



**Challenges explained- each lesson has a Bronze, Silver or Gold task. Please choose one to complete for each lesson.**

Bronze star challenges provide more support and help when needed.

Silver star challenges are for children working within age group.

Gold star challenges give extra challenge to show deeper understanding.

*If you need any support, please contact us on DOJO/Google Classrooms and we will get back to you as soon as possible*

Monday 8th February 2021

VIPERS Text: The 'Blitz' Story - 30mins		Writing: Genre: Persuasive Texts - 1 hour Talk4Writing - Gadgets!	Maths - 1 hour Please watch the video and work through Monday's question sheet in your work pack.
<p><b>★</b> <u>LO: I am learning to present an oral overview or summary of the text.</u> To summarise the text verbally with an adult using the question sheet to help you.</p> <p><b>★</b> In full sentences summarise what is happening in the text and to be prepared to present this to the class.</p> <p><b>★</b> In a paragraph, using full sentences summarise what is happening in the text and to be prepared to present this to the class.</p>	<p><b>★</b> <u>LO: I am learning to explore vocabulary and find alternative synonyms.</u> To find definitions and synonyms for words from the model text with support from an adult or teacher.</p> <p><b>★</b> To use a dictionary and thesaurus independently to find the meaning of words and choose alternative synonyms.</p> <p><b>★</b> To use new synonyms in sentences in the correct context.</p> <p>Link to your free online English booklet for the week: <a href="https://www.talk4writing.com/wp-content/uploads/2021/01/Y6-Gadgets2.pdf">https://www.talk4writing.com/wp-content/uploads/2021/01/Y6-Gadgets2.pdf</a></p>	<p><b>★</b> <u>Miss Hinds' Maths Group</u> <u>LO: I am learning to convert pounds and pence.</u> To work with a teacher or adult to convert pounds and pence.</p> <p><b>★</b> To convert pounds and pence independently.</p> <p><b>★</b> To complete all my tasks and give detailed explanations of my answers.</p> <p><b>Video link:</b> <a href="https://vimeo.com/497942634">https://vimeo.com/497942634</a></p>	
<p>You can read the text 'Blitz Story - Not So Brave After All', in your printed work pack or by clicking the link... <a href="https://docs.google.com/document/d/1cuSwjzLKa_4GdnN7Nfm_e4KmgAD0mflQiJxQeDAIMBYc/edit">https://docs.google.com/document/d/1cuSwjzLKa_4GdnN7Nfm_e4KmgAD0mflQiJxQeDAIMBYc/edit</a></p> <p>Your task will be in your pack for you to complete or posted onto Google Classroom.</p>	<p><b>Introduction:</b> Are you a super spy? Could you be the next James Bond? Have a go at cracked the secret spy codes using the key. It's tricky - but I know you can do it! After, you can have a go at picking your own spy name!</p> <p><b>Activity 1:</b> Vocabulary challenge! Find the definition of each word and then choose a synonym (a word with the same or a similar meaning).</p>	<p><b>★</b> <u>Mrs Danyadi-Elliott's &amp; Mrs H-T's Maths groups:</u> <u>LO: I am learning to multiply decimals by integers</u> To multiply decimals by integers with teacher or adult support - including reasoning and problem solving.</p> <p><b>★</b> To multiply decimals by integers independently and accurately - including reasoning and problem solving.</p> <p><b>★</b> To multiply decimals by integers independently and accurately and include full explanations with my answers - including reasoning and problem solving.</p> <p><b>Video link:</b> <a href="https://vimeo.com/490690764">https://vimeo.com/490690764</a></p>	

History Unit: WW11 - 1 hour	PSHE - 30 mins
<p><b>★</b> <u>LO: I am learning to explain why an event (WWII) came to an end.</u> To bullet point the steps leading up to the end of WWII</p> <p><b>★</b> To create a comic strip interpreting the events leading up to the end of WWII</p> <p><b>★</b> To write a recount in third person to describe how WWII came to an end. Using the following link: <a href="https://www.bbc.co.uk/teach/class-clips-video/history-ks2-ve-day/z7xtmfr">https://www.bbc.co.uk/teach/class-clips-video/history-ks2-ve-day/z7xtmfr</a> If you would like to learn more about WWII, why not watch more videos by following this link: <a href="https://www.bbc.co.uk/teach/class-clips-video/history-ks2-world-war-two/zjnyscw">https://www.bbc.co.uk/teach/class-clips-video/history-ks2-world-war-two/zjnyscw</a></p>	<p><u>LO: I am learning about how feelings and emotions are affected and can be managed at changing, challenging or difficult times.</u></p> <p>Go through the slides in your pack or on Google Classroom and add comments throughout. Mental health is so important and we need to take care of ourselves! Fill in the 'I think' document attached :) Don't forget to hand in your work on Google Classroom or take a picture of your work in your pack to earn Dojos!</p>

*Pointers/TopTips*

Related/helpful Links: Why not have a go at improving your times tables knowledge by connecting to Times Tables Rock Stars: <https://trockstars.com/>

Topic related tasks are on Seneca: <https://app.senecalearning.com/login>

Grammar activities on Spag.com: <https://www.spag.com/>

Read a book on Bug Club: <https://www.activelearnprimary.co.uk/>

Access music on Charanga: <https://www.activelearnprimary.co.uk/>

Sumdog: <https://pages.sumdog.com/>

Computing activities on Purple Mash: <https://www.purplemash.com/login/>

Maths activities: <https://www.maths.co.uk>

Maths resources on Mathsbot.com: <https://mathsbot.com/>


Tuesday 9th February 2021

<b>VIPERS</b> Text: The 'Blitz' Story - 30mins	Writing: Genre: Persuasive Texts - 1 hour Talk4Writing - Gadgets!	Maths - 1 hour Please watch the video and work through Tuesday's question sheet in your work pack.
---	--	---

<p><u>LO: I am learning to use meaning-seeking strategies to explore words in context.</u></p> <p>★ To work with an adult and discuss the questions together. Write down your answer on the slides with help if needed.</p> <p>★ Answer the five questions, using full sentences when necessary.</p> <p>★ Answer the five questions, using full sentences with correct punctuation and reasoning in your answer when necessary.</p>	<p><u>LO: I am learning to use persuasive vocabulary to describe a setting.</u></p> <p>★ To use persuasive and pushy vocabulary to describe one of the houses with support from an adult.</p> <p>★ To write a persuasive descriptive paragraph independently using the model.</p> <p>★ To create my own persuasive paragraph to describe one of the houses.</p> <p>Link to your free online English booklet for the week:  <a href="https://www.talk4writing.com/wp-content/uploads/2021/01/Y6-Gadgets2.pdf">https://www.talk4writing.com/wp-content/uploads/2021/01/Y6-Gadgets2.pdf</a></p>	<p><b>Miss Hinds' Maths Group</b>  <u>LO: I am learning how to add money including pounds and pence.</u></p> <p>★ To work with a teacher or adult to add money including pounds and pence.</p> <p>★ To add money including pounds and pence independently.</p> <p>★ To complete all my tasks and give detailed explanations of my answers.</p> <p><b>Video link:</b> <a href="https://vimeo.com/498286318">https://vimeo.com/498286318</a></p>
---	--	--

<p>You can read the text 'Blitz Story - Not So Brave After All' , in your printed work pack or by clicking the link...  <a href="https://docs.google.com/document/d/1cuSwjzLKa_4GdnN7Nfme4KmgAD0mflQiTxOeDAIMBYc/edit">https://docs.google.com/document/d/1cuSwjzLKa_4GdnN7Nfme4KmgAD0mflQiTxOeDAIMBYc/edit</a></p> <p>Your task will be in your pack for you to complete or posted onto Google Classroom.</p>	<p><b>Activity 2:</b> Persuasive games - can you persuade a cat to make friends with a dog or a wicked witch to change her ways? Give it your best shot! Take on the role of an estate agent (someone who sells houses) and have a go at writing a persuasive paragraph about one of the houses!</p> <p><i>Top tip: Use pushy vocabulary to make it even more persuasive!</i></p>	<p><b>Mrs Danyadi-Elliott's &amp; Mrs H-T's Maths groups:</b>  <u>LO: I am learning to divide decimals by integers</u></p> <p>★ To divide decimals by integers with teacher or adult support - including reasoning and problem solving.</p> <p>★ To divide decimals by integers independently and accurately - including reasoning and problem solving.</p> <p>★ To divide decimals by integers independently and accurately and include full explanations with my answers - including reasoning and problem solving.</p> <p><b>Video links:</b> <a href="https://vimeo.com/490691239">https://vimeo.com/490691239</a></p>
--	---	--

<b>Computing - 1 hour</b>	<b>French - 30 mins</b>
---------------------------	-------------------------

<p><u>LO: I am learning to use a simulation program on Purple Mash.</u></p> <div style="border: 1px solid purple; padding: 5px; width: fit-content;">  <p>Locked Out</p> </div> <p>2simulate: Locked Out!</p> <p>Log in to your Purple Mash account and complete the 2do that has been set by your teacher!</p>	<p><u>LO: I am learning colours in French.</u></p> <p>YOU WILL NEED A PLAIN PIECE OF PAPER AND A PEN/ PENCIL FOR THIS LESSON PLEASE HAVE THEM READY.</p> <p>Go through the information in your pack or join Miss Hinds for a live French lesson at 1pm on Google Classroom!</p> <p>This lesson will begin at 1.00pm. Please ensure you have a pen/pencil and a ruler and anything else you may need.</p>
---	--

*Pointers/TopTips*

Related/helpful Links: Why not have a go at improving your times tables knowledge by connecting to Times Tables Rock Stars: <https://trockstars.com/>

Topic related tasks are on Seneca: <https://app.senecalearning.com/login>

Grammar activities on Spag.com: <https://www.spag.com/>

Read a book on Bug Club: <https://www.activelearnprimary.co.uk/>

Access music on Charanga: <https://www.activelearnprimary.co.uk/>


Sumdog: <https://pages.sumdog.com/>

Computing activities on Purple Mash: <https://www.purplemash.com/login/>

Maths activities: <https://www.maths.co.uk>

Maths resources on Mathsbot.com: <https://mathsbot.com/>

Wednesday 10th February 2021

VIPERS Text: The 'Blitz' Story - 30mins		Writing: Genre: Persuasive Texts - 1 hour Talk4Writing - Gadgets!		Maths - 1 hour Please watch the video and work through Wednesday's question sheet in your work pack.	
★	<u>LO: I am learning to identify the point of view in a narrative.</u> To talk with an adult to try and identify the point of view in a narrative - who is the main character? How do they feel during the narrative? Do their feelings/points of view change during the narrative?	★	<u>LO: I am learning to understand the structure of a persuasive text.</u> To find some toolkit features for persuasion, including quotes with support from an adult.	★	<b>Miss Hinds' Maths Group</b> <u>LO: I am learning how to subtract money including pounds and pence.</u> To work with a teacher or adult to subtract money including pounds and pence.
★	To identify the point of view of the main character in 'Blitz Story' and to explain what it is and how it changes during the narrative, using full sentences.	★	To find some toolkit features for persuasion, including quotes independently.	★	To subtract money including pounds and pence independently.
★	To identify the point of view of the main character in 'Blitz Story' and to explain what it is and how it changes during the narrative, writing a paragraph and using quotes to evidence their point of view.	★	To find some toolkit features for persuasion and write some quotes from experts based on the model text.  Link to your free online English booklet for the week: <a href="https://www.talk4writing.com/wp-content/uploads/2021/01/Y6-Gadgets2.pdf">https://www.talk4writing.com/wp-content/uploads/2021/01/Y6-Gadgets2.pdf</a>	★	To complete all my tasks and give detailed explanations of my answers  <b>Video link:</b> <a href="https://vimeo.com/498297373">https://vimeo.com/498297373</a>
<p>You can read the text 'Blitz Story - Not So Brave After All' , in your printed work pack or by clicking the link... <a href="https://docs.google.com/document/d/1cuSwjzLKa_4GdnN7Nfme4KmgAD0mflQiTxOeDAIMBYc/edit">https://docs.google.com/document/d/1cuSwjzLKa_4GdnN7Nfme4KmgAD0mflQiTxOeDAIMBYc/edit</a></p> <p>Your task will be in your pack for you to complete or posted onto Google Classroom.</p>		<p><b>Activity 3</b> - Let's take a look at the pattern of the text and the main events! What else can you find?</p> <p><b>Activity 4</b> - It's time to create our toolkit for persuasion. Can you find any features to go into the toolkit sections of each part?</p> <p><b>Activity 5</b> - Are you an expert at adding quotes to your writing? Let's see! Create some quotes from experts about the spy gadget from the model text. I can't wait to read them!</p>		<p><b>Mrs Danyadi-Elliott's &amp; Mrs H-T's Maths groups:</b> <u>LO: I am learning to use division to solve problems.</u></p> <p>★ To use division to solve problems with teacher or adult support - including reasoning and problem solving. ★ To use division to solve problems independently and accurately - including reasoning and problem solving. ★ To use division to solve problems independently and accurately and include full explanations with my answers - including reasoning and problem solving.</p> <p><b>Video link:</b><a href="https://vimeo.com/490691954">https://vimeo.com/490691954</a></p>	
Music - 30 mins			PE - 45 mins		
<p>Log into Charanga Yumu <a href="https://www.blackpoolmusicinteractive.co.uk/yumu">https://www.blackpoolmusicinteractive.co.uk/yumu</a></p>  <p>Message your teacher if you need you log in details! Complete the first unit on Charanga that your teacher has set for you! Need extra guidance? Please jump on our Year 6 drop in call at 1.30pm for help :)</p>			<p><u>LO: I am learning to improve coordination with ball skills</u></p> <p>★ To write down 3 of my favourite things about coordination with ball skills. ★ To write instructions on how you can improve coordination skills. ★ To write about which skills you have learnt and which games you can apply those skills</p> <p>Complete the online PE lesson using the following links. <a href="https://www.afpe.org.uk/physical-education/thisispe-supporting-parents-to-teach-pe-at-home/">https://www.afpe.org.uk/physical-education/thisispe-supporting-parents-to-teach-pe-at-home/</a></p>		

*Pointers/TopTips*

Related/helpful Links: Why not have a go at improving your times tables knowledge by connecting to Times Tables Rock Stars: <https://trockstars.com/>

Topic related tasks are on Seneca: <https://app.senecalearning.com/login>

Grammar activities on Spag.com: <https://www.spag.com/>

Read a book on Bug Club: <https://www.activelearnprimary.co.uk/>

Access music on Charanga: <https://www.activelearnprimary.co.uk/>

Sumdog: <https://pages.sumdog.com/>

Computing activities on Purple Mash: <https://www.purplemash.com/login/>

Maths activities: <https://www.maths.co.uk>

Maths resources on Mathsbot.com: <https://mathsbot.com/>


Thursday 11th February 2021

<b>VIPERS</b> Text: The 'Blitz' Story - 30mins	Writing: Genre: Persuasive Texts - 1 hour Talk4Writing - Gadgets!	Maths - 1 hour Please watch the video and work through Thursday's question sheet in your work pack.
---	--	--

<p><b>LO: I am learning to give a personal view about a text - 'Blitz Story'</b></p> <p>★ To talk over with an adult the way YOU feel about this story. What do you like (three things) what do you not like (one thing)? (or the other way around if you did not like the story - three things you didn't like and one that you did.)</p> <p>★ To give my point of view about the story, answering in full sentences and using quotes from the story to help evidence my answer.</p> <p>★ To write a detailed personal perspective outlining my view of 'Blitz Story' using evidence from the text where necessary, and using full sentences and correct punctuation.</p>	<p><b>LO: I am learning to create a detailed plan for my writing by using a toolkit for a specific genre.</b></p> <p>★ To create a detailed plan for my persuasive writing with support from an adult.</p> <p>★ To create a detailed plan for my persuasive writing independently.</p> <p>★ To create a detailed plan for my persuasive writing and include quotes from characters.</p> <p>Link to your free online English booklet for the week:  <a href="https://www.talk4writing.com/wp-content/uploads/2021/01/Y6-Gadgets2.pdf">https://www.talk4writing.com/wp-content/uploads/2021/01/Y6-Gadgets2.pdf</a></p>	<p><b>Miss Hinds' Maths Group</b></p> <p><b>LO: I am learning to give change using money and solve problems.</b></p> <p>★ To work with a teacher or adult to give change using money.</p> <p>★ To give change using money and solve problems independently.</p> <p>★ To complete all my tasks and give detailed explanations of my answers.</p> <p><b>Video link:</b> <a href="https://vimeo.com/499227948">https://vimeo.com/499227948</a></p>
--	--	---

<p>You can read the text 'Blitz Story - Not So Brave After All' , in your printed work pack or by clicking the link...  <a href="https://docs.google.com/document/d/1cuSwjzLKa_4GdnN7Nfme4KmgAD0mflQiTxOeDAIMBYc/edit">https://docs.google.com/document/d/1cuSwjzLKa_4GdnN7Nfme4KmgAD0mflQiTxOeDAIMBYc/edit</a></p> <p>Your task will be in your pack for you to complete or posted onto Google Classroom.</p>	<p><b>Activity 6</b> - We are going to be looking at new ideas for gadgets. What gadget are you going to choose to advertise? It needs to be something unique and amazing!</p> <p><b>Activity 7</b> - Planning time! Let's use the boxed up method to plan your own persuasive writing about your new gadget.</p>	<p><b>Mrs Danyadi-Elliott's &amp; Mrs H-T's Maths groups:</b></p> <p><b>LO: I am learning to write decimal numbers as fractions</b></p> <p>★ To write decimals as fractions with teacher or adult support - including reasoning and problem solving.</p> <p>★ To write decimals as fractions independently and accurately - including reasoning and problem solving.</p> <p>★ To write decimals as fractions independently and accurately and include full explanations with my answers - including reasoning and problem solving.</p> <p><b>Video link:</b><a href="https://vimeo.com/490693175">https://vimeo.com/490693175</a></p>
--	---	---

<b>Science - Electricity! - 1 hour</b>	<b>Picture News - 30 mins</b>
--	-------------------------------

<p><b>LO: I am learning how different components of a circuit work and what makes a complete circuit.</b></p> <p>★ To look at different circuits and predict whether they are incomplete or complete with adult support.</p> <p>★ To look at different circuits and predict whether they are incomplete or complete.</p> <p>★ To look at different circuits and predict whether they are incomplete or complete and give explanations for my predictions.</p> <p>Please complete your 'Can I Remember' questions on Google Classroom or in your work pack! Can't remember the answers? Have a go at researching them to refresh your brain :D</p> <p>Join Miss Hinds this week for a live science lesson at 1.30pm on Thursday on making circuits!</p>	<p><b>Picture News: Captain Tom Moore - see Google Classroom or your resource pack!</b></p> <p>★ To complete the picture news question sheets with support from a teacher or adult.</p> <p>★ To complete the picture news question sheet independently.</p> <p>★ To give detailed thoughts and explanations to my questions on the picture news sheet.</p> <div style="text-align: right;">  </div>
--	--

*Pointers/TopTips*

Related/helpful Links: Why not have a go at improving your times tables knowledge by connecting to Times Tables Rock Stars: <https://trockstars.com/>

Topic related tasks are on Seneca: <https://app.senecalearning.com/login>

Grammar activities on Spag.com: <https://www.spag.com/>

Read a book on Bug Club: <https://www.activelearnprimary.co.uk/>

Access music on Charanga: <https://www.activelearnprimary.co.uk/>

Sumdog: <https://pages.sumdog.com/>

Computing activities on Purple Mash: <https://www.purplemash.com/login/>

Maths activities: <https://www.maths.co.uk>

Maths resources on Mathsbot.com: <https://mathsbot.com/>



Friday 12th February 2021

<b>VIPERS</b> Text: The 'Blitz' Story - 30mins	Writing: Genre: Persuasive Texts - 1 hour Talk4Writing - Gadgets!	Maths - 1 hour Please watch the video and work through Thursday's question sheet in your work pack.
---	--	--

<p><u>LO: I am learning to give a personal view about a text - 'Blitz Story'</u></p> <p>★ To talk over with an adult the way YOU feel about this story. What do you like (three things) what do you not like (one thing)? (or the other way around if you did not like the story - three things you didn't like and one that you did.)</p> <p>★ To give my point of view about the story, answering in full sentences and using quotes from the story to help evidence my answer.</p> <p>★ To write a detailed personal perspective outlining my view of 'Blitz Story' using evidence from the text where necessary, and using full sentences and correct punctuation.</p>	<p><u>LO: I am learning to write a persuasive advert using toolkit features.</u></p> <p>★ To create a persuasive piece of writing for my gadget with support from an adult.</p> <p>★ To create a persuasive piece of writing for my gadget independently.</p> <p>★ To create a detailed persuasive writing for my gadget and include quotes from characters.</p> <p>Link to your free online English booklet for the week:  <a href="https://www.talk4writing.com/wp-content/uploads/2021/01/Y6-Gadgets2.pdf">https://www.talk4writing.com/wp-content/uploads/2021/01/Y6-Gadgets2.pdf</a></p>	<p><u>Mrs Danyadi-Elliott's &amp; Mrs H-T's Maths groups:</u>  <u>LO: I am learning to convert fractions to decimals</u></p> <p>★ To convert fractions to decimals with teacher or adult support - including reasoning and problem solving.</p> <p>★ To convert fractions to decimals independently and accurately - including reasoning and problem solving.</p> <p>★ To convert fractions to decimals independently and accurately and include full explanations with my answers - including reasoning and problem solving.</p> <p><u>Video links:</u><a href="https://vimeo.com/491237616">https://vimeo.com/491237616</a>  <a href="https://vimeo.com/491970120">https://vimeo.com/491970120</a></p>
--	---	--

<p>You can read the text 'Blitz Story - Not So Brave After All' , in your printed work pack or by clicking the link...  <a href="https://docs.google.com/document/d/1cuSwjzLKa_4GdnN7Nfme4KmgAD0mflQjTxOeDAIMBYc/edit">https://docs.google.com/document/d/1cuSwjzLKa_4GdnN7Nfme4KmgAD0mflQjTxOeDAIMBYc/edit</a></p> <p>Your task will be in your pack for you to complete or posted onto Google Classroom.</p>	<p><b>Activity 8</b> - It's time to write your own persuasive advert for your gadget. Make sure you use your toolkit and plans to help you!</p>
--	---

RE - 45 mins	Art - 45 mins
--------------	---------------

<p><u>LO: I am learning to recognise what influences mine and others lives in order for it to be good.</u></p> <p>★ I can identify why leading a good life might be a good idea and why people think this.</p> <p>★ I can recognise what motivates or influences me to lead a good life and compare it with what motivates and influences Muslims.</p> <p>★ I can ask questions about life after death and explore how what I believe about this might influence my life.                  Please see your work pack for further information.</p>	<p><u>LO: I am learning to create my own painting based on the style of an artist.</u></p> <p>★ To investigate and combine visual and tactile qualities and match them to the purpose of their work.</p> <p>★ To apply and develop use of tools and techniques, including drawing.</p> <p>★ To design and make images and artefacts that communicate observations, ideas and feelings by using a variety of methods.                  Please see your work pack for further information.</p>
---	--

*Pointers/Top Tips*  
 Related/helpful Links: Why not have a go at improving your times tables knowledge by connecting to Times Tables Rock Stars: <https://ttrockstars.com/>  
 Topic related tasks are on Seneca: <https://app.senecalearning.com/login>  
 Grammar activities on Spag.com: <https://www.spag.com/>

Read a book on Bug Club: <https://www.activelearnprimary.co.uk/>

Access music on Charanga: <https://www.activelearnprimary.co.uk/>

Sundog: <https://pages.sundog.com/>

Computing activities on Purple Mash: <https://www.purplemash.com/login/>

Maths activities: <https://www.maths.co.uk>

Maths resources on Mathsbot.com: <https://mathsbot.com/>