



Weekly Bulletin Year 2
Week Beginning: 11.01.2021

Message
 Dear Year 2
 Firstly, well done for adapting so well to the new lock down learning tasks that were set for you last week! We have some super work from you and are very proud. Keep it up!
 All of your work is set on Google Classrooms for the week, you can also attend live lessons with your teachers daily via Google Classrooms. We would love to see you on those :)
 Please complete as many of the challenges as you can. Please try to log onto **Bug Club and SumDog** during the week! You can earn extra Dojos for activities completed on these online programmes!

Stay safe, we are missing you!
 Miss Whitby and Mr Kenny :)

Resources:
All of the resources for the lessons are attached to the bottom of this document.

RWI and Reading	ENGLISH
 <p>Watch the video set on Google classroom</p> <p>Reading task</p> <p>LO: I am learning to answer questions. Bronze To answer questions using multiple choice. Silver - To answer questions using the text. Gold - To explain my answers.</p> <p>Read the text carefully and then answer the questions</p>	<p>SPAG: We are going to be learning all about verbs. Join the live lesson at 10.00am to support you in learning what to do and then go to the task on Google classroom.</p> <p>If you cannot access live lessons watch this video to support your child in completing the activities.</p> <p>https://www.bbc.co.uk/bitesize/topics/zrqqtfr/articles/zpxhdxs</p> <p>Monday - I am learning to choose verbs. Bronze To choose from 2 verbs. Silver - To choose from a range of verbs. Gold - To choose the missing verb.</p> <p>Read the sentences on the sheet and pick which verb is the missing word. Make sure you read the sentence and choice of verbs carefully.</p> <p>Example - The children ____ with the skipping rope. skipped drove</p> <p>Tuesday - I am learning to choose verbs. Bronze To choose from a range of verbs.</p> 

using the text to find the answer.

Monday - Beach habitat

Tuesday - The emperor penguin

Wednesday - All about.. The fox

Thursday - Hedgehogs

Friday - Birds in your garden

The text will be attached to your assignment on your Google Classroom.

Silver - To choose the missing verb.

Gold - To choose synonyms for the missing verb.

Read the sentences on the sheet and pick which verb is the missing word. Make sure you read the sentence and choice of verbs carefully.

Example -

The children _____ with the skipping rope.

skipped drove

Wednesday - I am learning to identify synonyms for verbs.

Bronze To match the correct synonym for 3 verbs.

Silver - To match the correct synonym for 4 verbs.

Gold - To match the correct synonym for 5 verbs.

Read the different verbs. Match up which verbs are a synonym for each other. This means which verbs mean the same as each other.

Example -

eat - gobble, devour

Thursday - I am learning to identify and uplevel verbs.

Bronze To identify and uplevel 3 verbs.

Silver - To identify and uplevel 5 verbs.

Gold - To identify and uplevel 7 verbs.

Read the sentences and identify which word in the sentence is the verb. Then rewrite the sentences uplevelling the verb.

To uplevel the verb pick a synonym for that verb. Try to pick synonyms which are more exciting.

Example -

The dog ate the yummy bone.

Verb = ate

Up Levelled = The dog gobbled the bone.

Friday - I am learning to write sentences using verbs.

Bronze To write sentences using a verbs word bank.

Silver - To write sentences using verbs.

Gold - To write sentences using verbs drawing upon my reading.


Write sentences using verbs. Challenge - can you remember some of the synonyms from Wednesday lessons which were more exciting and use these in your writing.

Example -

The dog devoured the yummy bone.

Exciting verb = devoured

Writing Task: Our story for the next week is 'Zog'



Over the next week we are working on our **imitate stage** of our **talk for writing** process.

This week we are going to be describing using adjectives and learning about rhyming. Watch this video all about adjectives to help you with your learning on Monday and Tuesday.

<https://www.bbc.co.uk/bitesize/topics/zrqqtfr/articles/zy2r6yc>

Monday - I am learning to choose adjectives.

Bronze To be able to write 5 adjectives

Silver - To be able to write 10 adjectives.

Gold - To write adjectives drawing upon my reading.

Write down a list of adjectives to describe Zog. Try to use a range of different adjectives. Remember you can use your 5 senses to describe.

Example -

orange

furry

sharp claws

Tuesday - I am learning to describe a character.

Bronze To describe using some adjectives.

Silver - To describe using a range of adjectives.

Gold - To describe drawing upon my reading.

Write sentences to describe Zog. Try to use a range of different adjectives. Remember you can use your 5 senses to describe. Also, remember to use capital letters, full stops and finger spaces.

Example -

Zog has orange fur and he has sharp claws.

Wednesday - I am learning to find rhyming words.

Bronze To find 3 groups of rhyming words.

Silver - To find 6 groups of rhyming words.

Gold - To find 6 groups of rhyming words and explain how I know they rhyme.

Watch the video about rhyming words to help you with your work over the next few days.

<https://www.bbc.co.uk/bitesize/topics/zjhhvcw/articles/zqjgrdm>

Then read the set of 4 words. Find which word does not rhyme with the other words. Remember a rhyming word is where the end of the words sound the same.

Example -

cat bat dog rat

The word that does not rhyme is dog.

Thursday - I am learning to choose rhyming words.

Bronze To write one rhyming word for each.

Silver - To write three rhyming words.

Gold - To write a range of rhyming words.

Read the different words. Think of a rhyming words for each word. Remember a rhyming word is where the end of the words sound the same.

Example - words that rhyme with dig are:

wig

big

Friday - I am learning to find rhyming couplets.

Bronze To find some rhyming couplets.

Silver - To find a range of rhyming couplets.

Gold - To find all the rhyming couplets.

Read the story Zog. Find as many rhyming couplets as you can. Remember a rhyming couplet are two words that rhyme.

Example -

On page 2 of Zog -

far and star are the rhyming couplets.

Maths - Please see electronics /maths for activities

You will be looking at multiplication this week! You have a done a great job with this so far.

Please complete the tasks on the sheets after working your way through the slides.

Monday - I am learning to write calculations for arrays.


Bronze To find one calculation for the array.

Silver - To find both calculations for the array.

Gold - To find both calculations and draw arrays.

Look at the array on the sheet. Write down the multiplication calculations for the array.

Example -



$2 \times 3 = 6$ and $3 \times 2 = 6$

Tuesday - I am learning to make doubles.

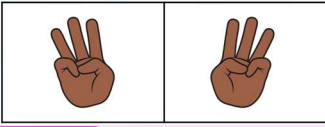
Bronze To make doubles up to 5.

Silver - To make doubles up to 10.

Gold - To make doubles up to 15.

Look at the doubles on the sheet. Build it, draw it and write the addition calculation.

Example -



$$3 + 3 = 6$$

Wednesday - I am learning the 2 times tables.

Bronze To recall 2 times table up to 10.

Silver - To recall 2 times table up to 24.

Gold - To solve 2 times table problems.

Look at the pictorial representation of the 2 times table. Counting in 2's write the total and fill in the missing numbers on the multiplication calculation.

Example -



There are 12 cherries in total.

$$\underline{6} \times \underline{2}$$

Thursday - I am learning the 5 times tables.

Bronze To recall 5 times table up to 25.

Silver - To recall 5 times table up to 50.

Gold - To solve 5 times table problems.

Look at the pictorial representation of the 5 times table. Counting in 5's write the total and fill in the missing numbers on the multiplication calculation.

Example -



There are 25 fingers in total.

$$\underline{5} \times \underline{5}$$

Friday - I am learning the 10 times tables.

Bronze To recall the 10 times table up to 50.

Silver - To recall the 10 times table up to 100.

Gold - To solve 10 times table problems.

Look at the pictorial representation of the 10 times table. Counting in 10's write the total and fill in the missing numbers on the multiplication calculation.

Example -



There are 50 cakes in total.

$$\underline{5} \times \underline{10}$$

History - Christopher Columbus

I am learning about Christopher Columbus' life.

- **Bronze Challenge:** To recall 2 facts about his life.
- **Silver Challenge:** To recall and describe 4 facts about his life.
- **Gold Challenge:** To recall and explain 6 facts about his life.

Read the information all about Christopher Columbus' life. Then write down what part of his life each picture represents. Watch this video all about Christopher Columbus to help you.

<https://www.bbc.co.uk/bitesize/topics/zhpchbk/articles/znckmnm>

Science

I am learning to group materials.

- **Bronze Challenge:** To group the materials into 3 groups.
- **Silver Challenge:** To group the materials into 4 groups.
- **Gold Challenge:** To label four groups and group the materials.

Use the information on the slide show to help you group the different materials. Watch this video all about materials to help you.

<https://www.bbc.co.uk/bitesize/topics/zrsgk7/articles/z9pgcdm>

RE

I am learning all about the pillars Islam.

- **Bronze Challenge:** To match the pillars of Islam and their definition.
- **Silver Challenge:** To write the pillars of Islam's name and definition.
- **Gold Challenge:** To explain why Islam has the 5 pillars.

Read the information all about Islam. Fill in the name of the 5 pillars and their definitions. Watch this video all about the 5 pillars of Islam to help you.

<https://www.bbc.co.uk/teach/class-clips-video/religious-studies-ks1-the-five-pillars-of-islam/zv84jhw>

Music - Listen to the song 'I wanna play in a band' on Yumu. Follow the different steps and learn the song.

PE - Watch and follow the Joe Wicks workout:

<https://www.youtube.com/watch?v=tSi2ix1i180>

Computing - Go on purplemash and complete your 2 do's.

Art - Watch the video of Mrs Godfrey-Brown showing you step by step how to create today's piece of art. Upload a picture to Google classroom or send a picture via dojo when you have completed it.

PSHE - Follow the powerpoint on Google classrooms all about friendship. Then create a poster about what makes a good friend.

Weekly Timetable for Home Learning...

Monday	Tuesday	Wednesday	Thursday	Friday
Phonics lesson	Phonics lesson	Phonics lesson	Phonics lesson	Phonics lesson
Reading	Reading	Reading	Reading	Reading
SPAG/English	SPAG/English	SPAG/English	SPAG/English	SPAG/English
Maths	Maths	Maths	Maths	Maths
History	Art	Science	RE	PE
	Computing		PSHE	Music