

Blackpool Gateway Academy Remote Learning Overview

Year 2



Challenges explained- each lesson has a Bronze, Silver or Gold task. Please choose one to complete for each lesson.

Bronze star challenges provide more support and help when needed.

Silver star challenges are for children working within age group.

Gold star challenges give extra challenge to show deeper understanding.

If you need any support, please contact us on DOJO/Google Classrooms and we will get back to you as soon as possible

Monday 18th January

Phonics and Reading - 30mins

LO: I am learning to answer questions.

To answer questions using multiple choice and set 2 sounds.

To answer questions using the text

To explain my answers.



Writing: Winnie in space 1 hour

LO: I am learning to punctuate questions correctly.

To be able to write and punctuate 2 questions with different starters.

To be able to write and punctuate 3 questions with different starters.

To be able to write and punctuate a range of questions.



Maths - Multiplication and division 1 hour

LO: I am learning to make equal groups by sharing.

To share using images of the same size

To share out using images of different sizes

To share out without pictures



Task 1 - Watch the video that was been sent to you through google classrooms.

Task 2 - Read the text from the resource pack carefully and then answer the questions using the text to find the answer.

Task 1 SPAG - Read the sentences on the sheet and pick which adjective is the missing word and best fits the sentence.

Use the video to help. - <https://www.bbc.co.uk/bitesize/topics/zrqqtfr/articles/zy2r6vc>

Task 2 English - Write questions about the story 'Winnie in space.' Watch the video to help - <https://www.bbc.co.uk/bitesize/topics/zrqqtfr/articles/z2xdng8>
Challenge - Can you learn the story off by heart?

Either go through the PowerPoint you have been sent on google classrooms or click on the link below.

<https://vimeo.com/492603273>

Select either a Bronze, Silver or Gold activity sheet to complete to show what you have learnt.

History: Famous Explorers 1 hour

LO: I am learning to identify what things were like when Christopher Columbus was alive.

To select if things are from the past or present

To describe things from the past and from the present.

To write about what life was like in the past.



Your task

- 1) Use the PowerPoint on goggle classroom or use the link below to find out about what life was like when Christopher Columbus was alive.
- 2) Select either the Bronze, Silver or Gold activity.

Bronze - Look at the pictures on the sheet and circle if they are from the past or the present.

Silver - Describe the pictures on the sheet and say if they are from the past or the present.




Gold- Write a short paragraph explaining what life was like when Christopher Columbus was alive.

Pointers/TopTips



Related/helpful Links: <https://www.theschoolrun.com/homework-help/christopher-columbus>

<https://www.coolkidfacts.com/christopher-columbus-facts/>

Tuesday 19th January

Phonics and Reading - 30mins	Writing: Winnie in space 1 hour	Maths - Multiplication and division 1 hour:
<p><u>LO: I am learning to answer questions.</u> To answer questions using multiple choice and set 2 sounds.</p> <p>To answer questions using the text.</p> <p>To explain my answers.</p> 	<p><u>LO: I am learning to describe characters.</u></p> <p>To use some adjectives to describe.</p> <p>To use a range of adjectives to describe.</p> <p>To write descriptive sentences drawing upon my reading.</p> 	<p><u>LO: I am learning to make equal groups by grouping</u></p> <p>To group using images of the same size</p> <p>To group out using images of different sizes</p> <p>To group out without pictures</p> 
<p>Task 1 - Watch the video that has been sent to you through google classrooms.</p> <p>Task 2 - Read the text from the resource pack carefully and then answer the questions using the text to find the answer.</p>	<p>Task 1 SPAG - Read the adjectives and match the synonyms (a word that has the same meaning) to each other. For example, big = large, huge.</p> <p>Task 2 English - Write down a list of adjectives to describe Winnie. Then use the adjectives to write sentences to describe her.</p> <p>Make sure you use Capital letters and full stops.</p>	<p>Either go through the PowerPoint you have been sent on google classrooms or click on the link below.</p> <p>https://vimeo.com/492603961</p> <p>Select either a Bronze, Silver or Gold activity sheet to complete to show what you have learnt.</p>

Art - 30mins	Computing - 30mins
--------------	--------------------

<p><u>LO: I am learning to shade.</u></p> <p>To shade showing dark and light</p> <p>To shade using different grades</p> <p>To shade using a range of different grades</p> <p>Your task - Watch the video tutorial that Mrs Godfrey Brown has made. Follow it step by step pausing at each step to complete your Artwork.</p> 	<p><u>LO: I am learning to recreate art using the program 2 paint.</u></p> <p>Log on to your purplemash and go on your 2dos to find your work.</p> <p>https://www.purplemash.com/sch/blackpoolgateway</p> <p>You are going to recreate your piece of artwork from yesterday using the 2 paint a picture program. You need to use the different tools to recreate the art.</p> <p>Make sure you press save and exit when you have completed your work.</p> 
---	--

Pointers/TopTips

Related/helpful Links:

<https://www.bbc.co.uk/bitesize/clips/zxyxfq8>

<https://www.purplemash.com/sch/blackpoolgateway>

Wednesday 20th January

Phonics and Reading - 30mins

LO: I am learning to answer questions.

To answer questions using multiple choice and set 2 sounds.

To answer questions using the text.

To explain my answers.



Writing: Winnie in space 1 hour

LO: I am learning to describe characters.

To use some adjectives to describe.

To use a range of adjectives to describe.

To write descriptive sentences drawing upon my reading.



Maths - Multiplication and division 1 hour

LO: I am learning to divide by 2.

To divide by 2 using pictures for support

To divide by 2 using different representations for support

To divide by 2 including with money



Task 1 - Watch the video that has been sent to you through google classrooms.

Task 2 - Read the text from the resource pack carefully and then answer the questions using the text to find the answer.

Task 1 SPAG - Read the sentences and identify which word in the sentence is the adjective. Then rewrite the sentences uplevelling the adjective. To uplevel the adjective pick a synonym for that adjective. Try to pick synonyms which are more exciting.

Task 2 English - Write down a list of adjectives to describe an animal of your choice. Then use the adjectives to write sentences to describe the animal.

Make sure you use Capital letters and full stops.

Either go through the PowerPoint you have been sent on google classrooms or click on the link below.

<https://vimeo.com/498260506>

Select either a Bronze, Silver or Gold activity sheet to complete to show what you have learnt.

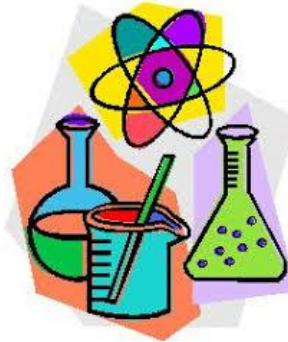
Science - 1 hour

LO: I am learning to compare the suitability of everyday materials.

To match the most suitable materials.

To explain why a material would be suitable.

To explain why some objects are made of different materials.



Your task

- 1) Use the PowerPoint on google classroom or use the link below to find out about the different suitability of materials,
- 2) Select either the Bronze, Silver or Gold activity to complete.

Bronze - Draw lines from the object to the materials to show which material would be best suited.

Silver - Read the object descriptions and write down a material, which you think would be suitable for the job. Explain the properties it has that make it suitable

Gold - Draw an everyday object in the box. Try to choose something that is made of more than one material. Write some sentences to explain why the materials that have been used are suitable.

Pointers/TopTips

Related/helpful Links:

<https://www.theschoolrun.com/homework-help/materials>

Thursday 21st January

Phonics and Reading - 30mins

★ LO: I am learning to answer questions.

To answer questions using multiple choice and set 2 sounds.

★ To answer questions using the text.

★ To explain my answers.



Writing: Winnie in space 1 hour

★ LO: I am learning to sequence a story.

★ To be able to sequence a story with support.

★ To independently sequence a story.

★ To write sequences key points.



Maths - Multiplication and division 1 hour:

★ LO: I am learning about odd and even numbers

★ To identify odd and even numbers with pictures and digits.

★ To identify odd and even numbers with different types of representations

★ To identify odd and even numbers in different contexts.



Task 1 - Watch the video that has been sent to you through google classrooms.

Task 2 - Read the text from the resource pack carefully and then answer the questions using the text to find the answer.

Task 1 SPAG - Look at the picture. Write down as many adjectives as you can think of. (An adjective is a word that describes a noun)

Task 2 English - Put the story in order so it is sequenced. Draw lines to match where each key point goes.

Either go through the PowerPoint you have been sent on google classrooms or click on the link below.

<https://vimeo.com/498261586>

Select either a Bronze, Silver or Gold activity sheet to complete to show what you have learnt.

RE - ISLAM - 30mins

PSHE - 30mins

★ LO: I am learning about the Muslim ritual of Wudu

★ To order the first 5 stages of Wudu.

★ To order all 10 stages of Wudu.

★ To explain what happens at each stage of WUDU

- 1) Use the PowerPoint on google classroom or use the link below to find out about Wudu and the 10 different stages
- 2) Select either a Bronze, Silver or Gold activity.

Bronze - Look at the 5 pictures on the sheet and number them in the correct order.

Silver - Look at the 10 pictures on the sheet and number them in the correct order.

Gold- Next to each pictures write a short sentence explaining what is happening at each stage



★ LO: I am learning about kindness.

Your task - Today we are going to be thinking about kindness.

- 1) Watch the video clip about being kind and discuss it with an adult.

<https://www.youtube.com/watch?v=XiXsqYNcH5Y>

- 2) Use the kindness sheet to colour in the word caring and then draw a picture that shows someone being caring.



Friday 21st January

Phonics and Reading - 30mins

LO: I am learning to answer questions.

To answer questions using multiple choice and set 2 sounds.

To answer questions using the text.

To explain my answers.



Writing: Winnie in space 1 hour

LO: I am learning to plan what I am writing about.

To plan an idea with support.

To plan an idea independently.

To draw upon my reading to plan.



Maths - Multiplication and division 1 hour

LO: I am learning to divide by 5.

To divide by 5 using pictures for support.

To divide by 5 using my knowledge of the 5 times table.

To divide by 5 in different contexts.



Task 1 - Watch the video that has been sent to you through google classrooms.

Task 2 - Read the text from the resource pack carefully and then answer the questions using the text to find the answer.

Task 1 SPAG - Write adjectives for each letter of the alphabet. Try to pick exciting adjectives and see if you can think of more than one for each letter.

Task 2 English - Look at which part of the story map is missing, Plan to change Wilbur the cat in the story and the picnic items. Draw in the boxes your ideas of what could be in your version of the story.

Either go through the PowerPoint you have been sent on google classrooms or click on the link below.

<https://vimeo.com/498262138>

Select either a Bronze, Silver or Gold activity sheet to complete to show what you have learnt.

Music - 30mins

LO: I am learning a song.

Log on to your Yumu account.

<https://charanga.com/yumu/login>

You need to listen to the song 'I wanna play in a band.'

Then you need to follow the different steps to continue learning the song and perform it after you have been practising.



PE - 30mins

LO: I am learning to develop basic movement.

Today you are going to follow a Joe Wicks workout. You are going to be using lots of different basic movement skills.

Play the video and join in with the different movements Joe is doing.

<https://www.youtube.com/watch?v=hnOtrnh80hs>



