



**Challenges explained- each lesson has a Bronze, Silver or Gold task. Please choose one to complete for each lesson.**

Bronze star challenges provide more support and help when needed.

Silver star challenges are for children working within age group.

Gold star challenges give extra challenge to show deeper understanding.

*If you need any support, please contact us on DOJO/Google Classrooms and we will get back to you as soon as possible*

**Monday 8th February**

**RWI Phonics: 30mins**

Please look at the phonics that has been set for you on Google Classrooms. Or use the link below to watch the most recent video on the official Read Write Inc YouTube channel.



[https://www.youtube.com/channel/UCo7fbLgY2oA\\_cFCIq9GdxtQ](https://www.youtube.com/channel/UCo7fbLgY2oA_cFCIq9GdxtQ)

**Writing: Journey Stories: 1 hour**

**LO: I am learning to internalise a story.**



To make simple predictions about a story with support.

To make predictions about a story and it' characters.

To make a prediction about a story using my previous experiences.

**Maths: Place value within 50 1 hour**

**LO: I am learning to count in 5s.**



To solve problems using my knowledge of counting in 5's..

To solve problems using my knowledge of counting in 5's- numbers to 50.

To solve problems using my knowledge of counting in 5's- numbers to 100.



Text: Sayeeda the Princess Pirate

Read the text -Have a look at the start of the story- think about Sayeeda and what might happen to her. Use the questions to make a prediction.



**Related/helpful Links:**

<https://soundcloud.com/talkforwriting/sayeeda/s-ewAQumNjrJt>

**Related/helpful Links:**

<https://www.youtube.com/watch?v=GvTcpfSnOMQ>

<https://www.youtube.com/watch?v=OCxvNtrcDI8>

**History - Old toys: 1 hour**

**LO: I am learning about how my life is different to the life of a Victorian child.**



To draw myself and a Victorian child.

**Your task** this week is to use the information I have sent to you to talk about the similarities and differences between your life and the life of a Victorian child.

The resources for this lesson can be found in the Google Classroom area or on our website.



To draw myself and a Victorian child and make comparisons of our lives.

To make comparisons between my life and that of a Victorian child, discussing similarities and differences.

<http://www.primaryhomeworkhelp.co.uk/victorians/toys.htm>  
<https://victorianchildren.org/victorian-toys-and-victorian-games/>

## Tuesday 9th February

### RWI Phonics: 30mins

### Writing: Journey Stories: 1 hour

### Maths: Length and height. 1 hour

Please look at the phonics that has been set for you on Google Classrooms. Or use the link below to watch the most recent video on the official Read Write Inc YouTube channel.



[https://www.youtube.com/channel/UCo7fblgY2oA\\_cFCI99GdxtQ](https://www.youtube.com/channel/UCo7fblgY2oA_cFCI99GdxtQ)

#### LO: I am learning to internalise a story



To give my opinion about a story with support.



To share my opinion about a story I have read.



To share my opinion about a story and support my ideas. with evidence from the text.

#### LO: I am learning to compare height.



To compare the height of concrete manipulatives.



To compare the height of objects within my home by using correct mathematical language.



To make comparison statements about groups of objects.

Text: Sayeeda the Princess Pirate

Read the story and think about the different questions- it is important that you can give your opinion about stories that you have read. It helps you to think about different characters and plots.



#### Related/helpful Links:

<https://soundcloud.com/talkforwriting/sayeeda/s-ewAQumNjrJt>

Go through the powerpoint that you have been sent or use the links below to help you.

#### Related/helpful Links:

<https://www.bbc.co.uk/bitesize/articles/zf4vbdm>  
[https://www.youtube.com/watch?v=X\\_97AQ2SkGU](https://www.youtube.com/watch?v=X_97AQ2SkGU)  
<https://www.youtube.com/watch?v=VIQg8e0erEE>

### Art

### Computing/History

#### LO: I am learning to represent the seasonal change



To show seasonal change in a drawing with support.



#### LO: I am learning about old toys.

Log on to your purplemash and go on your 2dos to find your work.



To show seasonal change in a drawing.

To show how the weather may affect its surroundings during the change of the seasons.  
Your task - Watch the video tutorial that Mrs Godfrey Brown has made. Follow it step by step pausing at each step to complete your Artwork.

<https://www.purplemash.com/sch/blackpoolgateway>

This week we are having a look at old and new toys.  
Make sure you press save and exit when you have completed your work.

Wednesday 10th February

**RWI Phonics: 30mins**

Please look at the phonics that has been set for you on Google Classrooms. Or use the link below to watch the most recent video on the official Read Write Inc YouTube channel.



[https://www.youtube.com/channel/UCo7fblgY2oA\\_cFCI\\_g9GdxtQ](https://www.youtube.com/channel/UCo7fblgY2oA_cFCI_g9GdxtQ)

**Writing: Journey Stories: 1 hour**

LO: I am learning to internalise a story.



- To retell the story using visual prompts.
- To retell the story using my knowledge.
- To retell a story in detail.



**Maths: Length and height. 1 hour**

LO: I am learning to compare length.



- To compare the length of concrete manipulatives.
- To compare the length of objects within the classroom by using correct mathematical language.
- To make comparison statements about groups of objects.

Text: Sayeeda the Princess Pirate

Use the character puppets to re-tell the story. think about what the characters say to each other. You can use the story Powerpoint to help you. Remember to send us a picture of you acting it out.



Related/helpful Links:

<https://soundcloud.com/talkforwriting/sayeeda/s-ewAQumNjrIt>

Go through the powerpoint that you have been sent or use the links below to help you.

Related/helpful Links:

<https://www.bbc.co.uk/bitesize/articles/zf4vbdm>  
[https://www.youtube.com/watch?v=X\\_97AO2SkGU](https://www.youtube.com/watch?v=X_97AO2SkGU)  
<https://www.youtube.com/watch?v=VIQg8e0erEE>

**Science**

**Your task**

LO: I can use my knowledge to test materials.



Your task

To test materials with support.  
 To test materials and describe what I see.  
 To predict and the describe what I see in a investigation.

Related/helpful Links:  
<https://www.bbc.co.uk/bitesize/topics/zrsgk7>  
<https://www.theschoolrun.com/what-are-materials>

1. Use the PowerPoint on google classroom to have a go at the STEM challenge- use your knowledge of materials to think about constructing a tower.

Related/helpful Links:  
<https://www.youtube.com/watch?v=jeUFUWNDH6T>

Thursday 11th February

**RWI Phonics: 30mins**

Please look at the phonics that has been set for you on Google Classrooms. Or use the link below to watch the most recent video on the official Read Write Inc YouTube channel.

[https://www.youtube.com/channel/UCo7fblgY2oA\\_cFCI\\_g9GdxtQ](https://www.youtube.com/channel/UCo7fblgY2oA_cFCI_g9GdxtQ)



**Writing: Journey Stories: 1 hour**

LO: I am learning to have my own ideas.



To have my own story ideas, with support..



To have my own story ideas.



To have thoughtful story ideas and I can explain them.



**Maths: Length and height. 1 hour**

LO: I am learning to measure height by using a ruler.



To measure an object using a ruler with support.



To measure and order objects by height using a ruler.




To predict the height of objects and check by using a ruler.



Text: Sayeeda the Princess Pirate

Think about what is in Sayeeda's treasure chest- what would you put in yours?





Go through the powerpoint that you have been sent or use the links below to help you.

Related/helpful Links:

<https://www.topmarks.co.uk/maths-games/measuring-in-cm>



RE

PSHE

<p><b>LO: I am learning about Jesus' friends.</b></p> <p>★ To talk about how Jesus was nice to people.</p> <p>★ To discuss different stories and how Jesus was a good friend in them.</p> <p>★ To discuss how Christians show friendship and God helps them to do this.</p> 	<p><b>LO: I am learning about fairness by comparing my life to that of another child.</b></p> <p>★ To verbally discuss the life of a child in a wheelchair.</p> <p>★ To make comparisons between my life and the life of a child in a wheelchair.</p> <p>★ To identify how my life is different to that of a child in a wheelchair by discussing similarities and differences.</p> 
--	--

<p>Think about the stories we have looked at and think about which story was the hardest for Jesus to be a good friend.</p> <p><b>Related/helpful Links:</b>  <a href="https://www.bbc.co.uk/bitesize/clips/zj4wmp3">https://www.bbc.co.uk/bitesize/clips/zj4wmp3</a>  <a href="https://www.youtube.com/watch?v=ZzPwRXytr7U">https://www.youtube.com/watch?v=ZzPwRXytr7U</a></p>	<p><b>Your task</b>          Create 1 minute activities that raise your heart rate.          Can you create a list of activities that you could do to keep healthy and keep you moving!</p> <p><b>Related/helpful Links:</b>  <a href="https://lancshireschoolgames.co.uk/year-1-2-move-resource/">https://lancshireschoolgames.co.uk/year-1-2-move-resource/</a></p>
--	---

Friday 12th February

<b>RWI Phonics: 30mins</b>	<b>Writing: Journey Stories: 1 hour</b>	<b>Maths: Length and height. 1 hour</b>
<p>Please look at the phonics that has been set for you on Google Classrooms. Or use the link below to watch the most recent video on the official Read Write Inc YouTube channel.</p> <p><a href="https://www.youtube.com/channel/UCo7fblgY2oA_cFCI_g9GdxtQ">https://www.youtube.com/channel/UCo7fblgY2oA_cFCI_g9GdxtQ</a></p> 	<p><b>LO: I am learning to write sentences.</b></p> <p>★ To write simple sentence, with support.</p> <p>★ To write sentences including Fred talk , finger spaces and a full stop.</p> <p>★ To write sentences using accurate Fred talk and including the connective and.</p> 	<p><b>LO: I am learning to measure length using a ruler.</b></p> <p>★ To measure an object using a ruler with support.</p> <p>★ To measure and order objects by length using a ruler.</p> <p>★ To predict the length of objects and check by using a ruler.</p>

<p>Text: Sayeeda the Pirate Princess          Watch the slideshow and become a pirate!</p>	<p>Go through the powerpoint that you have been sent or use the links below to help you.</p> <p><b>Related/helpful Links:</b>  <a href="https://www.topmarks.co.uk/mathsgames/measuring-in-cm">https://www.topmarks.co.uk/mathsgames/measuring-in-cm</a></p>
--	--



Then we would like you to write a message in a bottle to one of your friends!

[Related/helpful Links:](#)

**PE**

**LO: I am learning to develop basic movement**



Today you are going to follow a Joe Wicks workout. You are going to be using lots of different basic movement skills.



Play the video and join in with the different movements.



<https://www.youtube.com/watch?v=yOvqLXv88L4>



**Related/helpful Links:**

<https://www.youtube.com/user/thebodycoach1>

**Music**

**LO: I am to follow and keep to a beat**

Log on to your Yumu account.

<https://charanga.com/yumu/login>

Complete steps 3 and 4 of 'In the Groove'.

Then you need to follow the different steps to continue learning the song and perform it after you have been practising.



**Related/helpful Links:**

<https://charanga.com/yumu/login>

<https://www.youtube.com/watch?v=hnOtrnh80hs>