

**Blackpool Gateway Academy Remote Learning Overview**

**Year 2**



**Challenges explained- each lesson has a Bronze, Silver or Gold task. Please choose one to complete for each lesson.**

Bronze star challenges provide more support and help when needed.

Silver star challenges are for children working within age group.

Gold star challenges give extra challenge to show deeper understanding.

***If you need any support, please contact us on DOJO/Google Classrooms and we will get back to you as soon as possible***

**Monday 8<sup>th</sup> February**

**Phonics and Reading - 30mins**

**Writing: Winnie in space 1 hour**

**Maths - Multiplication and division 1 hour**



**LO: I am learning to answer questions.**

To answer questions using multiple choice and set 2 sounds.

To answer questions using the text.

To explain my answers.



**LO: I am learning to write adjectives.**

To be able to write some adjectives.

To be able write a range of adjectives.

To be able to write adjectives drawing upon my reading.



**LO: I am learning to recognise and draw tallies.**

To recognise and draw tallies within 10.

To recognise and draw tallies within 20.

To use knowledge of tallies and explain an error.



**Task 1** - Watch the video that was been sent to you through google classrooms.

**Task 2** - Read the text from the resource pack carefully and then answer the questions using the text to find the answer.

- 1) Design an Elf outfit for one of the elves or your own Elf.
- 2) Make a list of adjectives to describe your chosen Elf (either Clary, Pepper, Jas or your own.)

Remember to think about the 5 senses and the elves personality.

Either go through the PowerPoint you have been sent on google classrooms or click on the link below.

Select either a Bronze, Silver or Gold activity sheet to complete to show what you have learnt.

**Music - 30mins**

**PE- 30mins**

**LO: I am learning to develop basic movement.**

Today you are going to follow a yoga workout. You are going to be using lots of different basic movement skills.

Play the video and join in with the different movements.



**LO: I am learning to develop basic movement.**

Today you are going to follow a yoga workout. You are going to be using lots of different basic movement skills.

Play the video and join in with the different movements.



**Pointers/Top Tips**

**Related/helpful Links:**

<https://charanga.com/yumu/login>

Tuesday 9th February

Phonics and Reading - 30mins

**LO: I am learning to answer questions.**

To answer questions using multiple choice and set 2 sounds.

To answer questions using the text.

To explain my answers.



Writing: Winnie in space 1 hour

**LO: I am learning to** write a character description.

To write using some adjectives.

To write using a range of adjectives.

To be able to write adjectives drawing upon my reading



Maths - Multiplication and division 1 hour:

**LO: I am learning to make tally charts.**

To complete the tally of the tally chart.

To complete the total and tally of the tally chart.

To draw a tally chart from given data.



**Task 1** - Watch the video that has been sent to you through google classrooms.

**Task 2** - Read the text from the resource pack carefully and then answer the questions using the text to find the answer.

- 1) Look at your adjectives from yesterday.
- 2) Describe your chosen Elf from yesterday (either Clary, Pepper, Jas or your own.) You can describe using the 5 senses, describing the elves outfit and the elves personality.

Remember to use capital letters, full stops, finger spaces and adjectives.

Either go through the PowerPoint you have been sent on google classrooms or click on the link below.

<https://vimeo.com/498260506>

Select either a Bronze, Silver or Gold activity sheet to complete to show what you have learnt.

Art - 30mins

**LO: I am learning to sketch.**

Your task - Watch the video tutorial that Mrs Godfrey Brown has made.

Follow it step by step pausing at each step to complete your Artwork.



RE - 30mins

**LO: I am learning to describe the Muslim prayer routine and explain how they believe this could help them in their everyday life.**

To match up a Muslim daily prayer routine to the reasoning behind it.

To describe a Muslim daily prayer routine and how it helps them.

To explain a Muslim daily prayer routine and how it helps them.

- 1) Use the PowerPoint on google classroom to find out about Muslim prayers.
- 2) Select either a Bronze, Silver or Gold activity.



Pointers/Top Tips

Related/helpful Links:

<https://www.purplemash.com/sch/blackpoolgateway>

Wednesday 27th January

**Phonics and Reading - 30mins****LO: I am learning to answer questions.**

★ To answer questions using multiple choice and set 2 sounds.

★ To answer questions using the text.

★ To explain my answers.

**Writing: Winnie in space 1 hour****LO: I am learning to plan my ideas.**

★ To plan my ideas using class discussion ideas.

★ To plan my ideas in detail.

★ To plan my ideas drawing upon my reading.

**Maths - Multiplication and division 1 hour****LO: I am learning to draw pictograms.**

★ To complete pictograms.

★ To draw pictograms using a tally chart.

★ To draw pictograms with different orientations.



**Task 1** - Watch the video that has been sent to you through google classrooms.

**Task 2** - Read the text from the resource pack carefully and then answer the questions using the text to find the answer.

- 1) Read the letter from Mr and Mrs Cobbler (the shoemakers) and think about how you could reply imagining you are an elf.
- 2) Then using the sheet plan the letter that you are going to write them back. You need to think about how you will answer their questions and then tell them what the elves have been up to.

Either go through the PowerPoint you have been sent on google classrooms or click on the link below.

<https://vimeo.com/498262138>

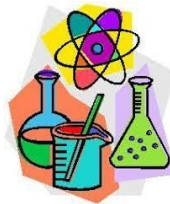
Select either a Bronze, Silver or Gold activity sheet to complete to show what you have learnt.

**Science - 1 hour****LO: I am learning about people who developed useful new materials.**

★ To verbally tell facts about John McAdam.

★ To create a fact file about John McAdam.

★ To create a fact file and explain the relevance of John McAdam's material.

**Your task**

- 1) Use the PowerPoint on google classroom or use the link below to find out about John McAdam.
- 2) Select either the Bronze, Silver or Gold activity to complete.

Bronze - Fill in the missing sentences of facts about John McAdam and talk about the facts you know.



Silver - Create a fact file all about John McAdam.




Gold - Create a fact file all about John McAdam and explain the relevance about John McAdam's material.

Pointers/Top Tips

[Related/helpful Links:](#)

Thursday 28th January

Phonics and Reading - 30mins		Writing: Winnie in space 1 hour		Maths - Multiplication and division 1 hour:							
<p>★ <u>LO: I am learning to answer questions.</u> To answer questions using multiple choice and set 2 sounds.</p> <p>★ To answer questions using the text.</p> <p>★ To explain my answers.</p> 	<p>★ <u>LO: I am learning to write a fictional narrative.</u></p> <p>★ To write sequenced sentences.</p> <p>★ To write a simple coherent narrative.</p> <p>★ To write a fictional narrative drawing upon my reading.</p> 	<p>★ <u>LO: I am learning to identify similarities and differences for pictograms.</u></p> <p>★ To find a possible similarity and difference.</p> <p>★ To find some possible similarities and differences.</p> <p>★ To find all possible similarities and differences.</p>	<p><b>Task 1</b> - Watch the video that has been sent to you through google classrooms.</p> <p><b>Task 2</b> - Read the text from the resource pack carefully and then answer the questions using the text to find the answer.</p>			<p>1) Read the letter from Mr and Mrs Cobbler (the shoemakers) and your planning from yesterday.</p> <p>2) Using your planning from yesterday you are going to write a letter back imagining you are the elves.</p> <p>Remember to write in full sentences making sure you use capital letters and full stops. Challenge - Try to include some conjunctions in your writing.</p>			<p>Either go through the PowerPoint you have been sent on google classrooms or click on the link below.</p> <p><a href="https://vimeo.com/498262386">https://vimeo.com/498262386</a></p> <p>Select either a Bronze, Silver or Gold activity sheet to complete to show what you have learnt.</p>		
<p><b>Afternoon of no screen time.</b></p>											
<p>1) Please choose one activity from the grid attached to this post. 2) Complete the activity with someone in your house 3) Get your parent or an adult to take a picture and attach it to google classrooms. 4) You will get 5 dojo points for sending in a photo.</p> <p>REMEMBER - STAY AWAY FROM SCREENS FOR THE AFTERNOON. :)</p>											
<p><u>Pointers/Top Tips</u> <u>Related/helpful Links:</u> <a href="https://www.youtube.com/watch?v=KTFJ9gjfAXg">https://www.youtube.com/watch?v=KTFJ9gjfAXg</a></p>											

Friday 29th January					
Phonics and Reading - 30mins		Writing: Winnie in space 1 hour		Maths - Multiplication and division 1 hour	
<p>★ <u>LO: I am learning to answer questions.</u> To answer questions using multiple choice and set 2 sounds.</p> <p>★ To answer questions using the text.</p> <p>★ To explain my answers.</p> 	<p>★ <u>LO: I am learning to form lower case letters of the correct size relative to one another.</u></p> <p>★ To form some letters correctly.</p> <p>★ To form most letters correctly.</p> <p>★ To form all letters correctly.</p> 	<p>★ <u>LO: I am learning to draw pictograms.</u></p> <p>★ To find one solution for a problem.</p> <p>★ To find two solutions for a problem.</p> <p>★ To find all possible solutions for a problem.</p> 			

<p><b>Task 1</b> - Watch the video that has been sent to you through google classrooms.</p> <p><b>Task 2</b> - Read the text from the resource pack carefully and then answer the questions using the text to find the answer.</p>	<ol style="list-style-type: none"> <li>1) Look at your letter you wrote from yesterday.</li> <li>2) Write your letter onto paper concentrating on your handwriting.</li> </ol> <p>You need to correctly form lower case letters of the correct size relative to one another.</p>	<p>Either go through the PowerPoint you have been sent on google classrooms or click on the link below.</p> <p>Select either a Bronze, Silver or Gold activity sheet to complete to show what you have learnt.</p>

**Afternoon of no screen time.**

- 1) Please choose one activity from the grid attached to this post.
  - 2) Complete the activity with someone in your house
  - 3) Get your parent or an adult to take a picture and attach it to google classrooms.
  - 4) You will get 5 dojo points for sending in a photo.
- REMEMBER - STAY AWAY FROM SCREENS FOR THE AFTERNOON. :)

*Pointers/Top Tips*  
[Related/helpful Links:](#)