
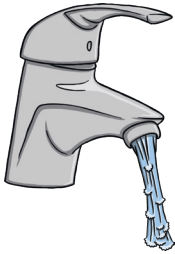


Monday

# Word Building

Use the letters at the bottom of the page to make the word for each picture. You can only use each letter once.



u

j

t

b

u

g

s

a

p

u


n

g

# Dinosaurs Writing Activity

Write a sentence about each of the dinosaur pictures.  
Use the boxes at the top to help you.

dinosaur



big



tree



eat



fish




sound it out



finger spaces



full stop




---

---

---

---



---

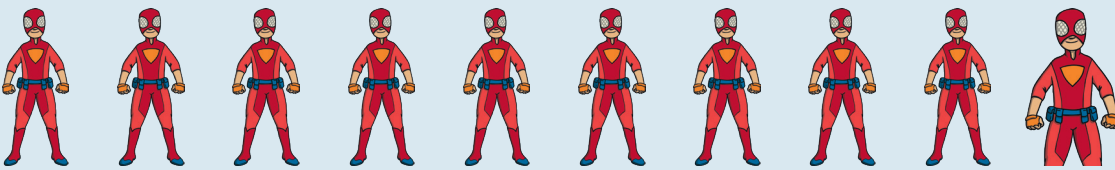

---

---

---

# Superheroes Counting

Count the superheroes and write the answers in the circles.



Tuesday

Read it

Say it

# hen

.....

.....


Write it

.....

.....

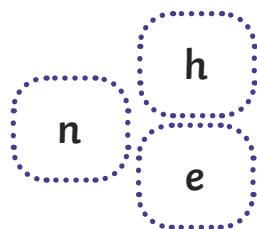
Fill  
the space

Colour it




# hen

Spell it



# What Can You See in the Dinosaur Scene?

Write some sentences about the picture.



---

---

---

---

---

---

---

---

---

---

# Superheroes Addition to 10

Write the answers in the circles. Then, write the number sentence on the line below.

$$3 + \text{BOOM!} \text{ BOOM!} = \bigcirc$$

---

$$2 + \text{[Superhero Girl]} \text{ [Superhero Girl]} \text{ [Superhero Girl]} \text{ [Superhero Girl]} = \bigcirc$$

---

$$0 + \text{[Superhero Girl in Wheelchair]} \text{ [Superhero Girl in Wheelchair]} \text{ [Superhero Girl in Wheelchair]} = \bigcirc$$

---

$$5 + \text{[Superhero Boy]} \text{ [Superhero Boy]} \text{ [Superhero Boy]} \text{ [Superhero Boy]} \text{ [Superhero Boy]} = \bigcirc$$

---

$$6 + \text{[Superhero Girl]} \text{ [Superhero Girl]} \text{ [Superhero Girl]} = \bigcirc$$

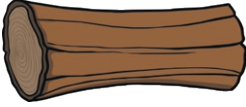
---



Wednesday

# Spelling Maze!

Draw lines between the right letters to spell out the word! Write your word on the lines at the end!



c


o

g

l

a

t



r


u

p

e

e

d



x

e

p

h

o

n



s

u

m

j

a

s



t

a

n


p

e

y

# What Can You See Under the Sea?

Write some sentences about the picture.



---

---

---

---

---


---

---

---


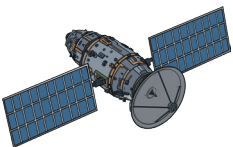

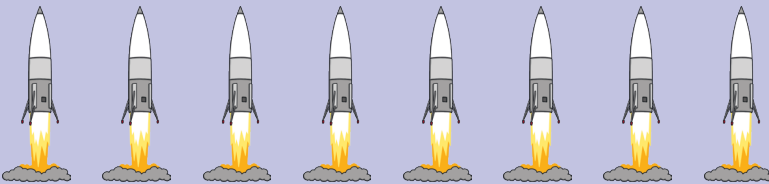




---

---



# Space Counting

Write your answers in the circles.



Thursday

# Read and Draw



Read the words and draw pictures to illustrate the words.

**van**

**cap**

**bat**

**hen**

# What can you see in the home?

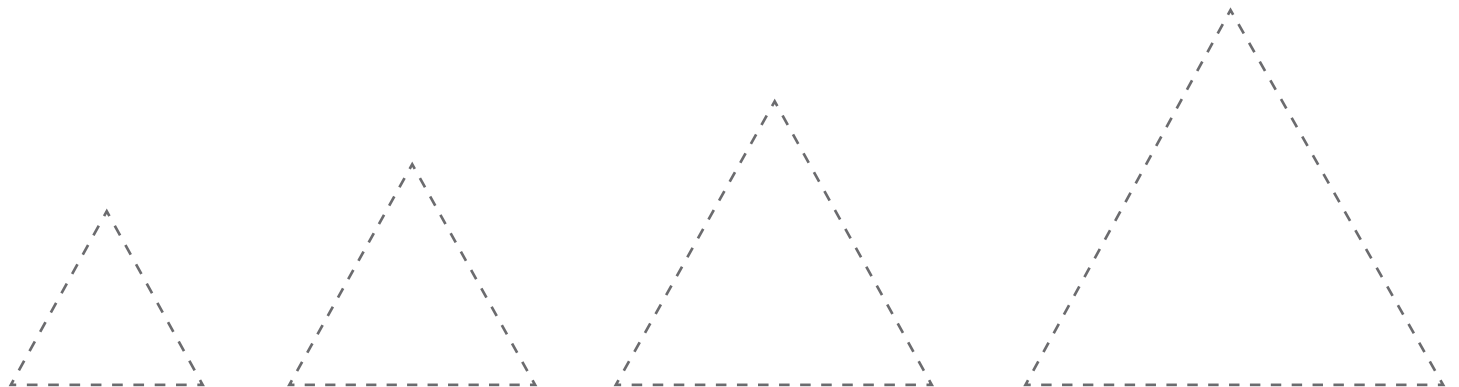
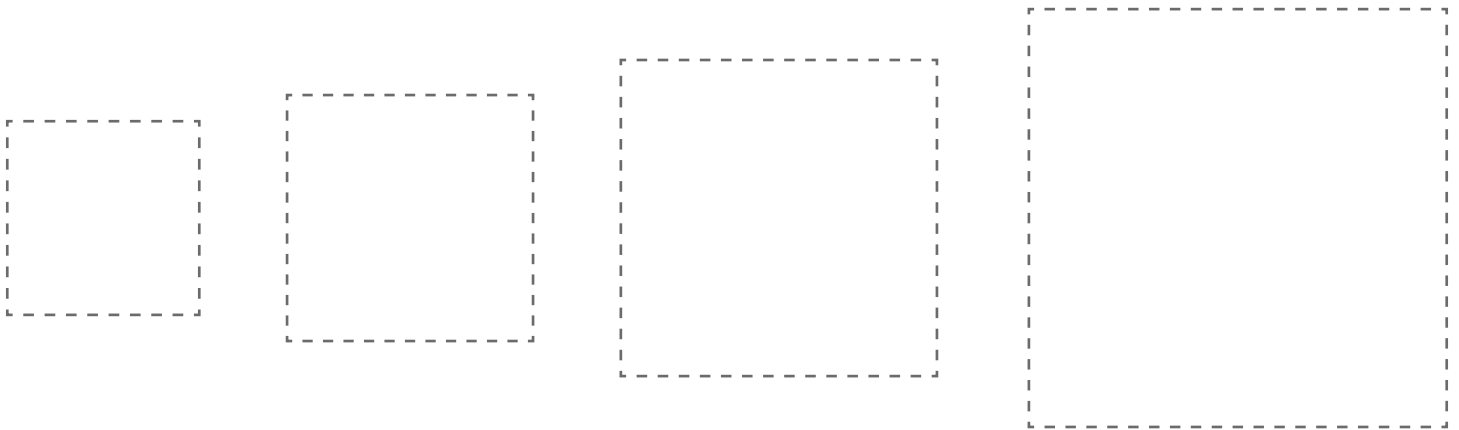
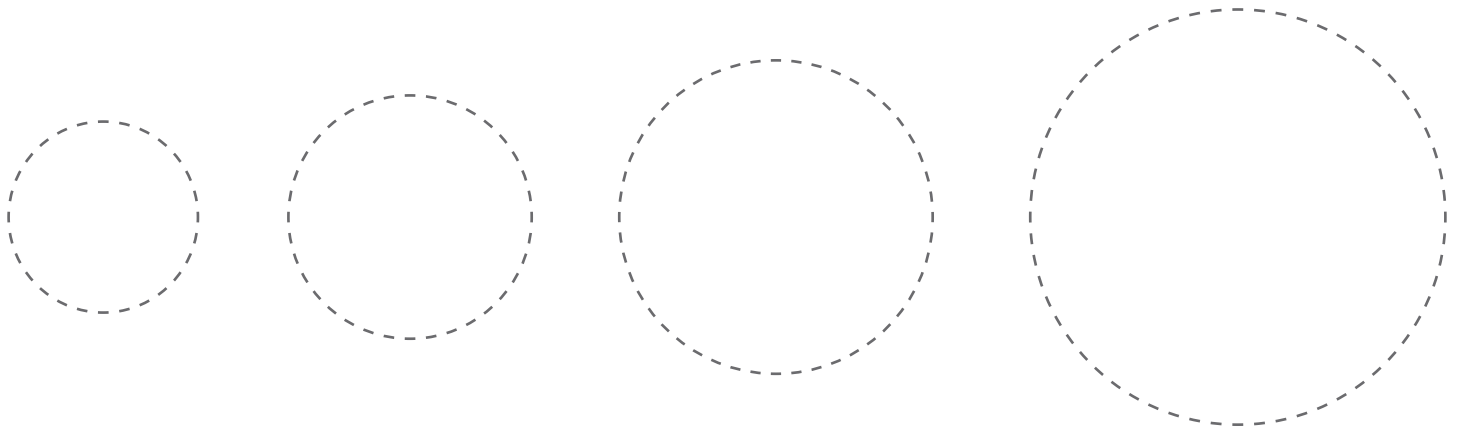
Write some sentences about the picture.



Example: The cat is on the rug.

# Tracing the Shapes

Practice tracing the shapes and colour them all in.









Friday

# Spelling Maze!

Directions: Cut and paste the letters to make the word for the picture in the box.

n	n	j	o	e	n
g	s	u	a	p	v

# Picture Writing Prompts

The boy  
is at...



They are  
going...



# Picture Writing Prompts

They are  
talking...



The hungry  
bear...




# Picture Writing Prompts

He is  
going to...


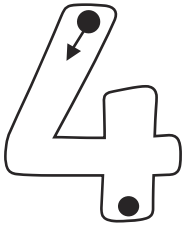




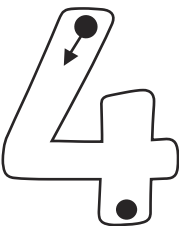






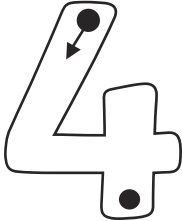


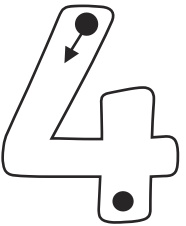





The happy  
bird...









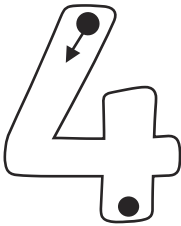






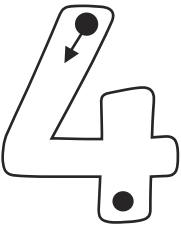



# Zoo Animals Counting

Count and colour in the animals. Trace the number that shows the correct number of animals.



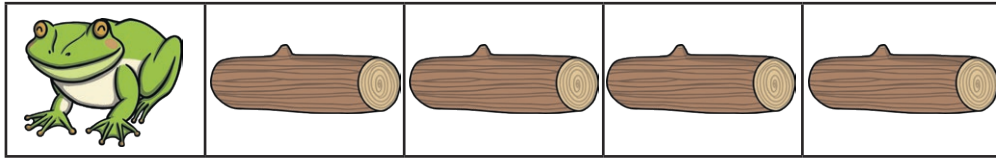
# Zoo Animals Counting Answers

Count and colour in the animals. Trace the number that shows the correct number of animals.




# Five Little Speckled Frogs and Logs Number Bonds to 5 Activity

Can you complete the number sentences?



$$\boxed{1} + \boxed{\phantom{00}} = \boxed{\phantom{00}}$$



$$\boxed{\phantom{00}} + \boxed{3} = \boxed{\phantom{00}}$$



$$\boxed{3} + \boxed{\phantom{00}} = \boxed{\phantom{00}}$$



$$\boxed{\phantom{00}} + \boxed{\phantom{00}} = \boxed{\phantom{00}}$$



$$\boxed{\phantom{00}} + \boxed{\phantom{00}} = \boxed{\phantom{00}}$$



Aa Bb Cc Dd Ee Ff

Gg Hh Ii Jj Kk Ll Mm

Nn Oo Pp Qq Rr Ss Tt

Uu Vv Ww Xx Yy Zz