

Blackpool Gateway Academy Remote Learning Overview

Year 2



Challenges explained- each lesson has a Bronze, Silver or Gold task. Please choose one to complete for each lesson.

Bronze star challenges provide more support and help when needed.

Silver star challenges are for children working within age group.

Gold star challenges give extra challenge to show deeper understanding.

If you need any support, please contact us on DOJO/Google Classrooms and we will get back to you as soon as possible

Monday 1st February

Phonics and Reading - 30mins

LO: I am learning to answer questions.

To answer questions using multiple choice and set 2 sounds.

To answer questions using the text.

To explain my answers.



Writing: Winnie in space 1 hour

LO: I am learning to make inferences.

To be able to make simple inferences.

To be able to make some inferences.

To be able to make inferences.



Maths - Multiplication and division 1 hour

LO: I am learning to make equal groups by sharing.

To make equal groups using pictures of the same size.

To make equal groups using pictures of mixed sizes.

To make equal group creating your own pictures.



Task 1 - Watch the video that was been sent to you through google classrooms.

Task 2 - Read the text from the resource pack carefully and then answer the questions using the text to find the answer.

Task 1 SPAG - You are going to match the missing question starter to the correct questions. Use this video to help you - <https://www.bbc.co.uk/bitesize/topics/z8x6cj6/articles/zcm3qhv>

Task 2 English - Look at the picture from the new story we are going to be looking at. Use your inference skills to answer the questions about what you can see, what you think the story will be about and why you think that.

Go through the PowerPoint you have been sent on google classrooms.

Select either a Bronze, Silver or Gold activity sheet to complete to show what you have learnt.

History: Famous Explorers 1 hour

LO: I am learning to use phrases and words such as 'before,' 'after,' 'past' and 'present'

To identify pictures that are in the 'past' 'present' 'before' or 'after' the moon landing.

To complete sentences about the moon landing using 'past' 'present' 'before' or 'after.'

To write sentences about the moon landing using 'past' 'present' 'before' or 'after.'

Your task

1) Use the PowerPoint on goggle classroom or use the link below to find out about the moon landing.

2) Select either the Bronze, Silver or Gold activity.

Bronze - Circle whether each picture is from either the past or present or before or after the moon landing.

Silver - Read the sentences and complete them about the moon landing. Make sure you use the words 'past' 'present' 'before' or 'after.'

Gold-Write sentences about the moon landing. Make sure you use the words 'past' 'present' 'before' or 'after.'

Pointers/TopTips

Related/helpful Links: <https://www.natgeokids.com/uk/discover/science/space/neil-armstrong-facts/>

https://www.ducksters.com/biography/explorers/neil_armstrong.php

Tuesday 2nd February

Phonics and Reading - 30mins

LO: I am learning to answer questions.

To answer questions using multiple choice and set 2 sounds.

To answer questions using the text.

To explain my answers.



Writing: Winnie in space 1 hour

LO: I am learning to answer questions.

To be able to answer multiple choice questions.

To be able to answer questions.

To explain my answers.



Maths - Multiplication and division 1 hour:

LO: I am learning to make equal groups by grouping

To make equal groups using pictures of the same size.

To make equal groups using pictures of mixed sizes.

To make equal group creating your own pictures.



Task 1 - Watch the video that has been sent to you through google classrooms.

Task 2 - Read the text from the resource pack carefully and then answer the questions using the text to find the answer.

Task 1 SPAG - You are going to pick the missing word for the question. The first word will be missing so you need see which question starter fits best for each questions. Use the video to help remind you about questions.

<https://www.youtube.com/watch?v=TcVPNBG2bJw>

Task 2 English - Read the first part of the story. Answer questions about the story 'The elves and the shoemaker.' Find the answers in the text to answer the questions.

Either go through the PowerPoint you have been sent on google classrooms or click on the link below.

<https://vimeo.com/498260506>

Select either a Bronze, Silver or Gold activity sheet to complete to show what you have learnt.

Art - 30mins

Computing - 30mins

LO: I am learning to sketch drawings.

Your task - Watch the video tutorial that Mrs Godfrey Brown has made.

Follow it step by step pausing at each step to complete your Artwork. Make sure to follow the steps carefully to create Columbus's ship.



LO: I am learning to recreate art using the program 2 paint.

Log on to your purplemash and go on your 2dos to find your work.

<https://www.purplemash.com/sch/blackpoolgateway>

You are going to recreate your artwork using 2 paint a picture. Using the different tools create Columbus's ship.






Pointers/TopTips

Related/helpful Links:

<https://www.purplemash.com/sch/blackpoolgateway>

Phonics and Reading - 30mins	Writing: Winnie in space 1 hour	Maths - Multiplication and division 1 hour
-------------------------------------	--	---

<p>★ <u>LO: I am learning to answer questions.</u> To answer questions using multiple choice and set 2 sounds.</p> <p>★ To answer questions using the text.</p> <p>★ To explain my answers.</p> 	<p>★ <u>LO: I am learning to identify meanings of words.</u></p> <p>★ To identify some meanings of words with an adult.</p> <p>★ To identify a range of meanings of words.</p> <p>★ To find meanings for words.</p> 	<p>★ <u>LO: I am learning to divide by 2.</u></p> <p>★ To divide by 2 using pictures for each question</p> <p>★ To divide by 2 using different representations</p> <p>★ To divide by 2 with pictures that have values</p> 
---	---	---

<p>Task 1 - Watch the video that has been sent to you through google classrooms.</p> <p>Task 2 - Read the text from the resource pack carefully and then answer the questions using the text to find the answer.</p>	<p>Task 1 SPAG - Read the sentences. Then decide which is the missing piece of punctuation a question mark or full stop. A question mark comes at the end of a question sentence - use the video to help. https://www.bbc.co.uk/bitesize/topics/z8x6cj6/articles/zcm3qhv</p> <p>Task 2 English - Find the words below in the story Winnie in space. Read the sentences they are in to help you decide what each word means. Then match up each word to the correct definition.</p>	<p>Either go through the PowerPoint you have been sent on google classrooms or click on the link below.</p> <p>Select either a Bronze, Silver or Gold activity sheet to complete to show what you have learnt.</p>
--	---	--

Science - 1 hour

<p>★ <u>LO: I am learning about people who developed useful new materials.</u></p> <p>★ To answer questions about Charles Macintosh.</p> <p>★ To create a fact file about Charles Macintosh.</p> <p>★ To create a fact file and explain the relevance of Charles Macintosh's material.</p> 	<p>Your task</p> <p>1) Use the PowerPoint on google classroom or use the link below to find out about Charles Macintosh.</p> <p>2) Select either the Bronze, Silver or Gold activity to complete.</p> <p>Bronze - Answer the questions about Charles Macintosh.</p> <p>Silver - Create a fact file all about Charles Macintosh.</p> <p>Gold - Create a fact file all about Charles Macintosh and explain the relevance about Charles Macintosh's material.</p>
--	---

Pointers/TopTips

Related/helpful Links: <https://kids.britannica.com/kids/article/Charles-Macintosh/49752/related#nodeId=main&page=1>

Thursday 4th February

Phonics and Reading - 30mins

LO: I am learning to answer questions.

To answer questions using multiple choice and set 2 sounds.

To answer questions using the text.

To explain my answers.



Writing: Winnie in space 1 hour

LO: I am learning to answer questions.

To be able to answer multiple choice questions.

To be able to answer questions.

To explain my answers.



Maths - Multiplication and division 1 hour:

LO: I am learning to identify odd and even numbers

To identify odd and even numbers using pictures and digits.

To identify odd and even numbers using mixed pictures, numbers and words.

To identify odd and even numbers in different contexts.

Task 1 - Watch the video that has been sent to you through google classrooms.

Task 2 - Read the text from the resource pack carefully and then answer the questions using the text to find the answer.

Task 1 SPAG - Read the sentences. Then decide which is the missing piece of punctuation a question mark or full stop. A question mark comes at the end of a question sentence - use the video to help.

<https://www.bbc.co.uk/bitesize/topics/z8x6cj6/articles/zcm3qhv>

Task 2 English - Read the second part of the story. Answer questions about the story 'The elves and the shoemaker.' Find the answers in the text to answer the questions.

Either go through the PowerPoint you have been sent on google classrooms or click on the link below.

Select either a Bronze, Silver or Gold activity sheet to complete to show what you have learnt.

RE - Islam 30mins

PSHE - 30mins

LO: I am learning to describe how Muslims pray.

To answer questions about how Muslims pray.

To describe how Muslims pray.

To explain how Muslims pray.



- 1) Use the PowerPoint on google classroom or use the link below to find out about
- 2) Select either a Bronze, Silver or Gold activity.

Bronze - Look at the questions and answer them about how Muslims pray.

Silver - Read the sentences. Fill in the missing words.

Gold- Write sentences explaining how Muslims pray.

LO: I am learning about feelings.






Your task - Today we are going to be looking at feelings.

- 1) Use the sheet to read and discuss all of the different scenarios and how the people might be feeling.
- 2) Write down how each person would be feeling.



Pointers/TopTips

Related/helpful Links: <https://www.youtube.com/watch?v=KTFJ9gjfAXg>

Phonics and Reading - 30mins		Writing: Winnie in space 1 hour		Maths - Multiplication and division 1 hour	
<p>★ <u>LO: I am learning to answer questions.</u> To answer questions using multiple choice and set 2 sounds.</p> <p>★ To answer questions using the text.</p> <p>★ To explain my answers.</p> 	<p>★ <u>LO: I am learning to identify words types.</u></p> <p>★ To identify some verbs and adjectives.</p> <p>★ To identify a range of verbs and adjectives.</p> <p>★ To write a range of verbs and adjectives.</p> 	<p>★ <u>LO: I am learning to divide by 5 and 10.</u></p> <p>★ To divide by 5 and 10 with easily grouped images.</p> <p>★ To divide by 5 and 10 using some pictorial support.</p> <p>★ To divide by 5 and 10 with creating your own pictures.</p>	<p>Task 1 - Watch the video that has been sent to you through google classrooms.</p> <p>Task 2 - Read the text from the resource pack carefully and then answer the questions using the text to find the answer.</p>	<p>Task 1 SPAG - Look at the picture and think of some questions. Then write down your questions punctuating them correctly. Try to use a range of questions openers.</p> <p>Task 2 English - Read the words from the story Winnie in space. Today you need to sort them out into which words are verbs, which words are adjectives and which are nouns. Use this website to help you - https://www.bbc.co.uk/bitesize/topics/zrqqtfr</p>	<p>Either go through the PowerPoint you have been sent on google classrooms or click on the link below.</p>  <p>Select either a Bronze, Silver or Gold activity sheet to complete to show what you have learnt.</p>
Music - 30mins			PE- 30mins		
<p><u>LO: I am learning a song.</u></p> <p>Log on to your Yumu account.</p> <p>https://charanga.com/yumu/login</p> <p>You need to listen to the song 'I wanna play in a band.'</p> <p>Then you need to follow step 3 to continue learning the song and perform it after you have been practising.</p> 			<p><u>LO: I am learning to develop basic movement.</u></p> <p>Today you are going to follow a workout. You are going to be using lots of different basic movement skills.</p> <p>Play the video and join in with the different movements.</p> <p>https://www.youtube.com/watch?v=WDvjqO2VXa8</p> 		
<p><i>Pointers/TopTips</i> <u>Related/helpful Links:</u> https://charanga.com/yumu/login https://www.youtube.com/watch?v=WDvjqO2VXa8</p>					