



History Unit Plan – Year 1

Have toys changed that much since the Victorian era?	
History coverage NC	<p>Changes within living memory. Where appropriate, these should be used to reveal aspects of change in national life</p> <p>The lives of significant individuals in the past who have contributed to national and international achievements.</p>
Misconceptions	<p>All people in the past were poor</p> <p>People didn't have fun in the past</p> <p>All people owned the same type of things in the past</p> <p>People in the past did not have new technology</p>
Links to previous learning	
Key vocabulary	<p>Victorian Era – a period of time when Queen Victoria reigned</p> <p>porcelain – objects like plates, cup and vases can be made of porcelain</p> <p>electronic – objects that use computers and electricity to work</p> <p>materials – what things are made out of (wood, metal, plastic)</p> <p>wealthy – people who are rich</p>
Key knowledge	<ul style="list-style-type: none"> ❖ Queen Victoria reigned in Britain. During her reign lots of inventions and changed happened. ❖ People during the Victorian era invented many things that are still being used today ❖ Victorian toys were made out of different materials than modern toys or toys made 50 years ago ❖ Some toys in the Victorian era were only available to wealthy families ❖ Toy have changed over time because of available technology and materials
Key diagram	<div style="display: flex; justify-content: space-around; align-items: center;"> <div style="text-align: center;">  <p>Queen Victoria</p> </div> <div style="text-align: center;">  <p>A Victorian doll</p> </div> </div>

Chronology Task

Put these Monarchs in order.



(James I, Elizabeth II, Charles III)

Retrieval activity

Who was Guy Fawkes? (A Catholic who wanted to blow up Parliament)

What is gunpowder? (a black powder that can explode)

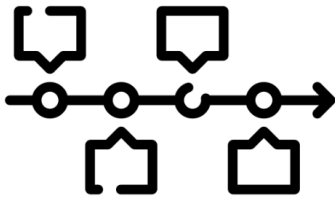
What day is Bonfire Night on? (5th November)

Key knowledge


❖ Queen Victoria reigned in Britain. During her reign lots of inventions and changed happened.

Lesson plan

- Show children the image of Queen Victoria. Don't tell them any information about her and see if they can work out who/ when she might be from. (black and white photograph = old, crown = royalty) Introduce her as Queen Victoria.
- Show children images – can they work out which might be from the same time as Queen Victoria. Get children to circle the images they think are from the same time as Queen Victoria.



What is the Victorian Era?



- Show children to video explaining the reign of Queen Victoria. This time was called the **Victorian Era** (Key Vocabulary – a period of time when Queen Victoria reigned)
<https://www.bbc.co.uk/bitesize/topics/zkrkscw/articles/zfdkhbk>
- Give children the images again – this time, using the information from the video – get children to circle the images associated with the Victorian Era



(Top – Bottom: Queen Victoria married Prince Albert, Easter Eggs were introduced during the Victorian Era, Trains were made popular during the Victorian Era, Britain rules many parts of the world – it was called the British Empire, Cameras were invented during the Victorian Era, Queen Victoria has 9 children)

Chronology Task
Order these Monarchs



(King James I, Queen Victoria, Queen Elizabeth II, King Charles III)

Retrieval activity

- Who did Queen Victoria marry? *(Prince Albert)*
- Where was Guy Fawkes caught? *(In the cellar of the Houses of Parliament)*
- What was invented during the Victorian Era? *(Trains, cameras - many other things too)*

Key knowledge

❖ **People during the Victorian era invented many things that are still being used today**


Lesson plan

- Share the video explaining different Victorian Era inventions
<https://www.youtube.com/watch?v=N9g6kWoMHs>



MISCONCEPTION
People in the past did not have new technology

- Create a list of different inventions that the children can remember. *(Trains, telephone, lightbulb, radios, cameras, cars, toilet paper, stamps, X-Rays, Ice-cream, vacuum cleaners, post boxes, sewing machines, comics, Easter eggs, prams, dynamite)*
- Children to cut and match up the Victorian Era invention with its modern day counterpart, labelling in a table in their book with 'Victorian Era' 'Modern' and what the objects are



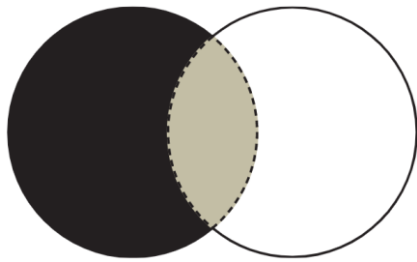
Object	Victorian Era	Modern Era

Challenge / Extension Task

☆ **Which inventions have changed the most? Which have changed the least?**



Do we still use any Victorian inventions nowadays?



How have toys changed since the Victorian Era?

Chronology Task

Who was born first?



(Black and White photo is about 200 years old so the two children would be born before the man in the modern photograph)

Retrieval activity

Who was King James I? *(The king who Guy Fawkes wanted to kill)*

What Victorian invention is still being used today? *(cars, trains, stamps, vacuum cleaner, telephone, light bulbs)*

Key knowledge

❖ **Victorian toys were made out of different materials than modern toys or toys made 50 years ago**

Lesson plan

- Show children different toys from the Victorian to the modern era from the Tameside Portland Basin Loans Library.
- Children to explore/ play with the different toys.
- Get children to discuss in groups the following questions:
 - What is the toys made from?
 - Why is it made from that material?
 - Would this be an expensive toy to buy? Why?
 - How old is the toy? Why do you think that?

MISCONCEPT

People didn't have fun in the past

(Key Vocabulary) materials – what things are made out of (wood, metal, plastic)

(Key Vocabulary) porcelain – objects like plates, cup and vases can be made of porcelain

(Key Vocabulary) electronic – objects that use computers and electricity to work

Victorian toys – often made of wood, metal, fabric, porcelain

Modern toys – made of plastics, screens, use of electronic technology

In-between toys – made of a mixture of materials – no use of electronics / computers

- Children to sort the toys into groups of Victorian, modern and in-between using 3 different hula-hoops to sort them

Challenge / Extension Task

☆ **Which is your favourite toy and why?**

Chronology Task

Who is the person in these 4 images? Can you order them in age, starting with the youngest?



Queen Victoria
(4th, 1st, 3rd, 2nd)

<https://www.youtube.com/watch?v=DEoejZEEnEg>

Show recorded footage of Queen Victoria from 1900 (a year before she died)

- Queen Victoria's first image was a painting, her last was in a film. What does this tell? *(She reigned for a long time and lot of inventions happened during her reign)*



Key Knowledge

❖ **Victorian toys were made out of different materials than modern toys or toys made 50 years ago**

Lesson plan

- Show children some of the toys from the Tameside Portland Basin Project Box and ask children to make the materiality of the toy.
- Get children to decide if it is a Victorian or modern toy
- Show children images of toys and get them to cut and sort them into Modern toys and Victorian toys.




New Toys

Old Toys

- Children to stick the toys into the correct categories
- Can children explain why they have sorted each toy in a Victorian or Modern day category

Challenge / Extension Task

☆ **Are there any Victorian toys that you own or have played with before?**



Can you discover which are Victorian and modern day toys?

Chronology Task

Order these people from earliest in history to most modern



Harry Kane – 3rd
Guy Fawkes – 1st
Queen Victoria – 2nd

Retrieval activity

What's different about Victorian toys and modern day toys? (Materials / technology)
Why do we celebrate Bonfire Night? (To remember the time when Guy Fawkes was stopped from blowing up Parliament)

Key Knowledge

❖ Some toys in the Victorian era were only available to wealthy families

Lesson plan

- Show children two images of children from the Victorian era. What do you notice? (Wealthy and poor. Expensive looking clothes, toys, clean vs. Working in a factory, ragged clothes, dirty, no shoes) (Key Vocabulary) wealthy – people who are rich

MISCONCEPTION
All people in the past were poor



Who do you think would have toys like this in the Victorian Era?



- Get children to look at the range of toys. Which toy would each child have played with?



Doll



Football



Thaumatrope



Peg doll



Tin soldiers



Hobby horse



Football



Skipping rope



Rocking horse



Marbles

- Children to stick in the image of a rich and poor Victorian child and draw (or stick and cut) some toys that that child might have played with.

Challenge / Extension Task


☆ Can you make your own thaumatrope?



Children to colour the template.

Stick them together with a straw or lolly pop stick in between

To make it work, children twirl the stick from back to front and watch the images merge together.





Have toys changed that much since the Victorian Era?

Chronology Task

Order these toys from oldest to newest. Why have you ordered them in that way?



*(Video Games – 3rd, Car toy – 2nd, Porcelain Doll – 1st)
(Ordered based on materiality and available technology)*

Retrieval activity

What does wealthy mean? *(Lots of money / rich)*

What was the Victorian era? *(When Queen Victoria reigned in Britain)*

What materials were lots of Victorian era toys made out of? *(Wood, porcelain, metal)*

Key Knowledge

❖ **Toys have changed over time because of available technology and materials**

Lesson plan

- Get children to talk about the differences in modern and Victorian era
- Encourage children to use vocabulary such as **materials / electronic / porcelain / wealthy** to explain how / why toys have changed
- Children to make a poster showing the difference in toys from the Victorian Era and Modern Day toys.