



Curriculum Newsletter



Bramham Shadwell Federation

Class 4 April-May 2024

All our learning in class this half term will be focused around the question:

How did people treat each other in the past?

English

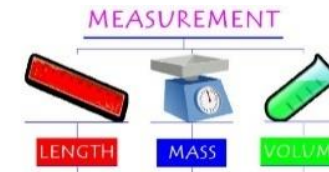
- English work will begin with a focus on **writing a formal letter**.
- They will identify the key features of **a formal letter** and explore how they can use these writing features to construct their own letters.
- The children will focus on writing features such as **formal language, superlatives and comparatives, letter structuring and fronted adverbials**.
- The outcome will be to write a formal letter to Mr Rugg requesting a Class 4 school trip to France.
- During our second English unit of the half-term, we will be writing an **adventure story** about the journey a boat takes through different places in the world.
- Throughout the unit, the children will focus on writing in **past tense** and will explore and use writing features such as **openings for effect, powerful adjectives and similes**. The children will also intertwine other writing features they have explored in their first two terms in Year 4.
- In reading**, our skills focus is recapping the skills we have learnt this year- **retrieval, sequencing, inference and authorial choice**. The children will be exposed to a range of fiction and non-fiction texts to apply these skills when answering questions.

How can I help / information for helping

During the first half-term, children could practice writing a letter to the government about a topic they feel passionate about. They could then write a letter to a friend or family member and explain how these two letters are different. Ask them what makes a letter informal or formal.

Maths

- To begin the half-term, the children will be starting their **money** unit. This will consist of **using the four operations; add, subtract, multiply and divide**. We will finish off the unit by **solving problems** that include the use of money.
- The children will then move on to the unit of **length, mass and volume**. They will begin this unit by **converting units of length**.
- They will learn how to convert **minutes to seconds** and **hours to minutes**.
- As well as this, they will learn how to convert **years to months** and **weeks to days**.
- Our last unit of the half-term is **area and perimeter**.
- To start the unit, the children will learn how to find the **perimeter of a shape**
- They will learn how to **find area** of a shape before **measuring and comparing perimeter and area**.



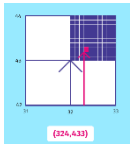


How can I help / information for helping


At home, the importance of money in daily life could be discussed. Encourage children to practise multiplication as often as possible in preparation for the multiplication check.

KIRF Target – Summer 1

The secret to success is practising **little** and **often**. Use time wisely. Can you practise these KIRFs while walking to school or during a car journey? You don't need to practise them all at

<p>In the second part of the half-term, the children could discuss some of their favourite adventure stories. What made these good stories? Why did they enjoy them?</p>	<p>Go on this website to practise times tables: https://www.timestables.co.uk/multiplication-tables-check/</p>	<p>once: perhaps you could have a fact of the day. If you would like more ideas, please speak to your child's teacher.</p>
--	---	--

Topic – Geography	SITE	P.E
<p>Focus is: Map skills and field work</p> <p>Skills/Knowledge to be developed: This half-term, we will be learning all about map skills. Children will begin by looking at OS Maps and map symbols. This will lead on to children recapping the divisions of the globe. This will then help us to begin to explore four-figure grid references. We will use maps of our local area to help read maps and explore different areas.</p> <p>We will use all of this knowledge to draw our own map of local areas and add our own map symbols of significant things in the area.</p>  <p>Art links: We will be creating our pictures in the style of Claude Monet. We will explore different impressions of nature before using our own environment to create our pictures using water colours.</p>	<p>SITE project: To create something that can keep ice cooler for longer.</p> <p>Focus is: States of Matter</p> <p>Skills / knowledge to be developed: The children will learn how to group materials together according to whether they are solids, liquids and gases. Together we will then explore how materials change state when they are heated or cooled.</p>  <p>DT Links: At the end of our science unit, the children will be trying to create something that can keep ice cooler for longer. We will explore different materials that may help prolong melting.</p>	<p>Focus is: Striking and fielding Children should bring their PE kits on a Tuesday to get changed into during the afternoon. PE will be taught by Mrs. Sohal.</p> <p>Skills / knowledge to be developed: pupils will develop their batting and bowling skills in a variety of different games. This practice will lead them up to Sports Day which is on 21st June. The children will also get a chance to play tag rugby across this half-term.</p> <p>Applied through: independent practice, team games.</p> 
<p>How can I help / information for helping Children may have curious thoughts about how the maps are used and relevant to everyday use. Encourage your children to research about this, whether this is through books or the internet. I would love to hear any interesting facts they can find which may not fit in naturally with our sequence of lessons.</p>	<p>How can I help / information for helping This will be a new unit to the children, however, in KS1 they have looked at everyday materials and seasonal changes. Can you encourage children to make the link between this?</p>	<p>How can I help / information for helping P.E usually takes place on a Tuesday afternoon. If possible, please ensure that your child has a change of shoes so that if we are going on to the field then they will have suitable footwear.</p>

<p>French</p> <p>Focus is: Writing sentences that involve pets and family nouns.</p> <p>Skills / knowledge to be developed: The children will develop their speaking, listening and writing skills.</p> <p>Applied through: Talk partners and group work. Written sentences in their Jolie Ronde books. Questions and answers and the use of songs.</p>	<p>Music</p> <p>Focus is: Musical notation </p> <p>Skills / knowledge to be developed: This half-term, we will be exploring what 'musical notation' is.</p> <p>Applied through: Knowledge of notation and instrumentation to composition. The children need to become familiar in playing tuned and un-tuned percussion.</p>	<p>PSHE / MindMate</p> <p>Focus is: Relationships and Sex Education (RSE)</p> <p>Skills / knowledge to be developed: Children will recap the names of body parts and safe and unsafe touches. They will learn about the way we grow and change throughout the human lifecycle. They will understand how puberty affects emotions and behaviour and learn strategies for dealing with these changes.</p> <p>Applied through: discussion / circle time / debate / role play / team activities</p>	<p>R.E.</p> <p>Focus: Sikhism</p> <p>Skills / knowledge to be developed: The children will develop their knowledge of the importance of Gurus in Sikhism. They will listen to religious stories to aid their understanding.</p> <p>Applied through: Class discussions / partner talk and independent work.</p>
<p>How can I help / information for helping</p> <p>Ask the children what they have been learning in French. Encourage the use of discussion and ask children to verbally recall key vocabulary.</p>	<p>How can I help / information for helping</p> <p>Discuss different musical instruments and elements such as pitch and volume and how they affect the listener. Identify different instruments played in songs. Discuss how music can connect us with our past. Discuss the different types of percussion instruments and what the difference is between tuned and untuned.</p>	<p>How can I help / information for helping</p> <p>Have an open discussion with your child about what they think puberty is.</p> <p>Help your children to understand puberty and hygiene in an age-appropriate way.</p>	<p>How can I help / information for helping</p> <p>Allow children to research what a Guru is in Sikhism. Why are they important to Sikhs?</p>

<p>Homework</p> <p>Ongoing Homework</p> <ul style="list-style-type: none"> Reading: a minimum of 15 minutes reading every night (logged by the children and noted in their reading record). In their homework diaries the children are to log Red words (words they don't know), Amber words (words they have heard before but are unsure of) and Green words (words they know and can use). KIRF target: Times Tables: TT rockstars Spellings: learn their spelling list given. The spelling sheet has spelling support strategies on it. <i>Please see the class teacher if your child has not received a sheet.</i> If you could spend a little time each week practising these with your child, it would be greatly appreciated. <p>Please continue to log children's progress with these activities – children earn house points for each part that is fully completed.</p>	<p>Any Other Information / Dates for the Diary</p> <p>Monday 6th May- May Bank holiday Friday 24th May- Last day of half term Friday 21st June- Sports day Tuesday 25th June – School Trip to Temple Newsam Wednesday 12th July – KS2 Sports and Celebration Assembly</p> <p>Please ensure that your child has a water bottle in school every day. They must remember to take it home every evening to wash the bottle and bring it in to school already full. This will ensure that the bottles are kept clean and germ-free for the children's use each day.</p> <p>To keep our children safe, please can we politely ask that they refrain from using the school field and climbing equipment after school and please leave the grounds as quickly as possible.</p>
---	---

<p><u>Maths / English Homework</u></p> <p>One piece of Maths homework and one piece of English homework will be sent home each week. Homework is given out on a Thursday to be returned the following Tuesday.</p> <p>Please encourage your children to discuss their homework at home in order to help them develop their explanation and reasoning skills.</p> <p>Children will be set an optional Learning Log activity once during every half term. This will be related to the Enriched Curriculum. On weeks when this is set, it will replace Maths or English homework.</p>	
---	--

Thank you, as always, for your continuous help and support. If you have any queries, please do not hesitate to contact the office who will pass these onto me.
I look forward to watching Class 4 learn and develop across this half-term.

Miss Braim and Mrs Legault