

## Year 6, Term 1

### Observational drawing - cultural objects from around the world

To explore drawing techniques from observation (from objects and photographs)

### Art/Artists

Traditional African masks

Vincent Van Gogh

Pablo Picasso

Henry Moore

### Skills

Observational drawing

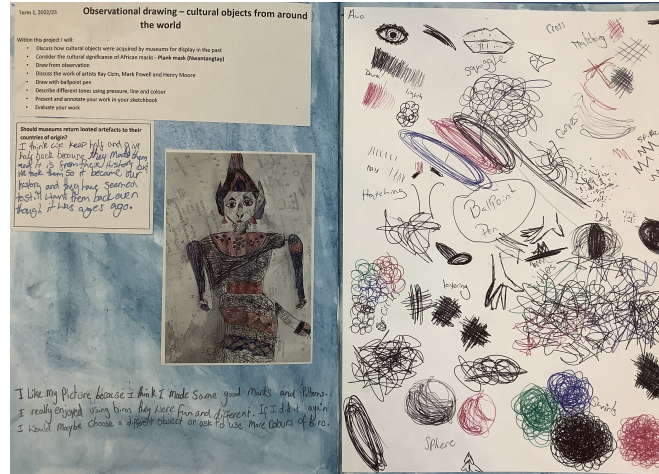
Exploring media

Tone

Colour

Line

Mark-making



### Media

Ball point pen/pen and ink/  
Chalk pastels

### Curriculum links

Geography

### Sketchbooks

Presentation of work  
Evaluation.

### Vocabulary

Ballpoint pen (biro)

Dip pen and ink

Chalk pastels

Mark-making

Hatching/cross hatching

Tone

Highlights/shadows

Form

Large/small scale

Contrast



## Year 6, Term 4

### The human figure in motion

Design and make a sculpture that portrays a dynamic moving figure.

### Artists

Alberto Giacometti

Niki De Saint Phalle

Elisabeth Frink

### Skills

Explore proportions of the human figure.

Drawing from movement.

Sketch and annotate a design.

Make an armature.

Manipulate materials.

### Media



Wire

Wood

Tape

Aluminium foil

Modroc



### Sketchbooks

Presentation of work

Evaluation.

### Curriculum links

N/A

### Vocabulary

Sculptor/sculpture

Portray

Armature

Modroc

Form

Dynamic

Movement

Proportions

Manipulate

## Year 6, Term 5

### Relief printing

Explore relief printing using more than one colour.

### Artists

Suzie MacKenzie

Georgia O'Keefe

### Skills

Draw from observation using line and tone in pencil.

Tracing

Design and make a collagraph plate (relief printing).

Experience printing with a printing press.

Print using 2 colours of printing ink.

Print with a third colour.

### Media

Pencil

Relief printing - ink



### Sketchbooks

Presentation of work  
Evaluation.

### Curriculum links

Topic – evolution

### Vocabulary

Relief print

Collagraph

Recessed/non-recessed

Printing block

Pressure

Still-life

Natural forms

Observational drawing