Year 6 – Term 2 Information and Key Learning

We hope you have had a wonderful half term and are excited to be back in school. We have another busy and exciting term ahead of us in the lead up to Christmas. This document is to explain some of the new things the children will be learning and how you can continue to support them at home.

Our learning this term

This term, our topic in Year 6 will be World War 2. We will be finding out about the causes of the war and how this impacted upon everyday life. We would love to hear any family stories that you could pass on to your child to share with the class related to this topic. The children will also explore the local implications of WW2 on the surrounding areas. If your child is looking for chapter books to read that are based on WW2, please see an extensive list here: https://www.booksfortopics.com/booklists/topics/history/world-war-ii/

In English, we will be writing short narratives from the perspective of an evacuee. In addition to this, we will also be writing persuasive letters centred around the book 'The Spider and the Fly'. In Mathematics, the children will be recapping their learning on factors and multiples. We will also be exploring fractions, decimals and percentages and applying the four operations when working with them.

We will be exploring light in Science this term and carrying out investigations to see how light travels in straight lines and how this affects the shape of shadows. Furthermore, the children will learn that we see things because light travels from light sources to our eyes or from light sources to objects and then to our eyes.

During DT sessions, we will be designing and making scaled chair structures for Action Man, taking inspiration from a diverse range of architects and designers such as Ray Eames who was a female designer in the 1940's and 1950's.

Throughout the term the children will be applying their music skills to create a class band, performing Christmas hits. During PE our focus will be basketball and orienteering. The children will continue to develop and build upon their teamwork, invasion games as well as navigational and map skills. Our Jigsaw topic this term is 'Celebrating Difference' which includes: accepting that everyone is different, including others when working and playing, knowing how to help if someone is being bullied, trying to solve problems and use kind words as well as knowing

Key Information

- PE days – Monday and Wednesday. Please ensure your child is wearing kit suitable for outside both days.
- Please could they have wellies in school daily (as well as for orienteering), as we will be using the whole site as well as waterproof trousers to access OPAL Play.
- Children are encouraged to read daily and should get this signed in order to count towards our new 'Read across the world' challenge.
- Home learning will be set on a Friday and we ask for it to be completed ready to be marked by the following Friday.
- Spellings will continue to be set on a Monday and tested on a Friday.
- Walk-in Wednesday for parents and carers – 25th November
- Date TBC: walking trip to Bishopsbourne Station.
- Please continue to use Times Table Rockstars and Spelling shed – If you need you log in to either, please ask.





English Key Learning Facts

Key aim: To read and spell Year 5 & 6 common exception words

Below is a list of the key words children should be able to spell by the end of Year 6.

equip(-ped, -ment)	familiar	harass	interrupt	muscle	opportunity
especially	foreign	hindrance	language	necessary	parliament
exaggerate	forty	identity	leisure	neighbour	persuade
excellent	frequently	immediate(-ly)	lightning	nuisance	physical
existence	government	individual	marvellous	occupy	prejudice
explanation	guarantee	interfere	mischievous	occur	privilege

Spelling Shed

Along with the above common exception words this term, the children will also be set a list of words with a spelling rule each week from Spelling Shed. These words will be set each week on Spelling Shed for the children to practise at home. Remember just 5 minutes' practice a day goes a long way!

Mathematics Key Learning Facts

Key aim: To add, subtract, multiply and divide fractions

By the end of the term we will have covered the following:

Addition and subtraction	Multiplication and division
Before you can add or subtract fractions with different denominators, you must first find equivalent fractions with the same denominator, like this: 1. Find the smallest multiple (Lowest Common Multiple of both numbers). 2. Complete the number sentence. 3. Rewrite the fractions as equivalent fractions with the LCM as the denominator.	<u>Multiplication</u> 1. Simplify the fractions if not in lowest terms. 2. Multiply the numerators of the fractions to get the new numerator. 3. Multiply the denominators of the fractions to get the new denominator. <u>Division</u> 1. Turn the second fraction (the one you want to divide by) upside down (this is now a <u>reciprocal</u>). 2. <u>Multiply</u> the first fraction by that reciprocal 3. <u>Simplify</u> the fraction (if needed)

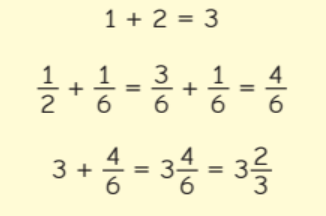

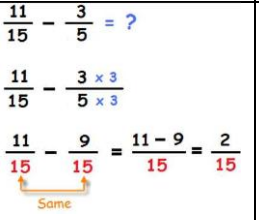

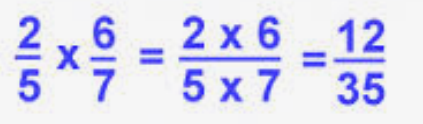

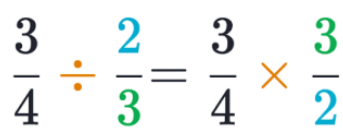

Use the examples above to help you practise your calculations at home. Here are some ideas for what you can do: ask a parent to set you some questions and complete them against a timer; explain the method to someone; write a clear set of instructions or even become the teacher and give your parents some questions to answer?

Thank you for your continued support.