

Year 6 – Term 3 Information and Key Learning

Welcome Back!

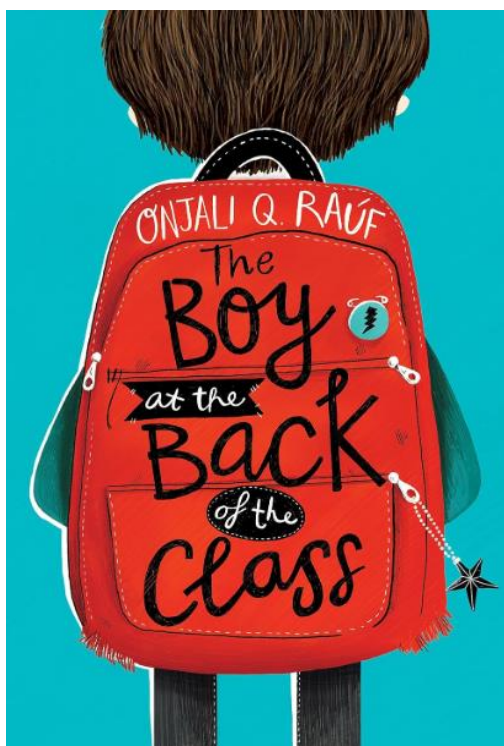
Happy New Year and welcome back! We would like to take this opportunity to thank you for your very kind gifts and hope you have all had an enjoyable and restful break, however you were celebrating. This newsletter will cover all of the key learning taking place in Term 3 and any key events and information you need to know about.

Our learning this term

Our overarching theme for this term is what it means to live in modern Britain. To link with our topic, the children will be using ideas from the text 'Coming to England' by Floella Benjamin and 'Boy at the Back of the class' by Onjali Rauf to inspire poetry about refugees from around the world who have come to Britain for various reasons. We will start by looking at the life and work of Floella Benjamin – a member of the Windrush generation who went on to have a huge impact on British culture. The children will then deepen their understanding of how the society in modern Britain has come about by exploring Windrush and other cultures that have come to Britain, with links to the World Wars and the subsequent impact on the UK, culminating in exploring the current refugees who require sanctuary in Britain.

In maths, the children will be developing their understanding of ratio and proportion, as well as the fundamental principles of algebra. The children will also be calculating and reasoning with decimals, building on their existing fractions knowledge.

Our science topic for the term is Animals Including Humans, in which the children will explore the components of blood and their functions as well as the role of the heart and the circulatory system. Our art sessions with the children will focus on the human figure in motion and the children will be making sculptures of these. Throughout the term the children will be learning instruments and lyrics to perform to parents in our annual 'Battle of the Bands'. Our PE sessions will focus on basketball on a Monday and multi-skills on a Wednesday.



Key Information

- PE days will now be on a **Monday** and **Wednesday**. Please ensure your child has suitable kit as both sessions are outdoors.
- Please do encourage your children to read on a daily basis and get their reading record signed by an adult in order for them to earn points for their class towards the inter-school reading competition
- Our trip to watch the play 'We Will Rock You' in Canterbury will take place on 1st April – more details to follow on Arbormail in due course.
- Battle of the Bands music parent performance – Thursday 12th February 2.30pm in the hall.
- Parent consultations – Monday 2nd February (Poplar) / Tuesday 3rd February (Sycamore) and Wednesday 4th February (evening consultations).

English Key Learning Facts

Key aim: To read and spell Year 5 & 6 common exception words

Below is a list of the key words children should be able to spell by the end of Year 6.

profession	programme	pronunciation	queue	recognise	recommend	relevant
restaurant	rhyme	rhythm	sacrifice	secretary	shoulder	signature
sincere(ly)	soldier	stomach	sufficient	suggest	symbol	system
temperature	thorough	twelfth	variety	vegetable	vehicle	yacht


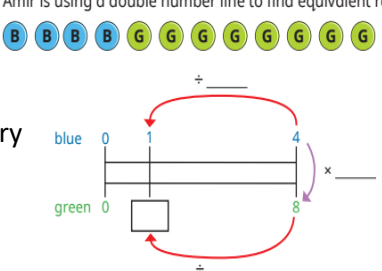
Spelling Shed

Along with the above common exception words this term, the children will also be set a list of words with a spelling rule each week from Spelling Shed. These words will be set each week on Spelling Shed for the children to practise at home. Remember just 5 minutes' practice a day goes a long way!

Mathematics Key Learning Facts

Key aim: To multiply and divide decimals

By the end of the term, we will have covered decimals. The strategies we use to teach this in class are listed below (along with some top tips). To support the fluency of the pupils calculations we would encourage them to practise these skills at home, this could be through being set questions, setting questions for a parent or even writing out their own personal top tips and methods for working out the problems.

Multiplying Decimals	Dividing Decimals
<ul style="list-style-type: none"> Line digits up accurately Multiply the tenths by the integer remembering to include the decimal point Multiply the wholes together and line the digits up accurately remembering 0 tenths as a place holder Add the digits together to find the answer $ \begin{array}{r} 6 \quad . \quad 5 \\ \times \quad 3 \\ \hline 1 \quad 5 \\ 1 \quad 8 \quad . \quad 0 \\ \hline 1 \quad 9 \quad . \quad 5 \end{array} $	<ul style="list-style-type: none"> Apply the same method as short division when dividing decimals by integers $ \begin{array}{r} 1 \quad 4 \quad . \quad 3 \quad 6 \\ 3 \overline{) 4 \quad 3 \quad . \quad 0 \quad 8} \end{array} $ <ul style="list-style-type: none"> When the integer doesn't go in exactly, add on zero tenths etc to help you continue exchanging $ \begin{array}{r} 0 \quad . \quad 2 \quad 5 \\ 8 \overline{) 2 \quad . \quad 0 \quad 4 \quad 0} \end{array} $
Algebra	Ratio
<p>Children understand that for each number they put into a function machine, there is an output. They should also be taught to "work backwards" to find the input given the output.</p> 	<p>Ratio represents a multiplicative relationship between two amounts. "For every 2 blue counters, there are 3 red counters."</p> <p>Amir is using a double number line to find equivalent ratios.</p> 

Thank you for your continued support.

