



Year 2 Suggested Home Activities



Week Beginning 29.6.2020

Dear Team
You're All
Amazing
Keep up the
Great work!

We hope that you are all keeping well and have enjoyed the sunny and hot weather we had last week. Thank you for continuing to share your lovely work with us. You really are an industrious and creative bunch, keep up the great work! Please don't forget to check out the variety of Tennis, Dance and Music challenges from our specialist teaching staff being uploaded to the school website on a weekly basis along with the video we have recorded on the school website.

Physical and emotional well being

Exercise

This week the children are the PE teachers! We would like them to write a list numbered 1 to 6 and assign a physical task to each number. We would suggest discussing possibilities that will work in the space you have with the equipment you have available (rolled up socks, a ball, a hoop, a skipping rope) and then leaving them to be as independent as possible with the list. Then (apologies in advance) you take it in turns to roll the dice and instruct someone else to perform the exercise on the list. You could extend this to 12 exercises and throw 2 dice.



WE HAVE SOME
EXCITING
NEWS!

Virtual Sports Week

We know that many of you were looking forward to Sport's Day and next week is our Virtual Sports Week created by Miss Smith and Mrs Dennett. There are lots of different activities for you to complete and, if you would like to, you can write your score for each activity on the sheet provided. We have attached the activity and score sheet at the bottom of this newsletter and if you go onto the school website there will be a video showing you how to do each activity. This is the link for the video <https://bridge.kent.sch.uk/school-life/coronavirus-covid-19/pupil-work>. You can email your score sheet to Mrs Dennett or Miss Smith. Good luck and most importantly have lots of fun!

Well Being



Well-Being Bingo

In these strange times, it is important to look after yourself and do things that you enjoy. How many of these can you tick off each day/week?

You could play with a friend when you Face time/Zoom or catch up with them (at a social distance of course!) and see who has ticked off the most.

Suggested English Activities

Individual Reading

As always reading and discussing their book is the activity that we would want all children to prioritise. There are year group pages on the Oxford Owl reading website: www.oxfordowl.co.uk which has a series of eBooks for the children to read. The login details are:

Login: bridge2





Password: abcd

For extra books to read the website Myon.co.uk has opened up their access to all the children in the United Kingdom to access books. By following the link below children can access a range of books from different genres.

The MORE
that you read,
the MORE things
you will know.
The MORE that you
LEARN,
the MORE places you'll go.



How many of our reading challenge have you completed so far? There are 6 different activities for you to complete, you may only do 1 or you may decide to do more. Happy reading!

<p>Find a recipe, read it aloud and then help cook the dish with your family!</p> 	<p>Listen to an audiobook</p> 	<p>Create a reading fort in the living room and snuggle up inside with a good book.</p> 
<p>Explore your home library and choose a book you haven't read yet, but are excited to start!</p>	<p>Read a book of jokes and then try a few out on your friends or family.</p> 	<p>Find a word you don't know from your book and look it up in the dictionary</p>

We will be setting you a new reading challenge next week.

Spelling

Use the *Spelling Shed* login (<https://www.spellingshed.com/en-gb>) to learn this week's spellings. There are lots of fun games to play and points that you can earn to jazz up your avatar as well as the leagues. This week we are continuing our work on spelling homophones. A homophone is when a word is pronounced the same but has a different meaning for example blue and blew or site and sight.

The list of common exception words that the children should be able to spell at the end of the year are on the parents section of the school website: (<https://bridge.kent.sch.uk/parents/supporting-learning-at-home/spellings>).

Here is an extra spelling activity for you to try as well:

Scrambled Words

Fold a piece of paper three times length-wise (making three long rectangular columns). Write your words in the first column.

Then write them again with the letters all mixed up (scrambled) in the second column.

Put your words aside. Come back later to unscramble your words. Write the unscrambled words in the third column.

Can you practise spelling these words using the game opposite?

drier

driest

measure

watch

towards

money

sugar

replies

calm

Writing

We hope you have enjoyed beginning to create your booklet or leaflet all about puffins. This week we are going to be finishing these. How many of you have spotted a puffin on the island of Burhou? If you haven't had a chance to look or haven't seen a puffin yet maybe put aside a little bit of time to look at the live webcam. Happy puffin spotting!

<http://www.teachingthroughnature.co.uk/>

Last week we asked you to find out the answers to these questions:

- Where do puffins live?
- What do puffins like to eat?
- When and where do puffins have their chicks?

This week we are going to be finding out the answer to these questions:

- Where does a puffin go during the winter?
- How many different types of puffin are there around the world? Can you find out some facts about them?
- What are the biggest threats to puffins?
- Interesting puffin facts – we would like you to include some interesting facts you have found out about puffins during all research.



Your first challenge is to spend some time reading the fact files attached to the bottom of this newsletter and exploring the websites we have suggested below. You may like to underline key information or write down any notes under different headings as you did last week. This may take you one or two days. You could do this by drawing a puffin in the middle of a piece of paper and then writing notes around the outside.

<https://www.rspb.org.uk/birds-and-wildlife/wildlife-guides/bird-a-z/puffin/>

<http://www.teachingthroughnature.co.uk/webcams/the-puffins-of-burhou/>

<https://www.natgeokids.com/uk/discover/animals/birds/puffin-facts/>

<https://findingnature.co.uk/12-interesting-puffin-facts/>

<https://www.kidzone.ws/animals/birds/puffin.htm>

<http://puffinpalooza.com/category/types-of-puffins/>

Once you have found out as much information as you can you now need to decide if you would like to create a leaflet or a mini booklet?

This week we would like you to write about these headings:

- Where does a puffin go during the winter?
- How many different types of puffin are there around the world? Can you find out some facts about them? What do they look like?
- What are the biggest threats to puffins?
- Interesting puffin facts – we would like you to include some interesting facts you have found out about puffins during all research.

For each of these you could write a short piece of writing and then draw a picture to match what you have written about.

You have now completed your booklet or leaflet all about puffins. We would love to see some of these so please email us your amazing work.

Here is a word bank to help you with the spelling of some key words:

Atlantic Puffin	clown	Herring Gull
sea	beak	plastic
feathers	fishing	orange
raft	Atlantic Ocean	Arctic Ocean

Suggested Maths Activities

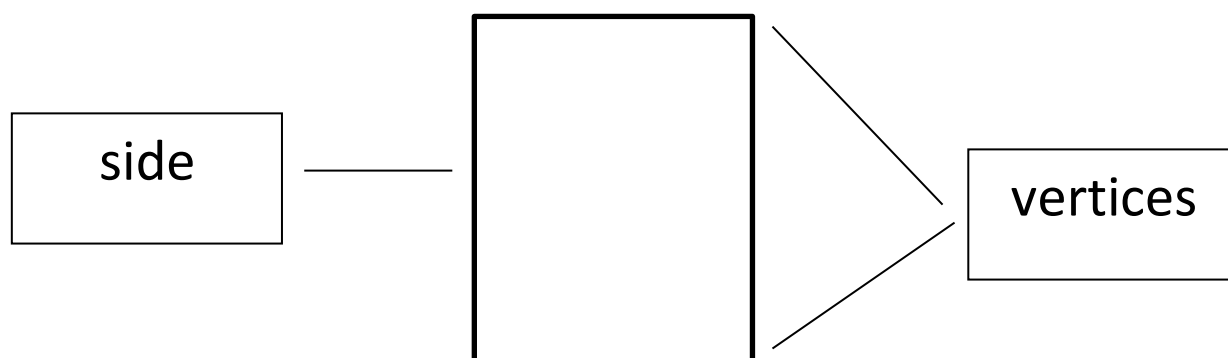
Maths

This week we have moved on to **Summer Term Week 8**. We will be revisiting our work on 2D and 3D shapes focusing on their properties and using your knowledge to sort different shapes. At the end of the week you will be using 2D and 3D shapes to make patterns. Remember you need to begin by watching the video on the White Rose website and you then need to go onto the school website to download the worksheets. The links for each are below:

Videos: <https://whiterosemaths.com/homelearning/year-2/>

Worksheets: <https://www.bridge.kent.sch.uk/pupils/classes/year-2>

Here are the key properties to remember when looking at 2D shapes:

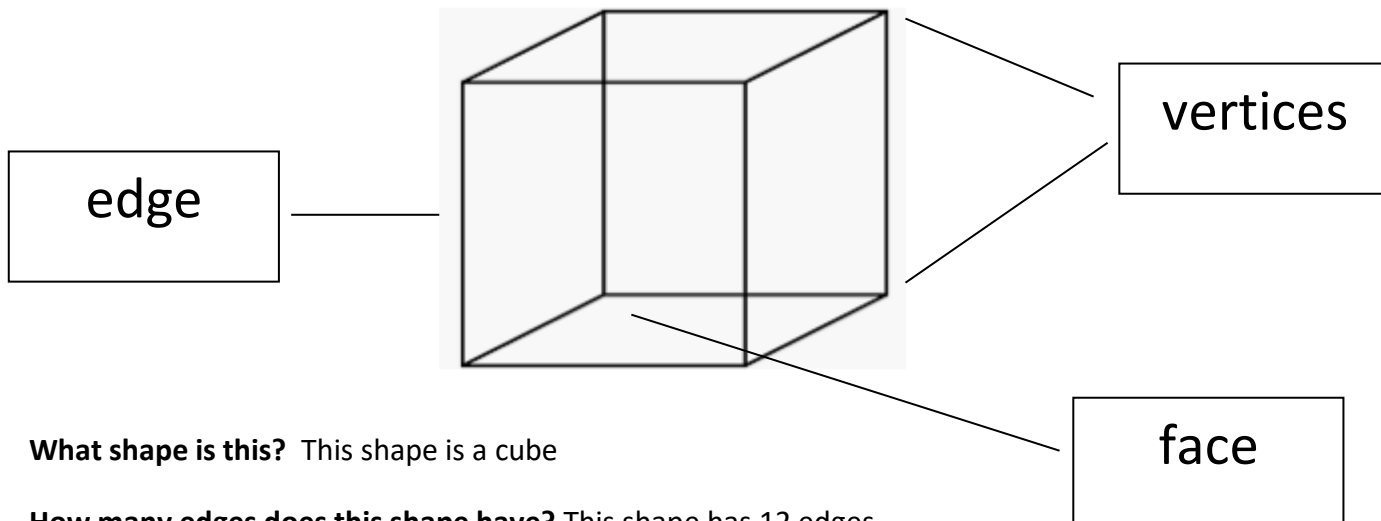


What shape is this? This shape is a rectangle

How many sides does this shape have? This shape has 4 sides

How many vertices does this shape have? This shape has 4 vertices

Here are the key properties to remember when looking at 2D shapes:



What shape is this? This shape is a cube

How many edges does this shape have? This shape has 12 edges

How many vertices does this shape have? This shape has 8 vertices

How many faces does this shape have? This shape has 6 faces which are square shaped

You may like to have a go at these challenges:

- Follow the link below to solve a problem about sharing out ice lollies with friends. You will need to use your knowledge on division to help you.
<https://nrich.maths.org/2360>
- In the challenge below you need to find many different ways to make a total of 12 using a different number of cards

Number Card Totals Challenge



Choose 3 cards with a total of 12. This can be done in 10 different ways. See if you can record all 10 ways.

Choose 4 cards with a total of 12. How many different ways can this be done?

Choose 5 cards with a total of 12. How many different ways can this be done?

Multiplication and Division

Well done to all of you who have been enjoying Times Table Rock stars. We can see that you have been working hard and hopefully you will have noticed that you recall time is improving each time. If not, set yourself a challenge to get quicker each time.

<https://play.trockstars.com/ttrs/dashboard>



For something different why not try the hit the button game by clicking on the link below:

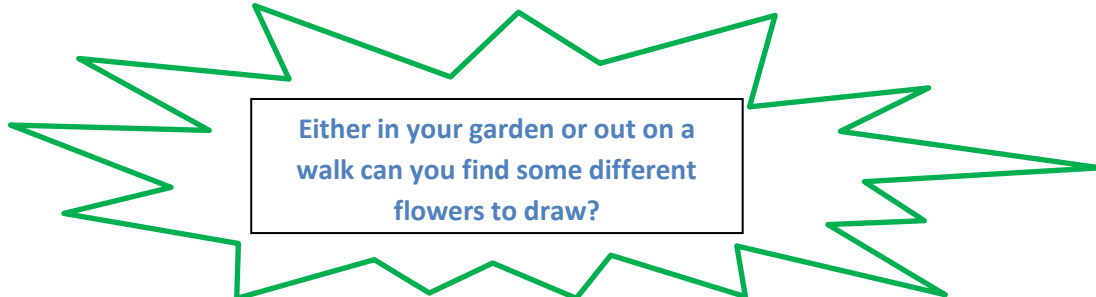
<https://www.topmarks.co.uk/maths-games/hit-the-button>

Something Different - 30 Days Wild Challenge

This is our last week of setting you a wild challenge, we hope you have been enjoying these and are sure many of you have been doing many more at home. Mrs Dennett planted some cornflowers in her garden and has last week had lots of Hoover Flies visiting them.



This week your challenge is:



Puffin Art

You may like to create a picture or a painting of a puffin. First you will need to draw an outline of your picture using a pencil here are some pictures to help you to get started.



Next, begin by painting or colouring in the background. If you are painting you may want to leave it to dry before you continue with the rest of your picture.

Now you are ready to colour or paint your puffin remember to look carefully at the patterns on a puffin's beak, where the feathers change from black to white and the shape of their eye.

Project Time

Shang Dynasty

We hope you enjoyed beginning to find out about the Shang Dynasty, this week we are continuing with this topic.

This week we would like to watch the third video on The National Oak Academy website and complete the activities within this video.

<https://classroom.thenational.academy/lessons/what-was-life-like-for-people-in-the-shang-dynasty>

You may then like to do some of your own research.

Week 3: This week you are going to be finding out about what life was like within the Shang Dynasty. This will include finding out about the jobs they had, the food they ate and the different jobs they had.

This website may help you in finding more about the jobs they had:

<https://www.bbc.co.uk/bitesize/topics/z39j2hv/articles/zx8dcj6>



Contact Details

gemma.dennett@bridge.kent.sch.uk

rachel.franks@bridge.kent.sch.uk

Thank you for all of your support and kind emails. We imagine it must be challenging to support your children with their learning at home, and we would like to extend our thanks to you for all the support you are giving your children in their learning and play; so many creative activities have taken place – you have done an amazing job. If your child would like to arrange a Zoom call with us please get in touch.

Kind regards,

Mrs Dennett and Mrs Franks

Atlantic Puffin

Fratercula arctica



Dubbed "sea parrots" as well as "clowns of the sea," Atlantic puffins sport large, brightly-colored beaks on their substantially-sized heads. Crisp black and white markings on their plumage, as well as superior diving capabilities, have led people to compare the northern seabirds to penguins. However, Atlantic puffins are actually not related to penguins at all. They are in fact small seabirds (about 25 cm, or 10 in., long) that belong to the Alcidae (auk) family.

For most of the year, Atlantic puffins live on the open ocean, with a range spanning from the eastern coast of Canada and the northern United States to the western coast of Europe and northern Russia. 60% of the world's puffins live near Iceland.

Puffins are specially adapted to living on the open sea. Waterproof feathers allow them stay warm as they float at the ocean's surface or swim underwater. Diving as deep as 60 m (200 ft.), they swim by flapping their wings as if flying through the water and use their feet to steer. There, they hunt herring, hake, capelin, and sand eels. They supplement their meals by drinking saltwater.

Atlantic puffins are also excellent fliers. Flapping their wings at up to 400 beats per minute, puffins can reach speeds of 88 km/h (55mph).

April to mid-August is breeding season for puffins. When a puffin is around 3-5 years old, it will choose a partner at sea to mate with for life.



It is thought that the birds' colorful bills and feet, which fade in the winter and brighten in the spring, help puffins assess potential mates.

Once on land, the pairs of puffins reunite within the colony. Some pairs exhibit a special behavior known as "billing" where the two birds rub their beaks together. This often draws an excited crowd of other puffins to watch.

Puffins create burrows, about 90 cm (3 ft.), in rocky cliffs either in the soil or between rocks. Often, couples will return to the same burrow year after year. At the back of the burrow, they build a nest lined with grasses, seaweed, and

feathers. After the female lays a single egg, both parents take turn incubating the egg for about 40 days.

Once the chick hatches, the mother and father will take turns bringing it fish to eat several times a day. Atlantic puffins have the ability to carry several fish in their beaks at one time. They push the fish to the back of their mouth with their tongue, where ridges at the top of their bill secure the fish in place. This allows puffins to keep their mouth open to catch more fish without losing any in the process. In general, they can hold around 10 fish in their beak at once.

The chick stays in the burrow until it is able to fly. The young puffin uses a toilet area towards the front of the burrow away from the nest to stay clean. It cannot risk getting its feathers soiled and ruining the waterproof

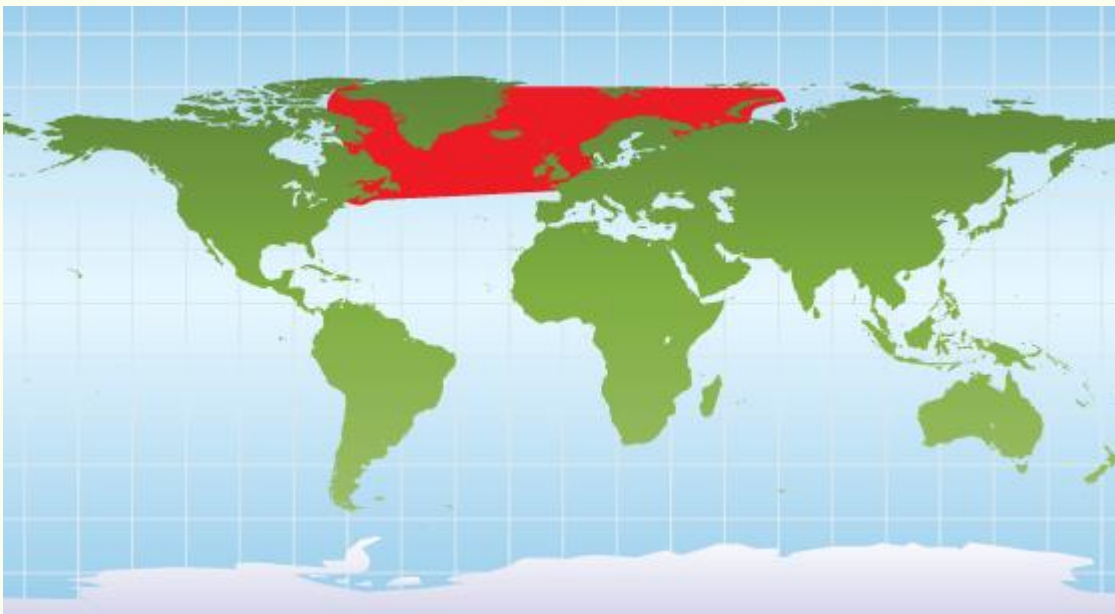
protection they provide. After 45 days, the chick leaves the burrow and spends 3-5 years at sea learning about feeding places and choosing a mate.

In the wild, puffins can live around 20 years. Their main predator is the great black-backed gull, which can capture a puffin mid-flight or swoop in on a puffin on the ground. Herring gulls are also a threat because they steal puffins' fish (sometimes right from their mouths), and they pull puffin chicks or eggs from their nests.

Conservation Status

With 6 million alive today, Atlantic puffins are not considered endangered. But some populations have been drastically reduced. Puffin colonies are threatened by overfishing, which causes a shortage of food for adults to feed their young. Oil spills also pose a danger. Oil not only destroys puffins' waterproofing, it also makes them sick when they clean it off their feathers.

Atlantic Puffin Distribution



For most of the year, Atlantic puffins live on the open ocean, with a range spanning from the eastern coast of Canada and the northern United States to the western coast of Europe and northern Russia. 60% of the world's puffins live near Iceland.

Bridge and Patricbourne School Virtual Sports Day

29th June – 3rd July 2020

Name: _____ Class: _____

Activity	Score
Standing Long jump	
Shuttle Run *	
Target Throwing *	
Speed Bounce *	
Clap and Catch *	
T-Shirts *	
Balancing *	
Feet in water (time in seconds)	
Stairs *	
Bin bag/ pillow case *	

For timed activities*, please use the following timings:

Rec – Year 2 = 30 seconds

Year 3 – 4 = 45 seconds

Year 5 – 6 = 1 minute

HAVE FUN!

Please send your score sheets and photos to

jo.smith@bridge.kent.sch.uk or gemma.dennett@bridge.kent.sch.uk

Virtual Sports Day Instructions

29th June – 3rd July 2020

Activity	Score
Standing Long jump	Use 10 DVDS to measure. Points from 1 – 10. (Cone 1, at starting line, 1 point etc)
Shuttle Run *	Place 2 cones/books/DVDS as marking points, 5 metres apart. Run around markers – 1 lap = 1 point
Target Throwing *	Place 5 DVDS/books in a row, mug at end, ball of scrap paper, how many points.
Speed Bounce *	Towel, roll up, harder make it taller, count the jumps
Clap and Catch *	Ball, throw, clap, catch = 1, extra challenge 2 claps.
T shirts *	Grab a load of t-shirts, how many can you put on?
Balancing *	Place 2 markers 2 metres apart, balance a book/DVD on your head – how many laps?
Feet in water (time in seconds)	Bowl of water, 6 objects, balls, oranges etc. Time how long it takes you to remove them all.
Stairs *	Find a step/stairs, stepping up and down, counting your steps.
Bin Bag/Pillow case *	2 markers, 3 metres apart – how many laps can you jump?

For timed activities*, please use the following timings:

Rec – Year 2 = 30 seconds

Year 3 – 4 = 45 seconds

Year 5 – 6 = 1 minute

<p>Vertical lines for writing.</p>	<p>Empty rectangular box for drawing or illustration.</p>
------------------------------------	---

<p>Empty rectangular box for drawing or illustration.</p>	<p>Vertical lines for writing.</p>
---	------------------------------------

<p>Vertical lines for writing.</p>	
------------------------------------	--