



Year 2 Suggested Home Activities



Week Beginning 6.7.2020

We hope that you are all keeping well and we are looking forward to seeing many of you in school for a short session this week. The details for this are below:

<p>2RF – Monday 6th July 9.15 – 11.15 Surnames A - K</p> <p>1.15 – 3.15 Surnames L - Y</p>
<p>2GD – Tuesday 7th July 9.15 – 11.15 Surnames A - I</p> <p>1.15 – 3.15 Surnames J - W</p>

Please could we ask you return your reading books on this day if you are coming into school, as well as any library books you may still have at home.

Thank you for continuing to share your lovely work with us, we have thoroughly enjoyed looking at your puffin leaflets and can see that you have been finding out lots of amazing facts. We hope you may have even spotted a puffin when looking at the webcams from the island of Burhou. Please don't forget to check out the variety of Tennis, Dance and Music challenges from our specialist teaching staff being uploaded to the school website on a weekly basis along with our weekly Vlog.

A big well done to everyone who completed our virtual sports week, we hope you all had lots of fun completing the activities.

Physical and emotional well being

Exercise

If you are looking for something different this week you may like to try Go Noodle. Go Noodle is lots of different songs with dance moves for you to copy you may even find that a dance routine has been made to your favourite song. Go Noodle can be found by following this link:

<https://www.youtube.com/channel/UC2YBT7HYqCbbvzu3kKZ3wnw>

Or as we know many of you enjoyed our Yoga session earlier in the year with Mrs Saint you may like to re-visit the Cosmic Yoga website.

<https://www.youtube.com/user/CosmicKidsYoga>

Well Being

This week we would like you to think about all your favourite things. What is your favourite colour? What is your favourite food? Attached to the bottom of this newsletter is a game to print out all you need is a dice and some counters. Roll the dice and move your counter along the board, all you need to do is answer the question on the square you land on what about what is your favourite....



Suggested English Activities

Individual Reading

As always reading and discussing their reading is the activity that we would want all children to prioritise. There are year group pages on the Oxford Owl reading website: www.oxfordowl.co.uk which has a series of eBooks for the children to read. The login details are:

Login: bridge2

Password: abcd

For extra books to read the website Myon.co.uk has opened up their access to all the children in the United Kingdom to access books. By following the link below children can access a range of books from different genres.

<https://readon.myon.co.uk/index.html>

Well done to everyone who has completed some of the activities on our reading challenge. For the next few weeks we have created some new challenges for you:

Read a non-fiction book	Write your own book based on a book you have read	Read a book in your pyjamas
Read a book recommended by a friend	Read a comic or a magazine	Read a book that someone in your family read when they were young

Spelling

Use the *Spelling Shed* login (<https://www.spellingshed.com/en-gb>) to learn this week's spellings. There are lots of fun games to play and points that you can earn to jazz up your avatar as well as the leagues. This week we are focusing on spelling words ending with **-tion** for example information and action.

The list of common exception words that the children should be able to spell at the end of the year are on the parents section of the school website: (<https://bridge.kent.sch.uk/parents/supporting-learning-at-home/spellings>).

Here is an extra spelling activity for you to try as well:

Spelling Flower

Draw a big flower on a piece of paper with lots of petals. Write a word on each petal, choose one from the list opposite.



Can you practise spelling these words using the game opposite?

badge
beautiful
keep
tunnel
pencil
people
knock
chimney


Writing

This week we are going to be looking at a story some of you may already know called the Elves and the Shoemaker. We will be focusing on three Elves from the story called Clary, Pepper and Jas.

First of all we would like you to listen or read the story of the Elves and the Shoemaker (you will find this at the end of the newsletter).

You can listen to an audio version of the story here:

<https://soundcloud.com/talkforwriting/elves/s-ySTFOVAVMmH>



Once you have listened or read the story can you answer these questions, you could either talk to someone or you could write your thoughts down:

What kind of person was the shoemaker?

Can you describe the elves?

Why was the shoemaker poor?

After his supper of bread and jam the shoemaker went to his workshop. What words did you hear or read that suggest he was sad?

After the elves had finished helping the shoemaker who else do you think they helped?

We would like you to imagine you are one of the elves and you have received a postcard from Mr and Mrs Cobbler. Can you write a postcard back to them telling them all about what you have been doing?

Here are some questions to help get you started:

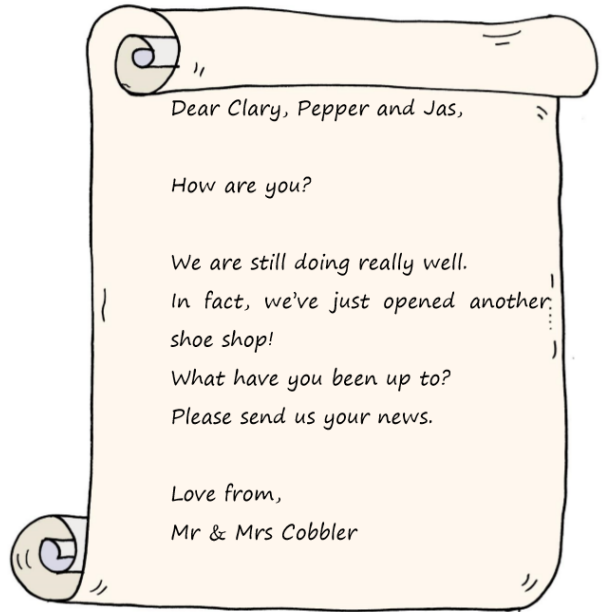
Have you helped anyone else?

What did you have to do?

Why did they need your help?

Once you have written your postcard you could draw a picture on the back showing what the three elves have been doing.

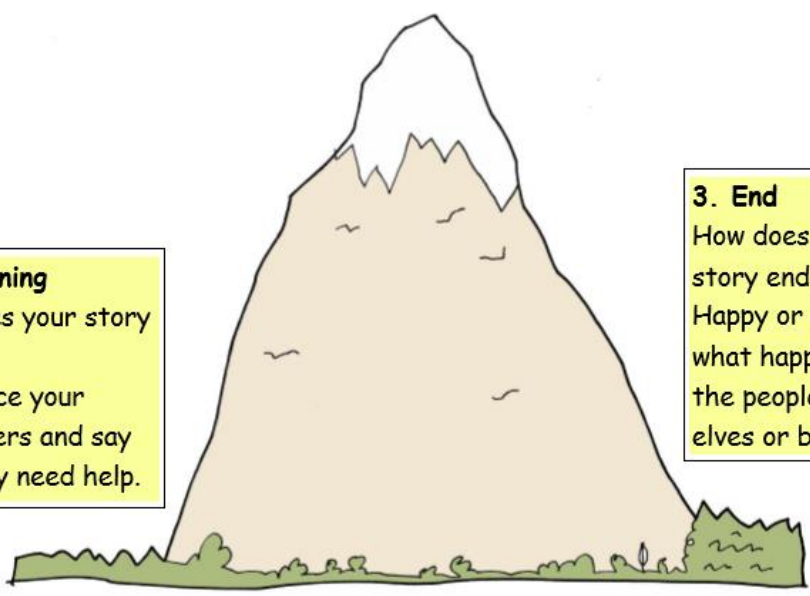
As an extra challenge you may like to write your own story about Elves that help people. You could have Cookie and Biscuit who help in a bakery or Jolly and Merry who help Father Christmas. You may like to use the story mountain below to help you plan your story.



2. Middle
Introduce the elves and say how they help the people

1. Beginning
How does your story start?
Introduce your characters and say why they need help.

3. End
How does your story end?
Happy or sad? Say what happens to the people or the elves or both.



Something Different – Science

Linked to our work on the story of the Elves and the Shoemaker, the elves have been set the task of designing a waterproof umbrella. Using your knowledge of materials can you find the best material that you have at home to make the umbrella, remember the umbrella needs to be **waterproof and strong**. You could use the table opposite to help you and to keep a record of which materials were strong and which were waterproof.

★ Can you find these items and test them to see if they are strong and waterproof? Put a cross (X) or a tick (✓) in the boxes (☐).

Material	Strong and waterproof?	
1. Kitchen roll	<input type="checkbox"/>	<input type="checkbox"/>
2. Plastic bag	<input type="checkbox"/>	<input type="checkbox"/>
3. Foil	<input type="checkbox"/>	<input type="checkbox"/>
4. Paper bag	<input type="checkbox"/>	<input type="checkbox"/>
5. You choose	<input type="checkbox"/>	<input type="checkbox"/>

★ Which is the strongest and most waterproof?

Suggested Maths Activities

Maths

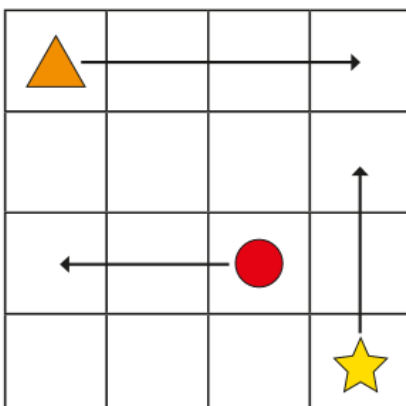
This week we have moved on to **Summer Term Week 9** but please click on the link to an alternative lesson as we have already covered length at the start of lockdown. This week we will be learning about movement and turns. Remember you need to begin by watching the video on the White Rose website and you then need to go onto the school website to download the worksheets. The links for each are below:

Videos: <https://whiterosemaths.com/homelearning/year-2/>

Worksheets: <https://www.bridge.kent.sch.uk/pupils/classes/year-2>

You are going to be learning lots of different words such as **right, left, up, down, backwards, forwards, half turn and quarter turn**.

As a warm up you may like to play a quick game with someone at home, ask them to give you instructions to follow such as move forwards, step left, step right, etc. You could then swap roles and you could give someone instructions to follow.



Looking at the grid how would you describe the way the triangle is moving?

The triangle is moving right.

Looking at the grid how would you describe the way the circle is moving?

The triangle is moving left.

Looking at the grid how would you describe the way the star is moving?

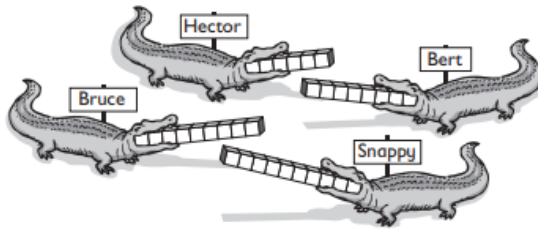
The triangle is moving up.

Our top tip would be to read the instructions and look at the pictures carefully to identify the movement or turn being made.

Maths – Extra Challenges

What's the Problem?

Each crocodile has been given a stick of 12 cubes of food.



Each seal has been given a stick of 10 cubes of food.



What fraction of their stick has each crocodile and seal already eaten?

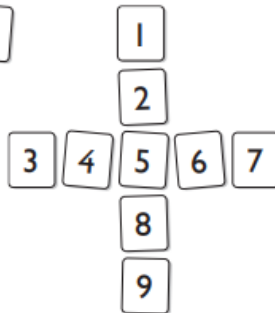
Let's Investigate



Arrange all the digits 1 to 9 so that both lines of five numbers add up to the same total.

Here is one way.

How many different ways can you do this?



The Puzzler

Write either a 4 or a 5 in the empty boxes to complete each number sentence.

$$\square + \square = 9$$

$$2\square + 2\square = \square 0$$

$$1\square + 9 = 2\square$$

$$\square 2 + \square 1 = 93$$

$$2\square + \square 2 = 67$$

$$\square 3 + \square 2 = 8\square$$

Multiplication and Division



Well done to all of you who have been enjoying Times Table Rock stars. We can see that you have been working hard and hopefully you will have noticed that you recall time is improving each time. If not, set yourself a challenge to get quicker each time.

<https://play.ttrockstars.com/ttrs/dashboard>

For something different why not try the hit the button game by clicking on the link below:

- <https://www.topmarks.co.uk/maths-games/hit-the-button>

Something Different – Take One Challenge

Mrs Dennett has created different challenges all related to plastic, you may like to have a go at one of these activities.

<p>Geography</p> <p>Plastic is having a big impact on the world's oceans and it is affecting the marine wildlife that live in these oceans.</p> <p>Can you find out the names and where these oceans are located around the world? Maybe you could draw a world map and add labels.</p> <p>Can you find out about all the different types of amazing animals that live in the oceans? You could then choose 3 or 4 of the animals you have found out about and could then create a fact file.</p> <p>How is plastic having an effect on the world's oceans? Using what you have found out can you create a presentation explaining the effects plastic is having on our oceans maybe you could record a presentation or create a Power Point.</p> <p>https://www.natgeokids.com/uk/kids-club/cool-kids/general-kids-club/plastic-in-the-ocean/</p>	<p>History</p> <p>When was plastic first used? How has the use of plastic changed over time?</p> <p>Who first invented plastic?</p> <p>https://kids.kiddle.co/Plastic</p> <p>https://kids.britannica.com/students/article/Leo-Hendrik-Baekeland/316847</p>	<p>Computing</p> <p>Do you know what materials you can recycle? Could you make a poster to encourage others? If you had a pile of material put in front of you, would you know what would go in what bin? Use Purplemash to explore recycling and design your very own poster. Don't forget to save your work so you can share it with your teacher. Login to Purplemash and type 'plastic' in the search bar to find the resources.</p> <p>https://www.purplemash.com/sch/bridee.patrick</p>	
<p>Science</p> <p>Using objects you have around your home or in your garden can you sort these according to what they are made out of. How many objects in your house are made out of plastic? Can you think of properties to describe the different materials you have found?</p> <p>How is plastic made? Use these video to find out how a plastic bottle is made.</p> <p>https://www.funkidslive.com/learn/howitmade/plastic</p>	<p>Take One.... All About Plastic</p> <p>This month is plastic free July, this is a global movement where people are working together to find a solution to plastic pollution. If you would like to find out more have a look at the website below:</p> <p>https://www.plasticfreejuly.org/</p> <p>As a household you may like to set yourself a challenge of trying to reduce the amount of plastic you use over a week or even a month!</p> <p>You could keep a diary showing your journey of reducing your use of plastic.</p>		<p>DT and Music</p> <p>Using materials around your home (maybe you could look in the recycling bin?) can you design, make and evaluate a model or a musical instrument?</p> <p>Before you start find as many different materials as you can and then design what your model or musical instrument is going to look like. Think carefully about how you are going to join all the materials together. Now you are ready to make your model or instrument.</p> <p>Once you have made your model can evaluate your work. What went well? Did you follow your plan? Did you have to make any changes? if you were to make your model again what changes would you make? Why?</p>
<p>Art</p> <p>A new trend in fashion is creating clothes out of recycled plastic. Your challenge is to design your item of clothing made only using plastic. For example you may design a dress made out of plastic bags or a pair of shorts made from plastic bottles.</p>			

Project Time

Shang Dynasty

We hope you enjoyed beginning to find out about the Shang Dynasty, this week we are continuing with this topic.

This week we would like to watch the third video on The National Oak Academy website and completing the activities within this video.

<https://classroom.thenationalacademy/lessons/what-did-the-shang-people-believe>

Week 4: This week you are going to be finding out about the beliefs of the Shang Dynasty.

You may then like to do some of your own research. Here are a couple of websites to help you:

<https://www.theschoolrun.com/homework-help/shang-dynasty>

<https://www.ushistory.org/civ/9b.asp>

Contact Details

gemma.dennett@bridge.kent.sch.uk

rachel.franks@bridge.kent.sch.uk

Thank you for all of your support and kind emails. We imagine it must be challenging to support your children with their learning at home, and we would like to extend our thanks to you for all the support you are giving your children in their learning and play; so many creative activities have taken place – you have done an amazing job. If your child would like to arrange a Zoom call with us please get in touch.

Kind regards,

Mrs Dennett and Mrs Franks

My Favourite...

 Wild Animal	Song	Movie	Drink	Food	Chocolate bar	Fruit 
 Vegetable	TV programme	Colour	Holiday	Teacher	Memory	Season 
 Toy	Book	Subject	Hobby	Smell	Sound	Game 
 Ice cream flavour	Bird	Insect	Flower	Day of the week	Sport	 Person
 Friend	Take away food	Celebrity	Author	Emotion	Pet animal	Lunchbox snack 
	Clothing	Something in school	Something at home	Way to relax	Way to cheer you up	 Shop

The Elves and the Shoemaker Once upon a very long time ago, there lived a kind-hearted shoemaker and his wife. Unfortunately, the couple had become so poor that at last they had nothing left but the leather to make one pair of shoes. One night, after a supper of bread and jam, the shoemaker shuffled to his workshop with his head hung down and his shoulders hunched. As he cut out the shoes from the last piece of leather, his wife appeared, "Try not to worry. Everything will soon be all right. Leave that tonight. You can finish the shoes tomorrow," she said softly. Little did they know but three little elves, Clary, Pepper and Jas, heard the shoemaker's wife. They felt sorry for the kind man and decided to help. Working through the night, they cut, sewed and decorated until they had made a beautiful pair of shoes! In the morning, the shoemaker and his wife were amazed to see the delightful, little shoes on the workbench. "Where have these come from? Who made them?" they wondered. Soon, a merchant saw the shoes in the shop window and bought them immediately. He was so impressed by the shoes that he gave the shoemaker enough money to buy leather for two pairs of shoes. That night, too, the shoemaker cut out the shoes and left them on the workbench. Again, the three little elves returned.

Working through the night, they cut, sewed and decorated until they had made two beautiful pairs of shoes!

This continued for many more nights, until the shoemaker and his wife were no longer poor. One night, the couple decided that they wanted to know who was making the shoes so that they could thank them for their kindness. After a hearty supper, they laid out the leather, hid in the workshop and waited to see who their helpers were.

Clary, Pepper and Jas crept into the workshop and by the light of the moon, cut, sewed and decorated until they had made several beautiful pairs of shoes! "How lucky we are! We must return their kindness!" declared the shoemaker's wife.

"Their clothes are ragged and torn. Let's make them some new clothes," the shoemaker suggested.

So, all day, they cut, sewed and decorated until they had made three teeny hats, three perfectly miniature suits and three tiny pairs of charming shoes. That night they left them on the workbench for the generous elves.

By the light of the moon, Clary, Pepper and Jas danced a jig of happiness on the workbench. Dressed in their brand-new hats, suits and shoes they left the shoemaker's workshop, not ever to return.

The shoemaker and his wife lived happily ever after, never forgetting the three little elves who helped them in their time of need.