



Year 4 Suggested Home Activities



Week Beginning 20.4.2020

Thank you for your continued patience during this period. As you know school continues to be closed to most children so we will be setting weekly suggested activities and posting videos on the Year Group Page on the school website to help you with ideas for learning at home. If you would like to share with the rest of the year group what you've been up to at home then please do email pictures, photos or documents to your class teacher who can upload them onto the website.

Suggested Daily Activities

Individual Reading

We recognise that many of the children will have read their reading books from school. For extra books to read the website www.myon.co.uk has opened up their access to the children to access books. By following the link below children can access a range of books from different genres, the books also have links to Accelerated Reader ZPD band and quizzes.

<https://readon.myon.co.uk/index.html>

Student Access to Accelerated Reader

Once pupils have finished reading a book we have opened up the Accelerated Reader quizzes so that they can read and quiz at home.

Pupils can log in through the website <https://ukhosted14.renlearn.co.uk/6698607/>

This will take pupils to the school Accelerated Reader website. The login details for the children are the first letter of their first name followed by the first four letters of their surname e.g. John Smith would be *jsmit*. The password for all accounts is set as *abc*.

After logging in, pupils will go to the Home page where they will see a link for accelerated reader. From here pupils can search for the book they have just read to see if there is a quiz (for some books there is also an additional vocabulary quiz). Children can search for books within their zpd range on

<https://www.arbookfind.co.uk/>.

Ideally pupils will complete the quiz no more than 24 hours after they have finished reading. Please ensure your child completes the quiz independently or if you have read the book together please choose the 'I have read with somebody else' or 'I had the book read to me' options.

Spelling

Use the *spelling shed* login to learn different spelling rules. There are lots of fun games on the website so that you can help your child's class move to up the school leader board. Each week the spelling task will change to include another spelling rule for the children to learn and practise. The first assignment will be labelled "Year 4 – Task 1 – Week 1" and will focus on the spelling of homophones.

The list of common exception words that the children should be able to spell at the end of the year are on the parents section of the school website <https://bridge.kent.sch.uk/parents/supporting-learning-at-home/spellings>.

Times tables

To improve the speed of times tables, practising little and often is the key. Please use the *Timestable Rockstars* account to help the children learn their timestables. The games will help the children to learn the rules in lots of different ways.

<https://play.ttrockstars.com/auth/school/student>

Exercise

Exercise helps to focus the mind and we would recommend starting the day with the Joe Wicks workout at 9.00. <https://www.youtube.com/channel/UCAxW1XT0iEJo0TYIRfn6rYQ>. If you can't view this why not create a family fitness work out or use the garden to try and raise the heartrate.

Weekly Activities

English

We would like you to watch the short animation – The Way Back Home (<https://www.literacysshed.com/thewaybackhome.html>). The animation follows a young boy who builds himself a rocket and sends himself off to Space. He lands on a faraway planet. His spaceship breaks down, a friendly alien lands and he breaks down too. The little boy parachutes to earth to get some tools to fix the ship. He gets back by way of a huge ladder, fixes the machines and then they both fly off.



- We would like you to write a description of the alien or the strange planet in which they land.

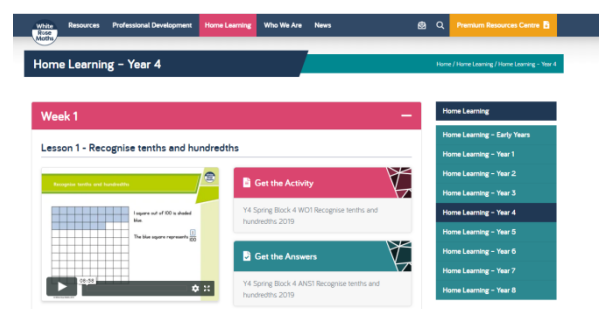
Checklist:

- Use your senses to describe the people, places, things and events. Bring the world and characters to life for the reader.
- Use powerful descriptions using sensory details and imagery. The writer's language appeals to the five senses: sight, hearing, touch, taste, and smell.
- Challenge – can you use a simile (comparing one thing to another using “like” or “as”) to describe the alien e.g. *Its skin was rough like old worn leather. He was as strong as an ox.*
- Example – *As the hatch creaked open, I saw a slender creature lurking in the shadows. My heart raced and my breathing quickened. What was this being in front of me? It moved slowly into the light and raised one of its three long slender arms. After gaining my senses I raised my hand slowly to wave at this strange traveller. Looking closely at the stranger I could see that its skin was a deep green and its eyes were enormous like dinner plates.*

Maths

<https://whiterosemaths.com/homelearning/year-4/>

White Rose Maths is a fantastic website that has organised concise daily lessons for Year 1-8. Each week, White Rose Maths will be adding five more lessons to cover another maths topic. Every lesson comes with a short video showing you clearly and simply how to help









your child to complete the activity successfully.

Week 1 on White Rose will focus on recognising tenths and hundredths, tenths as decimals, tenths on a place value grid, tenths on a number line and dividing 1 digit by 10.

A common area of misconception can be identifying the difference between $\frac{1}{10}$ and $\frac{1}{100}$. Using a hundred square will help the children, label the square to see that 1 shaded row or column represents $\frac{1}{10}$ and 1 shaded square represents $\frac{1}{100}$.

When dividing 1 digit by 10, we suggest the children have the following place value grid in front of them for reference.

In addition, we are always available via email to help overcome any areas that may be a struggle. We will endeavour to provide further examples on a specific area to help the children's learning.

100s 	10s 	1s 	Decimal point 	$\frac{1}{10}$ 	$\frac{1}{100}$ 
			•		
			•		
			•		
Hundreds	Tens	Ones	•	tenths	hundredths

Art – The Toy Box

Mrs Smith and Mrs Allen have set the school an art project featured on the school website. It would be lovely to see what different ideas you come up with (<https://bridge.kent.sch.uk/school-life/coronavirus-covid-19/school-closure-learning-packs>).



The Toy Box - illustration and storytelling

An exciting project set exclusively for the pupils of Bridge & Patribourne Primary School...

Have you ever wondered what might happen if the toys in your toy box came to life?

This project will allow you to practise your observational drawing skills as well as allow your imagination to run wild through creative writing. You will first unearth inspiration from your toy box, draw your characters, then write about their adventures as they come to life in your mind.

School Challenge

Mr Tibbles, Mr Taylor and Mrs Long will be sending home an open ended weekly challenge for all children. It would be great to see what the children come up with.

Contact Details

In these strange times, it would be lovely to hear from the children. Please email any of your child's work to us as we would love to read their stories, see their artwork or anything they are particularly proud of. We have already seen some superb art work and story writing but it would be fantastic to see more of the children's hard work.

joe.harris@bridge.kent.sch.uk

amanda.saint@bridge.kent.sch.uk

susan.tomsett@bridge.kent.sch.uk

Please don't hesitate to contact us, we will aim to respond to any questions or queries you have within 24 hours.

Thank you for your continued support in these unprecedented times, it has been touching to see how everyone linked to Bridge School has rallied around one another. Please keep safe and take care. We hope to see you soon.

All the best,

Mr Harris, Mrs Saint and Mrs Tomsett