



Year 6 Suggested Home Activities



Week Beginning 20.4.2020

Thank you for your continued patience during this period. As you know school continues to be closed to most children so we will be setting weekly suggested activities and posting videos on the Year Group Page on the school website to help you with ideas for learning at home. If you would like to share with the rest of the year group what you've been up to at home then please do email pictures, photos or documents to your class teacher who can upload them onto the website.

Suggested Daily Activities

Individual Reading

We recognise that many of the children will have read their reading books from school. For extra books to read the website Myon.co.uk has opened up their access to all the children in the United Kingdom to access books. Children can access a range of books from different genres. For children in Years 3 -6 the books also have links to Accelerated Reader ZPD band and quizzes. In addition to this the children can now use the Accelerated Reading website at home to take quizzes and also to search for books within their ZPD range. Pupils can log in through the website <https://ukhosted14.renlearn.co.uk/6698607/>. Children can search for books within their zpd range on <https://www.arbookfind.co.uk/>. For more information and the links to these websites please see the letter about reading that was sent out on ParentMail.

Spelling

Use the *spelling shed* login to learn different spelling rules. There are lots of fun games on the website so that you can help your child's class move to up the school leaderboard.

This week's word list is; **according, awkward, conscious, dictionary, familiar, individual, neighbour, profession, sacrifice, system.**

The list of common exception words that the children should be able to spell at the end of the year are on the parents section of the school website <https://bridge.kent.sch.uk/parents/supporting-learning-at-home/spellings>

Times tables

To improve the speed of times tables, practising little and often is the key. Please use the *Timestable Rockstars* account to help learn all the times tables. The games will help the children to learn the rules in lots of different ways (<https://play.ttrockstars.com/auth/school/student>).

Exercise

Exercise helps to focus the mind and we would recommend starting the day with the Joe Wicks workout at 9.00. <https://www.youtube.com/channel/UCAxW1XT0iEJo0TYIRfn6rYQ>. If you can't view this why not create a family fitness work out or use the garden to try and raise the heartrate.

Additional Activities

English Non-fiction writing – A Mythical Task

Session 1


Word recognition– use the word bank below to complete the tasks below:

future	transition	society
bus	rebel	map
fed	pressure	certainty
observation	legend	cloud
security	memory	sleep
skin	streets	perception

- 1) Choose 3 words and write a definition from a dictionary.
- 2) Select 3 words you know and write your own definition and then compare.
- 3) Use 3 words in a sentence.
- 4) Choose a word and record **anything** that comes in to your head, linked to it. This could be: an image you could draw, synonyms, a memory you have, an experience you want to have.

Session 2

- 1) Use the picture below to brainstorm ideas in a table similar to below. Spend some time (roughly 2 minutes) studying the picture and recording the features of the dragon. After listing these, allocate some adjectives to the nouns you have listed (roughly 2 minutes).



Feature of your dragon (e.g. claws, snout, wings etc)	Adjective(s)

- 2) Use the brainstorm above to create sentences which include figurative language:
 - Simile – something **is like** something else. E.g. His temper is as explosive as a volcano.
 - Metaphor – Something **is** something else. E.g. You are the apple of my eye.
 - Personification – giving **human qualities** to animals and/or objects. E.g. The rain kissed my cheeks.
- 3) Can you put together to write a descriptive paragraph of the dragon (make sure you use a range of punctuation)?

Session 3

Your task will be to: **‘write a fact file of a dragon for someone who believes they existed’**. To get you started, draw a picture and mind map some ideas for your own dragon. Use what we did previously to help create your creature and think about personality (e.g. it could be a heroic or villainous dragon).

Session 4

Draft a copy of a fact file for a dragon. Information to include:

- 1) Body features/abilities
- 2) Habitat
- 3) Diet
- 4) Brief history and/or and ancestors
- 5) Fun facts

Remember, this is a non-fictional piece of writing based on a fictitious creature so you can make up all of the 'facts'

Session 5

Edit and improve and make a neat copy to put in a class book. Make sure it is; presented with your neatest handwriting, that you have included images and captions to help the reader and that it is colourful.

Maths - Ratio

The link below will direct you to the White Rose Maths website. Each week the group are creating 5 lessons, we suggest you complete one session a day. These comprise of a short video for the children to watch and join in with, followed by some activities to complete (you can also download the answers). Please remember that these videos consist of what we (the teachers) would be teaching in the next few weeks of term. Therefore, for some, this is a new topic, with different vocabulary and new concepts to grasp so please don't feel discouraged if it is tough to begin with.

<https://whiterosemaths.com/homelearning/year-6/>

Please note – the link will take you to the most up to date week of lessons. Please click above to ensure you start from Week 1 (Ratio).

Optional tasks:


Below are also some activities you can complete, if you wish. Please feel free to share some answers with us through photos, written answers or scanned copies of your work for us to post online.

Activity 1 – Symmetry

Draw a reflection of any word in mirror lines placed at different angles relative to the word you have chosen. E.g.



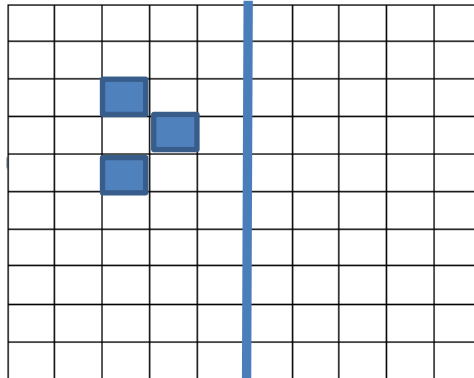
Activity 2 – The odd one out



Remember – there can be more than one answer to this challenge.

Activity 3 – Symmetrical patterns

- 1) Create a 10x10 grid with a ruler and pencil (or print one off the computer if you can).
- 2) Draw on a line of symmetry which is either vertical, horizontal or diagonal.
- 3) Create a coloured pattern on one side and reflect it based on your chosen line of symmetry.



Make sure you use lots of colours and get creative with your designs!

Art – The Toy Box

Mrs Smith and Mrs Allen have set the school an art project featured on the school website. It would be lovely to see what different ideas the children come up with (<https://bridge.kent.sch.uk/school-life/coronavirus-covid-19/school-closure-learning-packs>).



The Toy Box - illustration and storytelling

An exciting project set exclusively for the pupils of Bridge & Patribourne Primary School...

Have you ever wondered what might happen if the toys in your toy box came to life?

This project will allow you to practise your observational drawing skills as well as allow your imagination to run wild through creative writing. You will first unearth inspiration from your toy box, draw your characters, then write about their adventures as they come to life in your mind.

School Challenge

Mr Tibbles, Mr Taylor and Mrs Long will be sending home an open ended weekly challenge for all children.

Thank you once again to everyone for your patience and understanding during this period of change and uncertainty. We hope that each and every family is safe and well and trying to enjoy the time you have together. There has been a lot of change for you and the children that we know can make learning from home challenging or potentially difficult at times; we hope that the sequence of lessons and activity ideas we have suggested help. We welcome emails of all the wonderful things our amazing children of Bridge and Patribourne CEP have been up to so please use our contact details below to keep us posted.

Contact Details

mike.beard@bridge.kent.sch.uk

natalie.allen@bridge.kent.sch.uk

Please feel free to get in contact if you have any questions regarding the tasks set, to share examples of the children's work or to give us an update of how you are getting on. We will aim to respond during weekdays within 24 hours.