




Year 6 Suggested Home Activities



Week Beginning 27.4.2020

Welcome to Week 2 of Term 5! We hope you are all keeping safe and well at home and have enjoyed engaging with some of the tasks suggested in last week's Home Learning newsletter. It has been great to hear from some of you throughout the week and to celebrate what you have been up to at home.

Virtual Wonder Wall



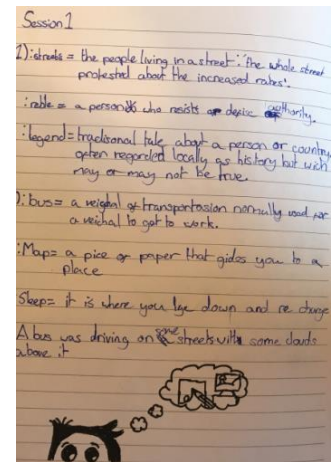
TREES AND SHRUBS:

Apple tree (cooking apple), Malus pumila (Latin name)
Deciduous tree (class) Apple trees show flowers before producing fruit.

Holly, Ilex aquifolium (Latin name) ever green tree/ bush (class) Holly can be identified by their spiked leaves and red berries (not to be eaten).

Ivy, Hedera (Latin name) ever green shrub (class) Ivy is best known for its flat leaves and vines covered in miniscule roots that enable it to grow over almost any object.

Lavender, lavendulan (Latin name) ever green shrub (class) Lavender is a herb well known for its fragrance.



Make sure that you take a look at the website to see Mr Beard and Mrs Allen's very first vlog post. These will be updated weekly to share information, acknowledge achievements and most importantly say hello! We hope that you are finding the weekly newsletter useful as a guide to support with learning at home, and we encourage you to continue interpreting these ideas as best to suit your family's needs.

Physical and Emotional Well Being

- **Exercise**

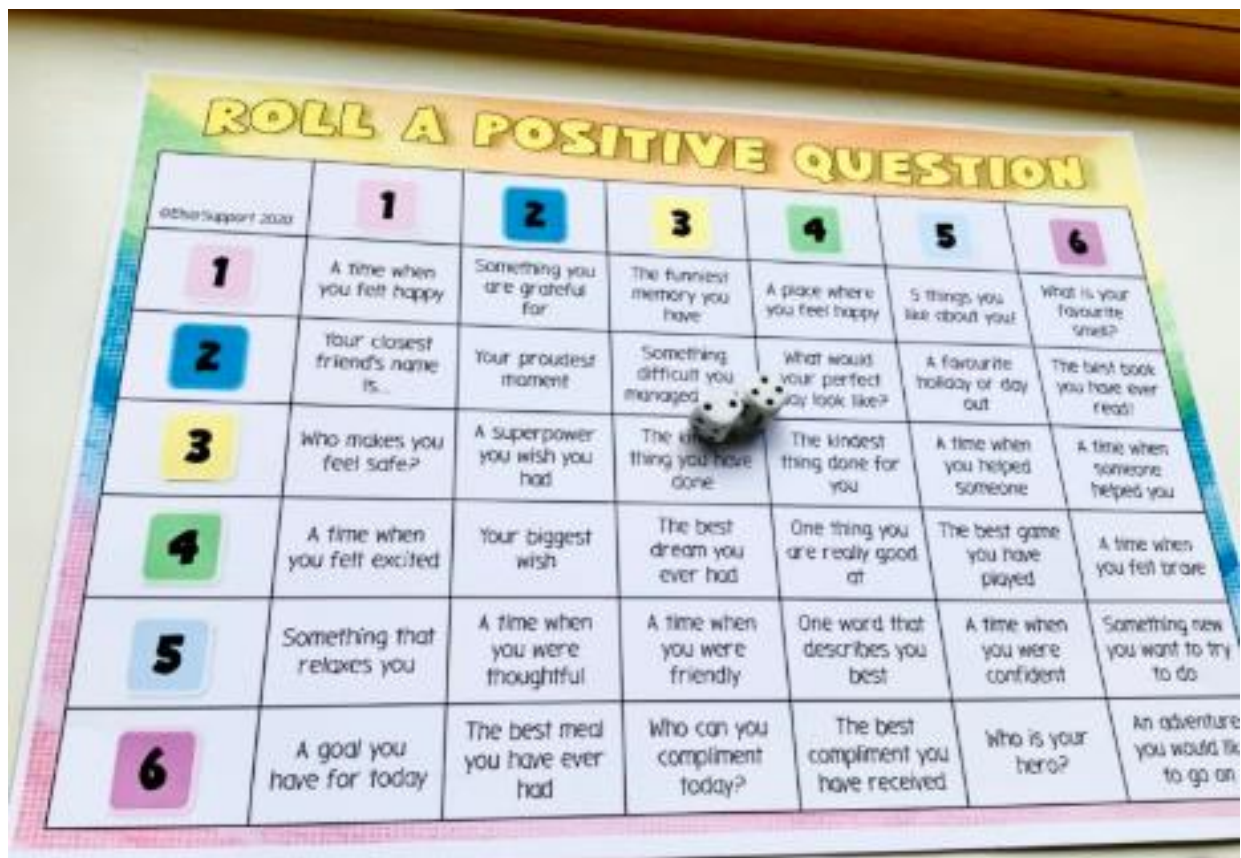
We are sure that many of you are enjoying taking part in the daily Joe Wicks workout at home. This goes live at 9am Monday – Friday and the link can be found here:

<https://www.youtube.com/channel/UCAxW1XT0iEJo0TYIRfn6rYQ>

Have you been taking part in any other forms of exercise? We'd love to hear about what you've been up to. Maybe you could send a photo of you in action!

- **PSHE**

Perhaps you could take some time this week to play 'Roll a positive question' with some of your family members. The aim of the game is to roll two dice to generate a question to ask others. Some of the questions include 'What is the funniest memory you have?' and 'What is one thing you are really good at?' You could always create your own number cards to turn over if you don't have dice at home. The resource for this activity can be found at <https://www.elsa-support.co.uk/roll-a-positive-question/>. The ELSA website has many other lovely activities to support with emotional well-being.



Maths

Times Tables Rockstars

Well done to all of you who have been interacting with Time Table Rockstars. Remember the whole purpose of the tool is to improve our personal mathematical skills, not to compare with others. Let's try and make it our goal to get everyone in Year 6 engaged with the site and practising. Here is our 'heat map' for our recall time (as a class) on the different multiplication facts. Let's try and get some more green on there. We will give another update next week!



White Rose Maths Lessons Week 2 - Angles

Week 2 on White Rose will focus on angles - vertically opposite angles and angles in a triangle.

You can find the link to the suggested daily lessons here: <https://whiterosemaths.com/homelearning/year-6/>. Like last week, there are five sessions and we would suggest you complete one a day, you will notice that the first two lessons are consolidating the ratio and proportion lessons and then progress on to angles by lesson three. There is a short video for the children to watch and join with to start, followed by activities to complete.

Mr Beard and Mrs Allen's Top Tips

- Try to remember the vocabulary:

Acute – Smaller than 90°

Obtuse – greater than 90°

Right angle – exactly 90°

Reflex – greater than 180°

- A straight line is 180° and all angles in a triangle must add up to 180° , also. Remember – a full turn is 360° .
- An angle is created when any two straight lines meet.
- You are measuring the distance inside (unless told otherwise) so make sure you read from the correct part of the protractor (don't worry parents the tasks have the angles put on to a protractor).

Optional tasks:

Below are also some angle-related activities you can complete if you wish. Please feel free to share some answers with us through photos, written answers or scanned copies of your work.

Activity 1 – Angle Hunt

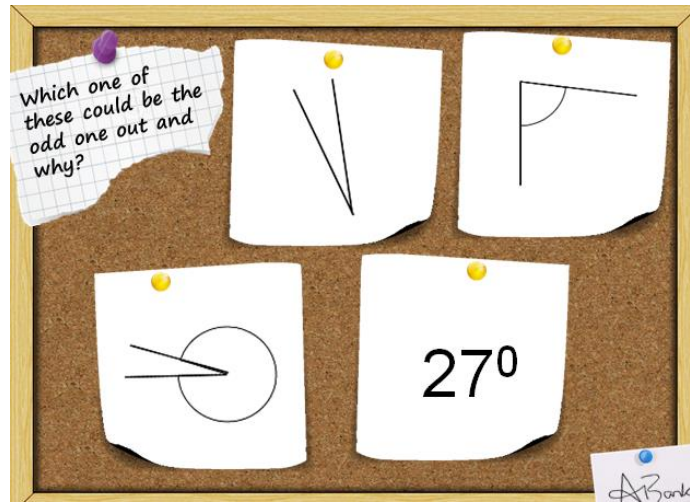


Look for different angles around your house and garden!
Can you find:

- 5 right angles?
- 5 acute angles?
- 5 obtuse angles?
- 5 reflex angles?

You can use this website
<https://www.mathsisfun.com/definitions/>
if you need a reminder of the definitions
of each of these.

Activity 2 – The odd one out



Remember – there can be more than one answer to this challenge.

Activity 3 – Angle Art



How many angles can you spot in this piece of artwork by Wassily Kandinski? What can you find out about this artist? Can you produce your own Kandinski-inspired piece of artwork with a range of different angles?

English

Spelling

Well done to all of you who have completed the set games on Spelling Shed this week. On the school league table, 6NA are currently in third place and 6MB in tenth. Your new spelling list (below) will go live on Monday and we will give you another league table update in next week's newsletter.

Challenge Words List 4: achieve, bargain, controversy, disastrous, foreign, interfere, nuisance, programme, secretary, temperature

Reading

It's great to hear that children have continued 'quizzing' with their Accelerate Reader books from home – keep it up (<https://ukhosted14.renlearn.co.uk/6698607/>)! Don't forget that there are a huge number of books available to access at <https://readon.myon.co.uk/index.html>. We'd love to hear what you've been enjoying and whether you have any recommendations for other pupils.

Creative Writing Task – A Portal to Another World

When the Pevensie children discovered Narnia, they did so by opening the door of the wardrobe. Similarly, Alice had her first glimpse of Wonderland after falling down the rabbit hole and peering through the keyhole. Doors and portals to other worlds are often used to structure fantasy stories, making them useful tools for descriptive writing.


Have a go at writing a story which includes your character(s) going through a portal to another world and returning again. Make sure you use a range of descriptive techniques to build an image of this new setting in the reader's mind and think about how the experience affects the character.

Session 1

Before writing, you will need to plan what this new world will look like. You should also consider what the portal will be, where it is located and how your character(s) will use it.

Have a go at drawing what you imagine your new setting and portal to look like and label with descriptive words and phrases to use in your writing. You could use your senses, ambitious adjectives and personification to up-level your work.

You could also use the images below to inspire you:

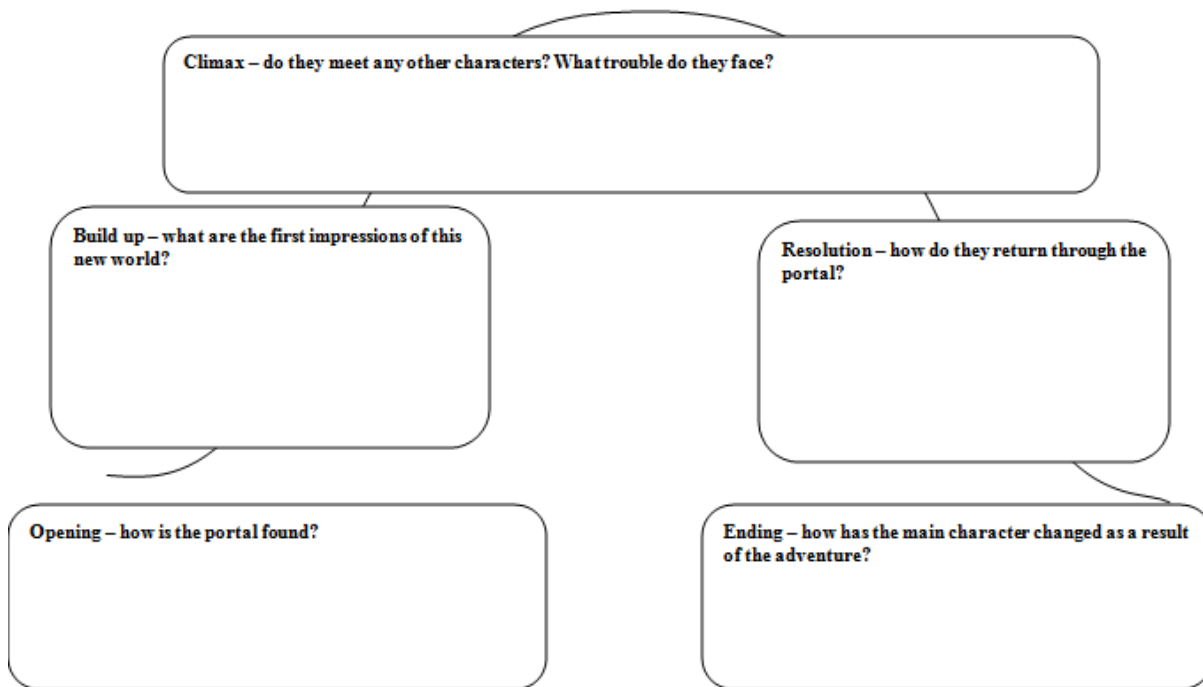




Session 2

Today plan out the adventure your character will embark on. Use a planning template like the Story Mountain below to decide how your character will come across the portal, what happens to them on the other side, the new characters they will meet and what happens to them on their return.

Story Planning Mountain



Session 3

Have a go at writing the first part of your story today. Consider the following prompt questions as you write:

- Who is your main character? What are they doing when they come across the portal?
- Does your character decide to go through the portal straight away or are they cautious?
- What is the first thing they notice when they set foot into the new world?
- How will you vividly describe this new setting? Use your description ideas from session 1.

Session 4

Continue and conclude your story considering the following prompt questions:

- Does your main character meet anybody/anything in the new world? What is their interaction like?
- Does your character face any trouble or obstacles in the new world?
- How do they manage to escape or why do they decide to return to the real world?
- What affect has the experience had on your main character? Do they change anything about themselves as a result, or do they appreciate anything more in the real world?

Don't forget to have a read through of your first draft before beginning the editing process.

Session 5

Today you will edit your story for corrections and improvements:

- Read your work aloud to someone at home. See if you have missed any important punctuation.
- Check the spelling of any words you are unsure of using a dictionary or you could use this online version <https://kids.britannica.com/kids/browse/dictionary>.
- You could use the word bank below to up-level some of your word choices. **Make sure you check the meaning of any words you are unfamiliar with to ensure that the word choice fits the sentence.**

Colours: saffron, indigo, scarlet, azure, emerald, hazel, turquoise, jaundiced, pea green, cyan, magenta, burgundy, cherry, ruby, sapphire, crimson, bloodshot, vermilion, maroon, auburn, chestnut, cobalt, aquamarine, navy, khaki, camouflage, vanilla, , pearly white, antique white, violet, beech, cadet blue, firebrick, tomato, coral, orchid, honeydew, ivory, lemon, peach, plum, gold, lavender, beige, fuchsia.

Dramatic Verbs: snared, disturbed, smashed, blazed, swayed, tormented, straggling, lacerating, plunged, clashed, crackled, penetrated, blistering, jolted, splitting, darted, collapsed, trembled, engulfed, scurried, flickered, twitched, shattered, obliterated, throbbing, shuddered, exploded, oozed, quivered, gushed, raged, toiled, twisting, , writhed, swelled, crept, flapped, collided, pummelled, punctured, dissolved, clenched.

Emotions: apprehension, solemnity, melancholy, underlying guilt, nausea, ennui, jealous, depressed, heartbroken, crestfallen, despondent, anxiety, vexed, morose, confused, hostile, ecstatic, elated, hatred, shame, contempt, pity, envy, benevolence, boredom, restlessness, bewilderment, awe, humiliation, suspicious, impatient, panic-stricken, disbelief, exasperation, resentment, defiance, curiosity, expectation, remorse, exhilaration,

Adjectives: rigorous, merciless, relentless, arduous, rigid, vile, deformed, jagged, serrated, furtive, repulsive, monstrous, intolerable, distinct, prodigious, perilous, ghastly, vast, transparent, ruinous, obscure,

Words to create an interesting character: mute, hesitant, aloof, prodigious, insolent, dispassionate, timid, bashful, surreptitious, indifferent, detached, unapproachable, intriguing, negligent, irresponsible, isolated, irritable, impudent, compelling, edgy, cantankerous, evasive, deceitful, fiery, impulsive, fervent, introverted, eccentric, callous, amoral, immoral, fickle, sentimental, compassionate, eager, inquisitive, indecisive, naïve, infatuated, affectionate, threatening, vicious, unpredictable, cynical, pessimistic, impertinent,

Don't forget to share your creations! We look forward to reading them. ☺

Topic

We have very much enjoyed seeing your junk model creations for the School Challenge set by Mr Tibbles, Mr Taylor and Mrs Long. Look out for the next challenge on the school website and continue to send in photos of your amazing achievements.

Don't forget to also have a look at the 'Toy Box' art and creative writing project. Details can be found here: <https://bridge.kent.sch.uk/school-life/coronavirus-covid-19/school-closure-learning-packs>. We'd love to see your entries, you have until Friday 1st May to get them to Mrs Smith!



Football

If, like Mr Beard, you enjoy football and like to complete activities based around it then Mrs Andrews has found the perfect collection of tasks for you! The Premier League has created a Football Activity Pack for you to have a go at. Within the pack there are many different cross curricular learning opportunities for you to enjoy.



<https://plprimarystars.com/resources/football-fun-activity-pack>

If this takes your fancy (I'm sure it will for many of you) then please send in any pictures of work or tasks from it you have completed.

Finally...

We would like to thank you for your continued support and for e-mailing in examples of your children's brilliant efforts and achievements; they are wonderful to see. Should you have any questions regarding any of the tasks suggested in this week's newsletter then please do not hesitate to get in touch using the contact details below.

Keep safe and take care.

Best wishes,

The Year 6 Team

Contact Details

mike.beard@bridge.kent.sch.uk

natalie.allen@bridge.kent.sch.uk