

Welcome to Year 6


Creativity - Excellence - Resilience

Who's Who

Mrs Saint (Poplar)
Mrs Allen (Poplar)
Mrs Brooks (Poplar)
Mrs Andrews (Poplar)

Mr Wren (Sycamore)
Mrs Langsdon (Sycamore)
Mr Taylor (Sycamore)

Mr Miles (Music)
Mrs Smith (Art)



Highlights of Year 6

- Top of the school privileges – benches, monitor roles, house captains
- Residential (PGL) - we hope they arrived back suitably tired
- School Production (summer term)
- Secondary transition

Year 6 2022-2023	Term 1	Term 2	Term 3	Term 4	Term 5	Term 6
Theme	Incredible Journeys	World War II	The United Kingdom	Vikings	All Living Things	Production
English Texts	Rooted (<i>Animation by Edwin Schaap</i>) Incredible Journeys (<i>David Barrie</i>)	Goodnight Mr Tom (<i>Michelle Magorian</i>) The Blitz (<i>past new paper articles</i>)	Black & British (<i>David Olusoga</i>)	Norse Mythology Thor and the Giants (<i>BBC Learning Clips</i>)	Animal Magazine Articles Documentary clips	<i>Linked to the production</i>
English Genres and Focus	Fictional Writing, Balanced argument, persuasive writing	Evacuation narrative, diary entries	Biographies, poetry	Narrative writing – mythology	Letter writing, chronological reports (linked to lifecycles)	Scripts, information leaflets
Mathematics	Place Value/ Four Operations	Fractions/Measurement	Decimals/ Ratio Algebra	Percentages/Statistics Measurement/	Shape/Geometry/Position and Direction	Investigations/ Revision
History		World War II		Vikings – Edward the Confessor		
Geography	Ordnance Survey		UK Counties and Cities			Human Geography – Natural Resources, windfarms and farms
Computing	Online safety	Coding	Spreadsheets	Blogging & Text Adventures		
Science	Evolution and Inheritance	Light	Animals Including Humans	Electricity	All Living Things	
Art	Observational Drawing – large/small scale		Wire and Wood Sculpture		Darwin Printing	
DT		Design, Make, Evaluate - WWII		Design, Make, Evaluate – Electricity		Food technology – World foods (mainly French/American)
Music	Ukulele/Guitar	Ukulele/Guitar	Samba Drums	Music Technology	Production	Production
PE	Tennis and Hockey	Tennis and Handball	Multiskills and Netball	Gymnastics and Badminton	Athletics/Tri Golf and Dance	Athletics and Dance
PSHE	Being Me <u>In</u> My World	Celebrating Difference	Dreams and Goals	Healthy Me	Relationships	Changing Me
RE	Creation	Gospel	Islam	Salvation	Express Beliefs	Kingdom of God
MFL	School	School	Places & Tourism	Places & Tourism	Food & Cafés	Food & Cafés

Home-Learning

Reading

Children may read to an adult, with an adult or read to themselves, in the presence of an adult. The story and characters should be talked about and new words discussed. Older children need a clear understanding of the text, and should use evidence from the text to justify their answers and opinions.

Termly Key Knowledge & Skills

At the beginning of each term, there will be a newsletter detailing key mathematical and grammatical concepts as well as spellings that the parents could use to support their learning at home. These can be found on the Class Pages of our school website.

Home Learning (Maths and English)

- Children will soon receive their home learning books for English and Maths.
- Each Friday, children will take these home and be expected to carry out one 'workout' from each.
- The hand-in deadline is the following Wednesday.
- Work will be marked in class with an opportunity for children to go through any concepts they are unsure of.

NB – The answers are in the back of each book respectively. Children are encouraged to avoid turning to this page before answering their questions independently. If you feel this is too tempting, please feel free to cut out the answers and keep them.

Home-Learning (Maths)

Multiplication		Division	
<p>Short Multiplication</p> $\begin{array}{r} 24 \\ \times 6 \\ \hline 144 \\ \hline 2 \end{array}$ <p>Mainly used to multiply any number by a 1-digit number.</p>	<p>Long Multiplication</p> $\begin{array}{r} 24 \\ \times 16 \\ \hline 240 \\ 144 \\ \hline 384 \end{array}$ <p>Mainly used when multiplying numbers by a 2-digit number or more.</p>	<p>Short Division</p> $\begin{array}{r} 86r2 \\ 5 \overline{) 432} \end{array}$ <p>Mainly used to divide any number by a 1-digit number.</p>	<p>Long Division</p> $\begin{array}{r} 28r12 \\ 15 \overline{) 432} \\ \underline{300} \\ 132 \\ \underline{120} \\ 12 \end{array}$ <p>Mainly used when dividing numbers by a 2-digit number or more.</p>



Home-Learning (Maths)

Skill: Divide multi-digits by 2-digits (long division)

Year: 6

		0	3	6
1	2	4	3	2
	-	3	6	0
			7	2
	-		7	2
				0

(x30)
 $12 \times 1 = 12$
 $12 \times 2 = 24$
 $12 \times 3 = 36$
 $12 \times 4 = 48$
 $12 \times 5 = 60$
 (x6)
 $12 \times 6 = 72$
 $12 \times 7 = 84$
 $12 \times 8 = 96$
 $12 \times 9 = 108$
 $12 \times 10 = 120$

$$432 \div 12 = 36$$

Children can also divide by 2-digit numbers using long division.

Children can write out multiples to support their calculations with larger remainders.

$$7,335 \div 15 = 489$$

	0	4	8	9
15	7	3	3	5
-	6	0	0	0
	1	3	3	5
-	1	2	0	0
		1	3	5
-		1	3	5
				0

(x400)
 $1 \times 15 = 15$
 $2 \times 15 = 30$
 $3 \times 15 = 45$
 $4 \times 15 = 60$
 $5 \times 15 = 75$
 $10 \times 15 = 150$
 (x80)
 (x9)

Children will also solve problems with remainders where the quotient can be rounded as appropriate.

Skill: Divide multi digits by 2-digits (long division)

Year: 6

			2	4	r	1	2
1	5	3	7	2			
	-	3	0	0			
			7	2			
	-		6	0			
			1	2			

$1 \times 15 = 15$
 $2 \times 15 = 30$
 $3 \times 15 = 45$
 $4 \times 15 = 60$
 $5 \times 15 = 75$
 $10 \times 15 = 150$

$$372 \div 15 = 24 \text{ r}12$$

			2	4
1	5	3	7	2
	-	3	0	0
			7	2
	-		6	0
			1	2

$$372 \div 15 = 24 \frac{4}{5}$$

When a remainder is left at the end of a calculation, children can either leave it as a remainder or convert it to a fraction. This will depend on the context of the question.

Children can also answer questions where the quotient needs to be rounded according to the context.

Home-Learning (Spellings)

accommodate	ancient	awkward	communicate	convenience	determined
accompany	apparent	bargain	community	correspond	develop
according	appreciate	bruise	competition	criticise	dictionary
achieve	attached	category	conscience	curiosity	disastrous
aggressive	available	cemetery	conscious	definite	embarrass
amateur	average	committee	controversy	desperate	environment

Suggested Activities

Lists of these words will be sent home with your child. Children are advised to break the spelling down and find any tricky bits, looking for patterns in particular. Another useful activity is to put the words into sentences to reinforce the meaning of the word and its spelling. Games and activities using the words such as word-searches will further support your child's grasp of the spelling.



Behaviour & Expectations

Ready, Respectful, Safe

The Restorative Approach

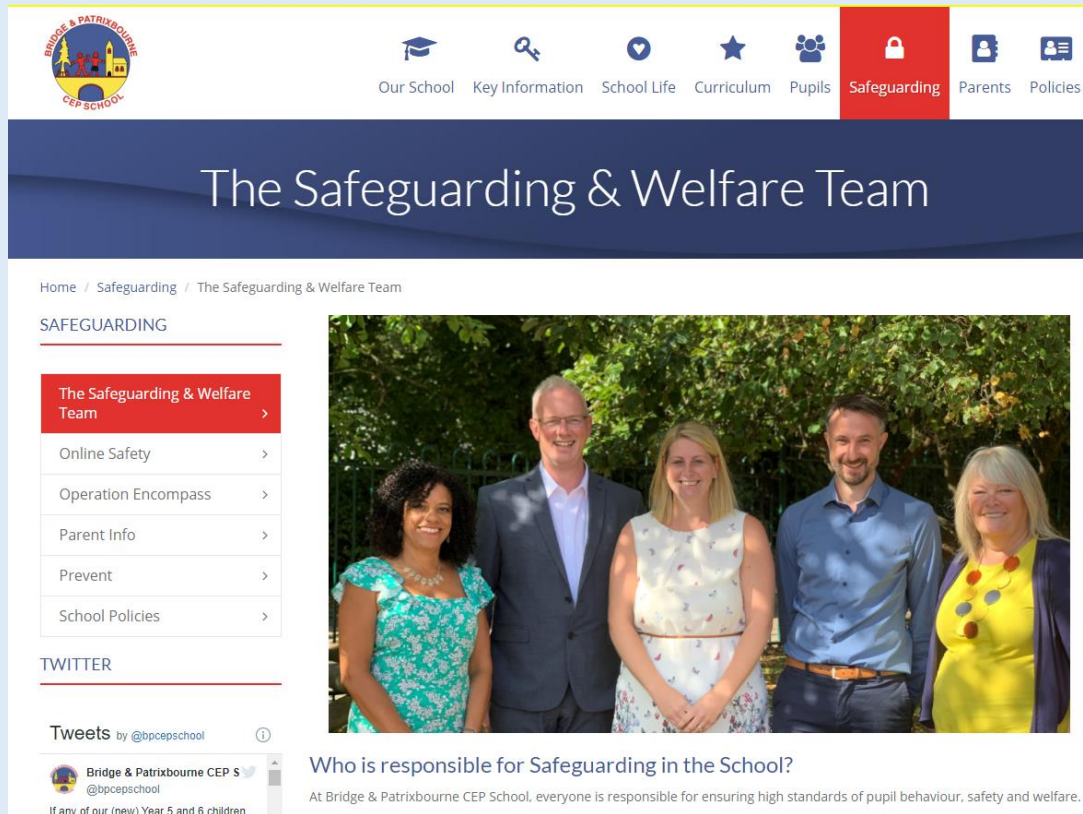
Incidences of negative behaviour are dealt with in a fair, respectful and appropriate way, with the key focus on individuals taking responsibility for their behaviour, repairing any harm done, rebuilding and restoring relationships. The key principle when dealing with issues is to give all the people involved a chance to have their say and become actively involved in the process. All members of staff and children know that issues will be dealt with fairly with a 'no blame' approach.

Safeguarding

Our Designated Safeguarding Leads:

- James Tibbles
- Michael Taylor
- Carla Long
- Morny Starling
- Jacqui Hurley
- Chelsea Huggett


Please speak to any of Safeguarding Team with any concerns.





The screenshot shows the Bridge & Patribourne CEP School website. The header includes the school logo and navigation links: Our School, Key Information, School Life, Curriculum, Pupils, Safeguarding (highlighted in red), Parents, and Policies. Below the header is a blue banner with the text 'The Safeguarding & Welfare Team'. The main content area features a breadcrumb trail: Home / Safeguarding / The Safeguarding & Welfare Team. On the left, there is a sidebar with a 'SAFEGUARDING' section containing links to 'The Safeguarding & Welfare Team', 'Online Safety', 'Operation Encompass', 'Parent Info', 'Prevent', and 'School Policies'. Below this is a 'TWITTER' section showing tweets from @bpcepschool. The main content area displays a photograph of the five members of the Safeguarding & Welfare Team standing outdoors. Below the photo, the text reads: 'Who is responsible for Safeguarding in the School? At Bridge & Patribourne CEP School, everyone is responsible for ensuring high standards of pupil behaviour, safety and welfare.'


For more information about ways to stay safe online please look at the school website which includes lots of information and practical advice.


Safeguarding (Online Safety)





 Our School


 Key Information


 School Life

 Curriculum

 Pupils

 **Safeguarding**

 Parents

 Policies

Online Safety

Home / Safeguarding / Online Safety

SAFEGUARDING

The Safeguarding & Welfare Team >

Online Safety >

Operation Encompass >

Parent Info >

Prevent >

School Policies >

Tweets by @bpcepschool

 Bridge & Patricxbourne CEP School
@bpcepschool
If any of our (new) Year 5 and 6 children

Are you worried about the way someone has been communicating with you or your child online?
You can make a report to one of CEOP's Child Protection Advisors.

 **CLICK CEOP**
Internet Safety

Our children are growing up in an increasingly online world and the risks that they will come across and have to deal with are very different to the risks that we would have learnt to deal with. Parents can, rightly, be very concerned about online behaviour and conduct and so we have provided some factsheets below about the most common risks that children will face. These factsheets and other resources can also be found on the **Parent Resource Hub** of the Safeguarding Training Centre.

Online Safety Documents

 Child Safety on Fortnite - Parent Factsheet	Updated: 20/11/2019	329 KB		
 Child Safety on Instagram - Parent Factsheet	Updated: 20/11/2019	245 KB		
 Child Safety on Snapchat - Parent Factsheet	Updated: 20/11/2019	221 KB		
 Child Safety on Tiktok - Parent Factsheet	Updated: 20/11/2019	316 KB		
 Child Safety on WhatsApp - Parent Factsheet	Updated: 20/11/2019	213 KB		

School/Parent Partnership

We pride ourselves on our open relationships with parents and together we:

- Respect and support our school's values
- Encourage children to challenge themselves and provide the support and environment to maximize their academic potential
- Encourage our child to take as full and active part in school life as possible
- Support each other, especially regarding attendance, behaviour, online safety and home learning
- Work together to safeguard pupils and support their physical, mental and emotional wellbeing.
- Ensure that any concerns or issues are directly and promptly addressed through direct contact, telephone or email.

Key Information

- PE days – Monday (Tennis) and Thursday (Forest School)

Please note this may change in future terms – PE will replace forest school in term 2 on a Thursday

- School library – Friday is usually our slot to change books as a class but this can also be done during lunchtimes with Mrs Langsdon
- Parent Consultations will take place early October. Dates TBC.

Any Questions