



Year 2 Suggested Home Activities



Week Beginning 15.6.2020

Hello Year Two families, we hope you are staying safe and well. We thought we would start this newsletter with a quick fire quiz. All the questions are linked to our topics we have covered so far in Year 2. Ready, steady go!

Year 2 Quiz

1. Which is the largest continent in the world?
2. If a material does not let water through we say the material is.....
3. Can you think on an ocean that starts with the letter 'P'?
4. What year did the Great Fire of London happen?
5. What are the 3 primary colours?
6. What do animals need in order to survive?

We will give you the answers next week.

As usual we have really enjoyed looking at all the amazing activities that you have been getting up to at home and hope you are enjoying the challenges we have set you. We have enjoyed reading your instructions and looking at all the different things you have been making.

Our most recent vlog will be available on the Year Two page of the school website every Monday. If your child would like to speak to one of their teachers via zoom please email Mrs Dennett or Mrs Franks to arrange this.

Physical and emotional well being

Exercise

We are sure lots of you are still keeping active every day in many different ways you may do Joe Wicks every day, go on bike rides or even going on long walks. If you want to try something different, this week we would like you to create your own mini circuit (like we have done at school). You may jog on the spot for 30 seconds, star jumps or even shuttle runs. We are sure you can be very creative in the ideas you come up with, remember only have up to 6 stations and you only need to do each station for a couple of minutes. We have created a circuit for you to have a go at before creating your own:

Station 1

Star jumps for 30 seconds,
rest for 30 seconds and repeat

Station 2

How many times can you
throw and catch a ball in a
minute?

Station 3

Collect 6 toys and two place
markers. How quickly can you
move the toys from one
marker to the next?

Station 4

Place a piece of rope or skipping rope on the floor jump over this as many times as you can

Station 5

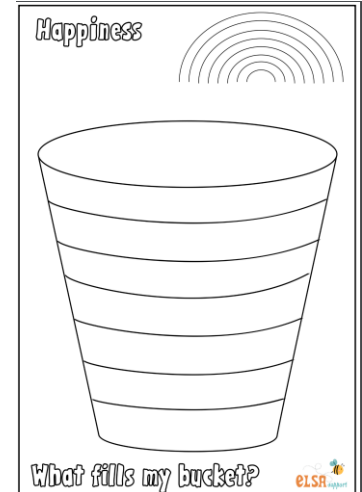
Shuttle runs for 1 minute. Place two markers on the floor to run between. How many shuttle runs can you do?

Station 6

Jog on the spot for 30 seconds, rest for 30 seconds and repeat

PSHE

This week we would like you to think about all the different things that make you happy and to write or draw a picture of all these things in the bucketful of happiness (which is attached at the end of the newsletter). You could even find a real a bucket and then put objects or photos in that make you feel happy.



Suggested English Activities

Individual Reading

As always reading and discussing their reading is the activity that we would want all children to prioritise. There are year group pages on the Oxford Owl reading website: www.oxfordowl.co.uk which has a series of eBooks for the children to read. The login details are:

Login: bridge2

Password: abcd

For extra books to read the website Myon.co.uk has opened up their access to all the children in the United Kingdom to access books. <https://readon.myon.co.uk/index.html>

Thank you to the children that have sent in book reviews, we wonder if any of you might be inspired to read any of these books.

BOOK REVIEW


FLAT STANLEY BY JEFF BROWN

Stanley was sleeping when a bulletin board fell on him and that was how it all began. He could fit in a post card, get rolled up, fit into a picture frame, and even fly like a kite.

One day, Stanley became famous for catching some thieves but that changed. Everyone at his school and in the streets made fun of him because he was flat.

The main characters are the Lambchop family including Stanley, Arthur, Mrs Lambchop and Mr Lambchop. Stanley is my favourite character because he is flexible, can do lots of cool things and always comes up with lots of amazing plans.

I would recommend this book because it has a character that can do amazing tricks and it is very satisfying reading about what he can do.



Sam 2GD

What is the Title?
Rainbow magic. Nickie the holiday camp fairy

Who is the Author?
Daisy meadows

What happens in the Story?
Mean man Jack frost rewind camp for people by taking the fairies things because camp fires melts him. At the end Nickie gave the 2 girls and Ellie a bracelet each.

Is there a twist?
Yes. Jack frost was being mean because he was jelloss. He didn't tell them because he didn't no how.

What was your favourite part? Why?
When Jack frost stopt being mean because it made me feel safe and happy.

Who are the main characters and why?
Rachel and Kirsty because there on every page of the story!

Wich was your favourate characters why?
Nicki The holliday camp fairy because I like fairies.

Would you recommend this boock?
Yes because it's AMAZING!

Olivia 2RF

1st June 2020


Book Review By Hanna

Title: Puppy Place-Buddy


Author: Ellen Miles

Story: It's about 3 pups called Cinimmon, Loco and Buddy and their mummy Skipper finding their forever homes.

Favorite part: When Lizzie and Jack cared for Buddy when he was ill. It was my favorite part because it was kind of Lizzie and Jack to take care of Buddy when he was ill.



Main characters: Lizzie, Buddy and Jack (children). ~~Buddy~~ Buddy, Skipper, Loco and Cinimmon. Lizzie and Jack's Mum and Dad and brother ~~been~~ Ben. Jerry Small (bookshop owner) and Mary Thompson (garious other author).




Favorite character: ~~Buddy~~ Buddy because he is a cute dog with a shiny brown coat.

Reason for recommending this book: It's a great story about dogs and people caring!

Star rating: ★ ★ ★ ★ ★

Hanna 2RF

Thomas 2GD - Book Review



- Title: Stephen King's It
- Author: JOHN DEAN
- Main Characters: Chris Pines way

What happens in the story? Is there a twist?
I was in a game to be picked out to see me. I got to go. At the end the book was about the book.





What was your favourite part? Why?
When we (the kids) go to the town square because it was so big.

Which was your favourite character?
Why was he?

Charles and the Chocolate Factory WJC 1st June 2020

Thomas 2GD

We have a new reading challenge for you to have a go at over the next few weeks. There are 6 different activities for you to complete, you may only do 1 but you may decide to do more.

<p>Find a recipe, read it aloud and then help cook the dish with your family!</p> 	<p>Listen to an audiobook</p> 	<p>Create a reading fort in the living room and snuggle up inside with a good book.</p> 
<p>Explore your home library and choose a book you haven't read yet, but are excited to start!</p>	<p>Read a book of jokes and then try a few out on your friends or family.</p> 	<p>Find a word you don't know from your book and look it up in the dictionary</p>













Spelling

Use the Spelling Shed login (<https://www.spellingshed.com/en-gb>) to learn this week's spellings. There are lots of fun games to play and points that you can earn to jazz up your avatar as well as the leagues. This week the children will be learning to spell words with the suffixes – ful and – less for example colourful or hopeless.

Here is an extra spelling activity for you to try as well:

Rollin' Rainbow Spelling

Roll the dice and write your spelling word that number of times in the color listed.

	Spell the word in red.	
	Spell the word in orange.	
	Spell the word in yellow.	
	Spell the word in green.	
	Spell the word in blue.	
	Spell the word in purple.	

Can you practise spelling these words using the game opposite?

- treasure
- keep
- with
- amazement
- happier
- small
- always
- don't

Writing

Our English task this week is a little bit different with a link to what we have been thinking about during Eco time with Year 5. This week you are going to be creating a comic strip and the main character is going to be made out of plastic. A comic strip is a mixture of words and pictures which is a bit like a storyboard. Here is an example of a comic strip about the well-known story Little Red Riding Hood.



Early one morning ...

Take this basket to Granny.

I'm going to Granny's house!

Nearby a crafty wolf was watching.

Yum!

Granny lived on the other side of the wood.

Where are you going?

To Granny's house.

I'll run on ahead to Granny's house and get there before Little Red Riding Hood.

Why don't you pick some flowers?

What a good idea.

What are the key features you can see in this comic strip?

Hopefully you spotted:

- Pictures
- Speech bubbles
- Thought bubbles
- A mini title for example early one morning





Your first job is to watch this video clip but remember to press pause or stop when you need to make your creature made out of plastic.

<https://authorfy.com/10minutechallenges/>

You then need to find different plastic objects (maybe in your recycling bin) to create a main character for your comic strip it could be a person, an animal or maybe a bird.

Now you have created your main character you are now ready to plan your comic strip you will need to think of a problem and how it is solved. The plan below may help you to think about the different parts of your story.

STORY PLAN

What is it about?		
Beginning		
When? 	Where? 	Who? 
Middle		
What happened first?	What happened next?	What happened next?
End		
How did it end?	How did they feel? 	

Once you have created your plan you are ready to create your comic strip. Our top tip is do not draw too many boxes so we suggest a maximum of 6. Remember to include speech and thought bubbles, you may even be able to include some mini-titles to add a little detail on what is happening during your story. Last of all remember a comic strip is very similar to a storyboard we have created before. We have added a 6 box comic strip at the bottom for you to use if you would like.

Suggested Maths Activities

Maths

This week we have moved on to **Summer Term Week 6**. This week we will be revisiting our work on the 10 times table, division and odd and even number. Remember you need to begin by watching the video on the White Rose website and you then need to go onto the school website to download the worksheets. The links for each are below:

Videos: <https://whiterosemaths.com/homelearning/year-2/>

Worksheets: <https://www.bridge.kent.sch.uk/pupils/classes/year-2>

Our top tips for division are:

- Count how many groups have been made
- Count how many are in each group
- Remember when writing a division number sentence you always start with the largest number

When you move on to practising your 10 times table remember to count in 10s carefully and look at what is shown in the picture. Here is an example:



How many apples are on each tree? 10

How many trees are there? 3

There are 3 trees with 10 apples on each tree which would be $3 \times 10 = 30$

We have also included some extra challenges that you make like to try:

Let's Investigate
Write different number sentences using only these numbers and signs.

Let's Investigate


0	1	2	3	4
5	6	7	8	9


Using a set of 0–9 digit cards, investigate making two-digit numbers which can be divided by 3.


Here are three examples:

1	8	2	4
3	0		

What about using the cards to make two-digit numbers that can be divided by 4?

 **The Language of Maths**
 Always, sometimes, never true?
 Is Michael's statement always true, sometimes true or never true?
 Explain your decision.



 If a number can be divided by two and by five, then it can also be divided by ten.

Multiplication and Division

Well done to all of you who have been enjoying Times Table Rock stars. We can see that you have been working hard and hopefully you will have noticed that your recall time is improving each time. If not, set yourself a challenge to get quicker each time.

<https://play.ttrockstars.com/ttrs/dashboard>



Something Different – BBC Bitesize

If you would like to try something different, you may like to revisit some work on habitats or you may like to learn more about Australia. The links for these activities are below:

<https://www.bbc.co.uk/bitesize/articles/zhv8jhy>

<https://www.bbc.co.uk/bitesize/articles/zhvmt39>

Something Different - 30 Days Wild Challenge

We hope that some of you have enjoyed taking part in the 30 Days Wild Challenge and took some time to listen to the different birds you could hear in the garden.

This week your challenge is:



Lay in your garden and spend some time looking up at all the different shapes of clouds?

Project Time

Shang Dynasty

Over the next few weeks we will be setting you some topic based activities all about the Shang Dynasty. The word Dynasty means quite simply a succession of rulers from the same family. The Shang Dynasty were the earliest rulers in China.

Each week we will set you a theme to investigate each week. The National Oak Academy is a good starting point and we recommend watching the video first.

<https://classroom.thenational.academy/subjects-by-year/year-2/subjects/foundation/>

You may then like to do some of your own research.

Week 1: Where was the Shang Dynasty? What is an archaeologist? What do archaeologists do? What artefacts have been found to tell us about the Shang Dynasty? Can you find out and have a go at some Chinese writing?



Art Challenge

Mrs Smith has set an exciting new art challenge:

Draw and paint an Iguana

(or reptile of your choice).

In this project, you will sketch and paint an Iguana (or other reptile). You will consider your use of colour and experiment with mixed-media techniques to describe the texture and patterns of its skin.



Please email a photo of your work to Mrs. Smith
caroline.smith@bridge.kent.sch.uk

More details can be found on the school website.

Music Challenge

Mr Miles has set a new music challenge and is an around the world music quiz! Good luck to everyone that has a go. More details of both challenges can be found on the school website

<https://bridge.kent.sch.uk/school-life/coronavirus-covid-19/pupil-work>

Contact Details

gemma.dennett@bridge.kent.sch.uk

rachel.franks@bridge.kent.sch.uk

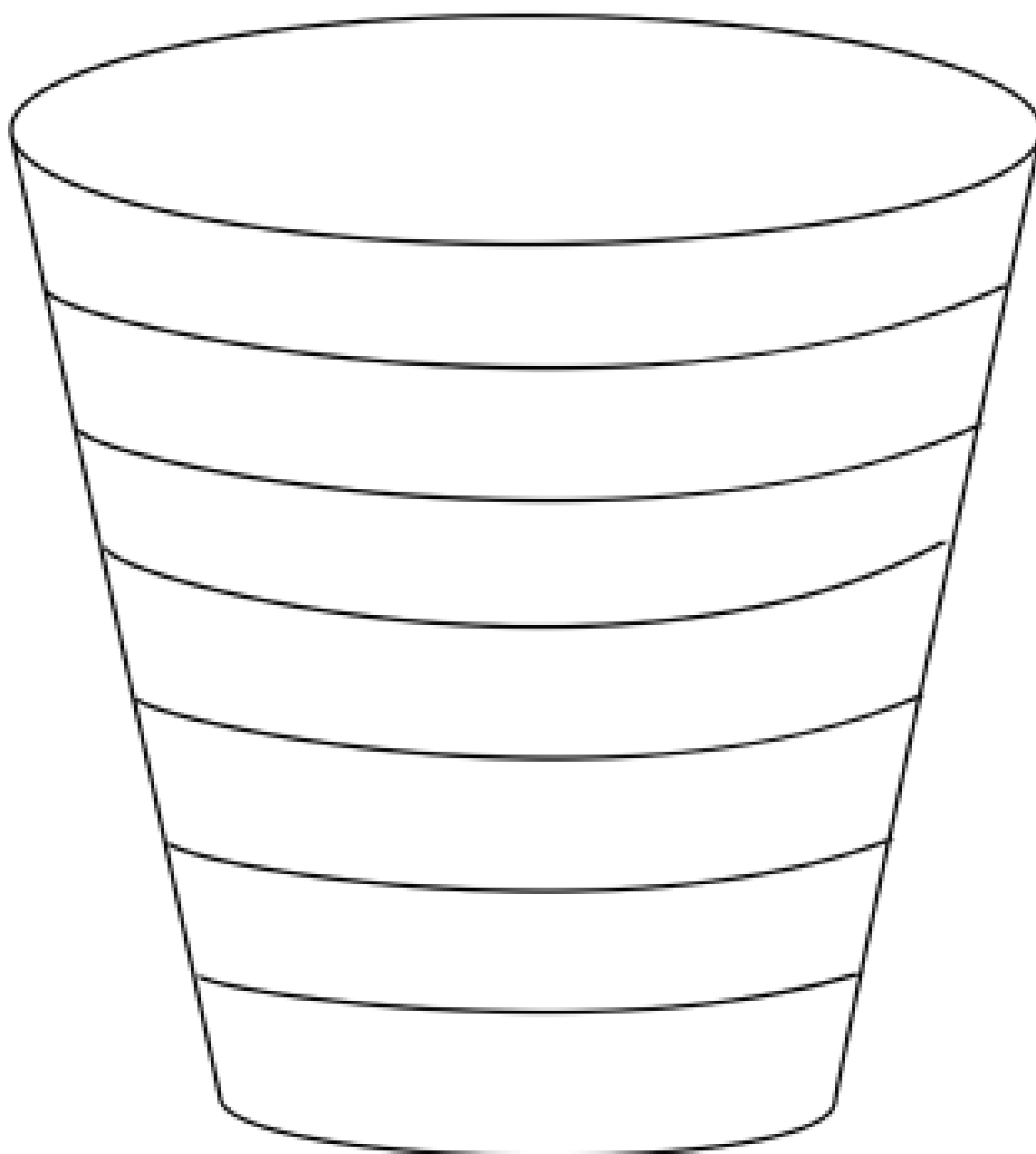
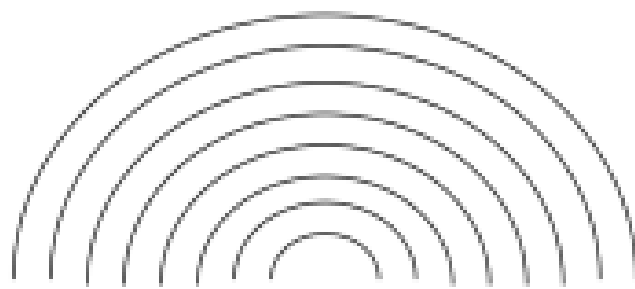
Thank you for all of your support and kind emails. We imagine it must be challenging to support your children with their learning at home, and we would like to extend our thanks to you for all the support you are giving your children in their learning and play; so many creative activities have taken place – you have done an amazing job. If your child would like to arrange a Zoom call with us please get in touch.

Kind regards,

Mrs Dennett and Mrs Franks



Happiness



What fills my bucket?
