

Year 5 – Term 3 Information and Key Learning

Welcome back to a brand new term, we hope you all had an enjoyable and relaxing Christmas. We would like to thank you for your kind cards and gifts and wish you a Happy New Year. We are really excited about the forthcoming term ahead of us. Below outlines our key learning for the term, please do not hesitate to ask any questions you may have.

Our learning this term

This term, in English, we will be using the focus text 'Red' to explore fractured fairy tales. The children will learn about the structure and features of fairy tales before writing their own twisted tale. We will then move on to explore the way baddies are portrayed in stories by reading the book, 'Inside the Villains' by Clotilde Perrin. The children will write on behalf of a famous fairy tale enemy, justifying their behaviour.


This term, our Maths focus will begin with Fractions: finding equivalent fractions, comparing and ordering, converting from proper to improper and adding and subtracting. We will then return to Multiplication and Division where the children will learn the formal written methods for these operations.

In Science, our topic is 'All Living Things'. We will be describing the changes our bodies go through from a newborn baby to old age by creating a timeline to indicate stages in human growth and development. Alongside this, the children will be researching the gestation periods of animals and comparing them with humans by finding out, and recording, the length and mass of a baby as it grows. In addition, we will be making our first visit to The Pig as part of their 'Adopt A School' program, which will see the children learning about the seasonality of the food they are growing.

The Big Question in RE is 'How can following God bring freedom and justice?' Children will be able to explain connections between the story of Moses and the concepts of freedom and salvation, using theological terms. Music will be with Mr Miles where the children will be learning to play the Ukulele. PE will be hockey this term, where the children will learn the skill and technique of this game. In Computing, the children will learn about Databases before creating their own on a topic of their choosing. Our Jigsaw topic this term is 'Dreams and Goals' where the children will think about their aspirations for the future. Finally, we have Forest School this term, so the children will get to spend time exploring the outdoor environment with Mrs Pearman each Friday.

Key Information

- Parent Sharing Assembly – Wednesday 15th (Maple) and Thursday 16th (Holly) January at 9:15am. Please join us in the hall to see what the children learnt last term about Civil Rights in America.
- PE days – Thursday (Hockey) and Friday (Forest School). Please ensure your child comes to school dressed in their PE kit and wearing trainers.
- Whole School Reading Competition – Please sign your child's reading record to inform us that they have read that night. Your child can then add their name to our class reading total.
- The school library has an array of books on offer. We are asking children to pick a quiz book (Accelerated Reader) and they may choose a free choice book if they would like.
- Spelling Shed - Each week a new spelling rule will be introduced in class with activities available to follow up at home.
- Times Tables – Please continue to practise times tables weekly. Children could use: Hit the Button, White Rose Maths app, Purple Mash, TTRS or be creative and design some 'times-tables' games. Please sign the back of the reading record as evidence of this.
- Parent consultations: Monday 27th January and Wednesday 29th January (4-7pm).
- Forest School – Each Friday morning. Please ensure your child is wearing warm clothes and bring a waterproof coat and wellies.
- Visit to The Pig – Monday 2nd February. Please ensure your child is wearing Forest School clothes this day.



English Key Learning Facts

Key aim: To read and spell Year 5 words

It is really important to try and keep practising your spellings. Each week, the children will be introduced to a new spelling rule and ten new spellings to focus on. We will send these spellings home every Monday for you to practise. We recommend 15 minutes per day.

Follow the link to find Spelling Shed (<https://www.spellingshed.com/en-gb>) to start practising!

Remember, there are other ways to practise your spellings too. Here are a few ideas:

Suggested Activities

Use the word - Making meaning helps us all to remember; if writing a sentence down is hard, talk the sentence out loud.

Spot the deliberate mistake - If you write out the words (and make a deliberate mistake) can your child find it (don't forget to tell them, you have made a mistake)?

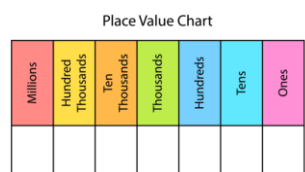
Mix it up - The key to spelling is practice, but don't feel like you have to use the same method all of the time. Try something different every day.

Mathematics Key Learning Facts

Key aim: To use the formal written method to divide and multiply.

We have been learning about factors, multiples, prime numbers, square numbers, cube numbers and how to multiply and divide by 10,100 and 1000. Please continue to practise these skills and vocabulary at home using the below examples to help you.

Multiply by 10/100/1000



Encourage children to use a place value chart.

If we are multiplying a number by 10, the numbers move one place to the left to make it ten times bigger.

X 100 two places to the left.

X 1000 three places to the left.

Square Numbers

$$4^2 = 4 \times 4 = 16$$

A square number is a number that is multiplied by itself.

1, 4, 9, 16, 25, 36... are the first six square numbers

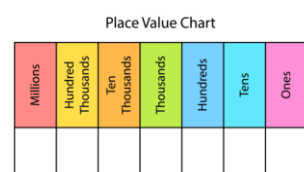
Cube Numbers

$$2^3 = 2 \times 2 \times 2 = 8$$

A cube number is a number multiplied by itself three times.

1, 8, 27, 64, 125... are the first five cube numbers

Divide by 10/100/1000



Encourage children to use a place value chart.

If we are dividing a number by 10, the numbers move one place to the right to make it ten times smaller.

X 100 two places to the right.

X 1000 three places to the right.

Prime Numbers

A prime number only has two factors. 1 and itself. For example 5 can only be made by 1 x 5. 13 can only be made by 1 x 13. The first six prime numbers are 2, 3, 5, 7, 11, 13.

2 is the only even prime number

Factors

A factor is a number that you multiply by another number to get a product. EG. The factors of 12 are 1, 12, 2, 6, 3 and 4.

Multiples

A multiple is the result of multiplying two digits /numbers together. EG. Some multiples of 6 are: 12, 18, 24, 60, 600 (any numbers that are divisible by 6)

Thank you for your continued support.