

Year 5 – Term 5 Information and Key Learning

We hope you all had a lovely Easter break. Here's to a busy, productive and enjoyable term 5 – a term packed full of great learning opportunities. The information below shows some of the things the children will be learning and how you can help support them at home. Please do not hesitate to ask any questions you may have. We are really looking forward to a busy and engaging term with the children.

Our learning this term


This term, we will be focusing our English learning around the book 'Clockwork' by Phillip Pullman. The children will analyse the way the author has used sentence structure, punctuation and vocabulary for effect whilst incorporating these key skills in their own mysterious story endings. Design and Technology with Mrs Smith will offer the children the opportunity to design and create a moving figure using cams or lolly stick structures and we will be using 'Clockwork' as our inspiration for these ideas. This term, our Maths focus will begin with Perimeter and Area.

We will look at different methods for measuring the perimeter of a range of shapes before moving onto estimating and calculating their area. After this, we will study Statistics where the children will read, draw and interpret various kinds of graphs and tables. Science will engage the children in the topic of 'Properties and Changes of Materials' where they will explore and compare the properties of a broad range of materials, investigate changes that are difficult to reverse, dissolve substances into a liquid to create solutions and find different ways to separate mixtures. In Geography, we have an exciting unit called 'Water World'. The children will be looking at different water sources, the features of rivers and the water cycle. This unit gives us lots of opportunities for real-life experiences and we are kicking off the term with a visit to the River Dour in Dover, along with a specialist coming into school to help compare this with our closest river, the Nailbourne.

The Big Question in RE is 'What does it mean to be a Muslim living in Britain today?' The children will make connections between Islamic practice, teachings from the Qur'an and their beliefs about Allah. Children will also learn about the Five Pillars of Islam which each Muslim aims to live their life by, and make links to how this looks in Britain today. Music will be with Mr Miles where the children will continue to learn about composers around the world and how to recreate some of their music. PE will offer the children the opportunity to develop their Rounders skills. 'Relationships' is our topic for PSHE this term. The children will be continuing with their Mandarin learning each Friday afternoon and it is great to hear the children trying to use the language they have picked up. Finally, the children will be having Forest School sessions on a Friday morning with Mrs Pearman this term.

Key Information

- PE days – Monday (Rounders) and Friday (Forest School). Please ensure your child comes to school dressed in their PE kit and wearing trainers.
- The school library has an array of books on offer, please remind your children to use it at break and lunchtime!
- Don't forget Timetable Rockstars, Spelling Shed and Wordshark to continue practising times tables and spelling. Children must have their reading record signed in order for their practise to count towards the final total.
- Please do encourage your children to read, or be read to, on a daily basis and get their reading record signed by an adult in order for them to earn points for their class.
- Forest School will be happening each Friday. Please ensure your child wears the appropriate clothing and brings a change of footwear with them.
- 28th, 29th and 30th April – Bikeability (Please see separate email).
- 6th May – River Nailbourne school visitor.
- 14th (Maple) and 15th (Holly) May – Dover River Dour Trips (Please see separate email).



English Key Learning Facts

Key aim: To read and spell Year 5 words

It is really important to try and keep practising your spellings. Each week, the children will be introduced to a new spelling rule and ten new spellings to focus on. We will send these spellings home every Monday for you to practise. We recommend 15 minutes per day.

Follow the link to find Spelling Shed (<https://www.spellingshed.com/en-gb>) to start practising!

Remember, there are other ways to practise your spellings too. Here are a few ideas:

Games - Can your child guess which word you are thinking of, based on your clues? Can they match the word to the picture? Can you guess the word based on their clues?

Understanding - Check that your child knows what the word they are learning to spell means.

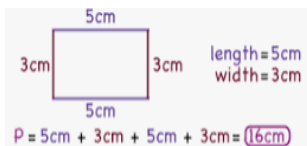
Recognise the positives - If you are checking spellings with your child, tick all the bits they got right. Everyone likes lots of ticks.

Mathematics Key Learning Facts

We have been learning how to calculate the area and perimeter of different rectilinear and compound shapes. Can you find different objects around your house and calculate the area and perimeter? There are some top tips below to help you.

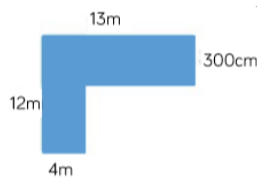
Perimeter

1. Check all units are the same – if not convert them.
2. Calculate any missing sides.
3. Carefully **add** all the sides of the shape – use column addition to be more accurate.
4. Write your answer – don't forget to include the units!



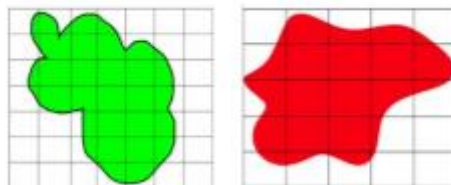
approximate
estimate
centimetre
length
width
 cm^2/m^2

What's the
area/perimeter?



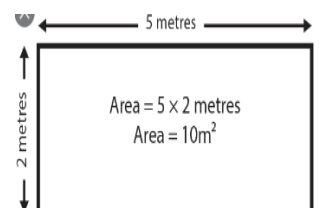
Extra Challenge

Each square is 1cm by 1cm, what is the approximate area of the shape? How could you calculate the perimeter?



Area

1. Check all units are the same – if not convert them.
2. Calculate any missing sides.
3. **Multiply** the length by the width.
4. Write your answer – don't forget to include the units! (cm^2/m^2)



Thank you for your continued support.