

Year 6 – Term 4 Information and Key Learning

Welcome Back!


Welcome back to an exciting term 4 everyone! We hope you and the children have all had an enjoyable and restful half-term holiday and are ready to get stuck into Term 4. This newsletter will cover all of the key learning taking place in this term and any key events and information that you need to know about.

Our learning this term

Our topic for this term is the Vikings. As part of their learning, the children will explore the invasion that took place in Britain and the mythology that surrounds these fascinating people. To link with our topic, the children will be using ideas from the story of How to Train Your Dragon to inspire their own narratives. We will start by looking at fictional Viking settings, before learning about how Vikings are stereotyped. We will also cover the fundamentals of how and why their invasion took place. The children will then have the opportunity to study Scandinavia as a whole in Geography; locating key places and physical features of the countries together with looking at climate and landscapes.

In maths, the children will complete their learning on fractions, decimals and percentages before looking at how to calculate the area, perimeter and volume of 2d and 3d shapes. The children will then move on to creating and interpreting bar graphs and pie charts, as well as the skills involved in interpreting these accurately.

Our science topic for the term is Electricity, where the children can use and apply their scientific knowledge of circuits and the principles of electricity to greater effect. Our PE sessions will focus on gymnastics and Tri-Golf activities, where the children will learn to apply skills learnt from previous lessons in sequences (gymnastics) as well as developing their striking and technique (Tri-Golf). In the final week of term, the children will be watching the fantastic performance of Chitty Chitty Bang Bang. Before this, the children are going to begin practising a variety of musical genres using technology as well as some songs from the show with Mr Miles. Scripts for auditions will be sent home over the Easter holidays. In RE, the pupils will learn to compare and contrast another World religion to Christianity.



Key Information

- Weekly Spellings:
Set – **Monday**
Tested – **Friday**
- Weekly home learning:
Set – **Friday**
Completed by – **Friday**
Please could you encourage your children to complete this where possible.
- PE days will now be on a Monday (Tri-Golf) and Tuesday (Gymnastics) and please ensure your child has suitable kit.
- Please do encourage your child to read on a daily basis and get their reading record signed by an adult in order for them to earn points for their class towards the intra-school reading competition.
- World Book Day Thursday 6th March.
- Chitty Chitty Bang Bang, Marlowe Theatre. 6th April, 7pm

English Key Learning Facts

Key aim: To read and spell Year 5 & 6 common exception words

Spelling Shed

Along with the common exception words below, this term the children will also be set a list of words with a spelling rule each week from Spelling Shed every Monday. These words will be sent home on a Monday (as well as uploaded as activities on Spelling Shed for the children to practise at home) with a spelling test in class on Friday. Remember just 5 minutes' practice a day goes a long way!

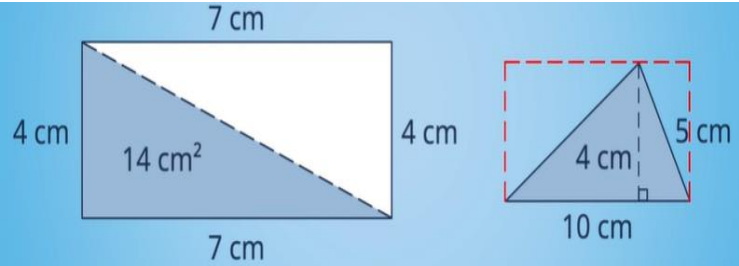
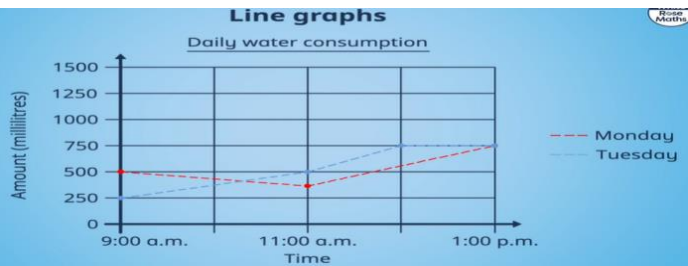
Also here is a reminder of some of the key words children should be able to spell by the end of Year 6.

profession	programme	pronunciation	queue	recognise	recommend	relevant
restaurant	rhyme	rhythm	sacrifice	secretary	shoulder	signature
sincere(ly)	soldier	stomach	sufficient	suggest	symbol	system
temperature	thorough	twelfth	variety	vegetable	vehicle	yacht

Mathematics Key Learning Facts

Key aim: To solve equations using a range of formulae

By the end of the term we will have covered the following.

Area, perimeter and volume	Statistics
	
<p>The children will learn to initially find missing sides on 2d and 3d shapes, which will then aid them in finding areas, perimeters and volumes.</p>	<p>The children will learn to use a ruler to help with line graphs as well as using calculation methods, including finding percentages, to interpret data and use it to draw conclusions.</p>

Calculating Percentages

- % Percent means out of 100
- When finding 1% of an amount you divide by 100
- When finding 10% of an amount you divide by 10
- When finding 50% of an amount you divide by 2
- When finding 25% of an amount you divide by 4

$1\% = 1/100 = 0.01$	$10\% = 1/10 = 0.1$
$20\% = 1/5 = 0.2$	$25\% = 1/4 = 0.25$
$50\% = 1/2 = 0.5$	$75\% = 3/4 = 0.75$

When finding 75% of an amount you would divide by 4 and then multiply by 3

Thank you for your continued support.