



Bedrock Vocabulary



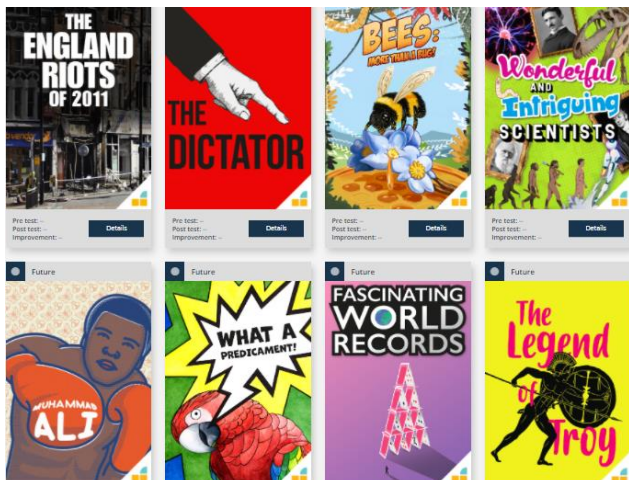
- TIPS TO SUPPORT YOUR CHILD WITH READING:**
- Promote the use of Bedrock Vocabulary.
 - Ask your child questions about the set texts they are studying in school.
 - Let your child choose what to read, rather than choosing what you think they should read.
 - Encourage your child to read magazines, comics, newspapers and the internet as well as books.
 - Talk to your child about books or magazines you haven't enjoyed, as well as things you love.

Burscough Priory Academy are excited to be introducing Bedrock Vocabulary to years 7, 8 and 9. This online system is a tool to help students develop a wide vocabulary, enhancing their learning in school and supporting independence at home.

Students have been given their log in details in school and have also written them in their back of their exercise books. Further to this, students have been given an access code which parents can use to log into Bedrock and view your child's progress. You will be able see the vocabulary your child is learning, which we encourage you to use in conversation at home. Please find this code within your child's English exercise book, alongside their own log in details.

All students should have now completed their baseline test, either at home for years 8 and 9 or in school for year 7. Following this, students will be set 1-2 homework tasks a week to complete learning on their assigned lessons on Bedrock. Students can complete more than this if they choose and we will be rewarding those who make the most progress and improvement each half term!

As your child progresses through the curriculum, they will study hundreds of words, whilst reading fiction and non-fiction texts regularly across a wide range of topics, supporting them in all areas and subjects of their learning. They will also be able to access a personalised vocabulary knowledge organiser to practise using this vocabulary, and you can see and edit this yourself!




What will students be studying this term?

All students in Years 7, 8, 9 and 10 are currently studying a text within their lessons. We have been so impressed with how many Year 9 and 10 students have bought their own copies of the GCSE text they are currently studying. This has meant students have been able to annotate their own copies in lesson and are building valuable GCSE revision resources for the future. If your child in Year 9 or 10 hasn't yet got their own copy of Macbeth or An Inspector Calls please see the announcement sent via Classcharts which details the copies we recommend.


Year 7: Frankenstein

Philip Pullman's playscript adaptation of Mary Shelley's novel Frankenstein. Students will read this adapted play focusing closely on the historical context and the features of a playscript.




Year 8: Animal Farm

Students will read George Orwell's seminal novel, building on their previous contextual knowledge and focusing closely on writer's message and intentions.



Year 9: Macbeth


Students will begin to explore one of Shakespeare's most famous tragedies. Students will develop their understanding of plot, characters and themes while developing their analytical skills.



Year 10: An Inspector Calls / Transactional Writing

Students will study J.B Priestley's play An Inspector Calls. They will develop their knowledge of plot, key characters and themes whilst learning about the key contextual issues in order to comment effectively on Priestley's didactic message.

Alongside this, students will be learning how to plan, write and proofread: letters, essays, leaflets and article. They will also deliver a speech on a topic of their choosing as part of their GCSE Spoken Language component.



Our set texts at GCSE are: Macbeth, by William Shakespeare; An Inspector Calls, by J.B Priestley and The Strange Case of Dr Jekyll and Mr Hyde, by Robert L. Stevenson