

Blended Learning

This will be work set for you to complete if you are at home with Covid and are well enough to work. It is work that will be covered in class for the students that are in school.

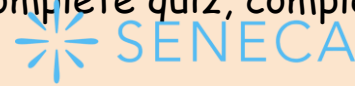
Where to find your blended learning lesson

1. On Google Classroom . It will have the date in the title to help you find it. There will be a link from your ClassCharts to help you locate this.
2. Your lesson maybe a presentation on slides or link to an online lesson, that will be a recording of a teacher from BPA or another one. It could be a link to a different website for learning.



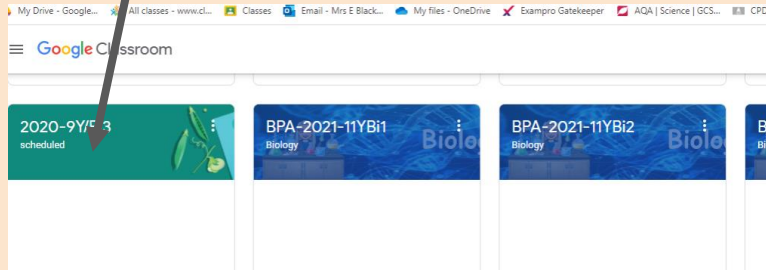
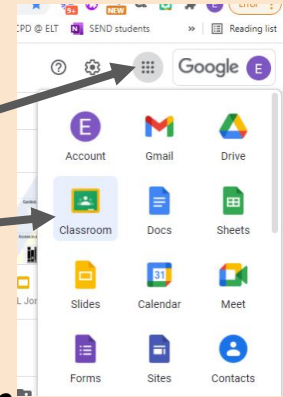
Instructions will be clear in the lesson -it may include: complete quiz, complete work in books or a provided worksheet.

3. The teacher will tell you how to **submit** your work for checking. This could be an assignment in your google classroom or showing the teacher your work in your subject book the next time you are in lesson.



How to access lessons on Google classroom

1. Log into your Google drive using your school account
2. Click on the waffle in the top right hand corner
3. Click on the Google Classroom icon
4. Click on the class you have
5. Look for the lesson that has been set in your classroom



What are you expected to do for a blended learning lesson?

1. Find your lesson in your *Google Classroom* - it will be there before the lesson has finished that day
2. Follow all instructions in the lesson
3. If you have been asked to submit (turn in) work then it will be as an assignment in **Google Classroom** (not *ClassCharts*) or hand in book when you are back in school
4. You are expected to produce work of a high standard which shows care and effort have been taken to complete the work and present it neatly. Date and title needs to be on all pieces of work and underlined. Attempt all written work in full sentences and make sure grammar and spelling are checked

Remote Learning

This would be when a whole year group is working from
home



Where to find your remote learning.

This may be in the form of a prepared lesson on your *Google Classroom* (like the blended learning).

OR it could be a live lesson that has been scheduled on **Google Meet**.

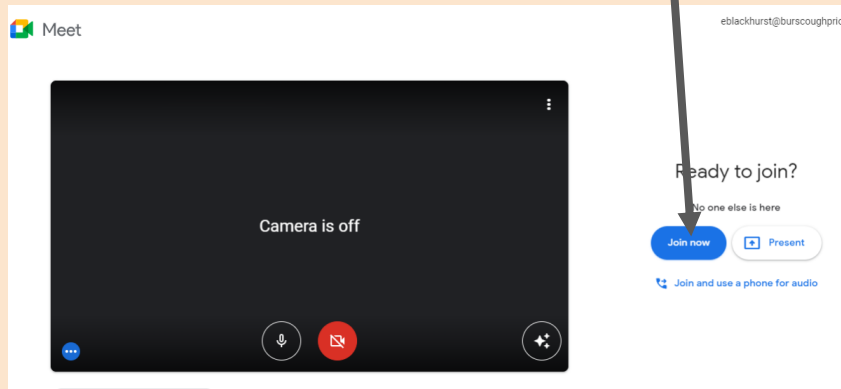
Your teacher will give instructions on your *ClassCharts* where your work /live lesson is to be found including the time of the live lesson.

If it is a **live lesson** on *Google Meet* then you will have a link to click on in *ClassCharts* and in your *google classroom*.

How to find your live lesson

To join the session, you need to:

1. Log on to your ClassCharts and click on the live lesson link
2. Join the lesson with your camera and microphone off and wait to be admitted



What will a live lesson be like?

In a live lesson you will be greeted by a teacher from the subjects department (it may not be your usual teacher) an activity will be on screen for you to start.

You will have a book provided for your remote lessons if you need it, work is to be written on one side of a page to enable the pages to be taken out and given to the relevant teacher. Your teacher will direct you with which book to use.

The teacher will explain what the lesson covers and will teach you some new content. You will then have a task to do on what you have learnt.

The teacher may then open the chat to allow any questions you have.

You will be told if there is any work to submit (turn in) on your google classroom, or if the work is in your book. There may be worksheets or other material to use in the classroom, your teacher will tell you this.

How Should I Behave Online During a 'Live' Session?

When you take part in a 'live' session, you must conduct yourselves appropriately at all times, in the same way you would be expected to in school. I agree to:

- Use my school google account to join a meeting
- Attend the lesson- (if you are not marked as ill on our registers then attendance is compulsory and lack of attendance will be followed up)
- consent to the meeting being recorded by school, for everyone's safety
- leave my camera switched off
- pin the teacher on the screen so I can see them
- dress appropriately for the meeting
- take part in the meeting in a public part of the house
- join the meeting and mute my microphone to start the session
- use the chat function to ask a question when the chat is open
- mute or unmute my microphone if asked to so that I can communicate with school staff
- use polite, professional and appropriate language in the Google Chat or when I talk in the session
- never share my screen unless directed to by the school staff
- never display an inappropriate or offensive profile picture
- leave the session immediately when asked to by my teacher

Feedback

You may receive feedback your blended learning and remote learning in a variety of ways and this will be clear from your teacher.

1. You may get a voice recording using mote on a submitted piece of work in an assignment
2. You may be asked to hand in the written piece of work from your books (or a page in your remote learning book) to be checked
3. You may get feedback as part of a whole class feedback session from your teacher when you are back in school



Help videos links

Introduction to Google Classroom:

<https://www.youtube.com/watch?v=-HasLA6Vcg>

How to upload a photo to your google classroom as an assignment

<https://www.youtube.com/watch?v=STRgCq-yVaQ>