



















Burton Agnes CE Primary School

Outcomes from 2015 -2016

2016 was the first year of the new Key Stage 1 and 2 tests in reading, maths and grammar, punctuation and spelling. The tests assess children against a national standard. This year's tests are the first to reflect the new primary curriculum, which was introduced in 2014. Results are no longer reported as levels and each pupil now receive their test results as a scaled score and whether they have met the new standard.

End of Key Stage 2 Data 2016 (Year 6)			
		National	Burton Agnes
Reading	% meeting National Standard	66%	92% 
	% attaining a higher standard (110+)	19%	17%
	Scaled Score average	102.6	105 
	Progress from KS1 to KS2	-5	+16 
Grammar, punctuation and Spelling	% meeting National Standard	72%	92% 
	% attaining a higher standard (110+)	22%	42% 
	Scaled Score average	104	108 
Writing	% meeting National Standard	74%	83% 
	% attaining a higher standard (110+)	15%	25% 
	Progress from KS1 to KS2	-7	0 
Mathematics	% meeting National Standard	70%	92% 
	% attaining a higher standard (110+)	17%	33% 
	Scaled Score average	103	106 
	Progress from KS1 to KS2	-5	+16 
% of children meeting the standard in reading, writing and mathematics combined		52%	67% 
% of children achieving a higher standard in reading, writing and mathematics combined		5%	17% 
End of Key Stage 1 Data 2016 (Year 2)			
Reading	% meeting National Standard	74%	58%
	% working at greater depth	17%	25% 
Writing	% meeting National Standard	65%	42%
	% working at greater depth	13%	17% 
Mathematics	% meeting National Standard	73%	67%
	% working at greater depth	18%	17%
Year 1 Phonics Screening Test			
% of children passing		81%	100% 
Early Years Foundation Stage - Reception			
% of children reaching a good level of development (GLD)		68%	64%