



Welcome to GCSEPod

Skip to slide 30-31 if you only want information on how to log in.

The Power of Pod

We have invested in an award-winning **digital content and learning provider**, called GCSEPod.

Pod Credentials:

- Supporting students at KS4 for over 10 years
- Used in over 1,300 schools worldwide
- Recommended by the Association of School and College Leaders
- Winner of multiple educational technology awards:



AWARDS




GCSEPod helps your child to:



Accelerate progress
and raise results.

Consolidate subject knowledge
and improve recall.

Improve engagement and encourage
independent learning.



When used effectively, GCSEPod can have a BIG impact on final grades

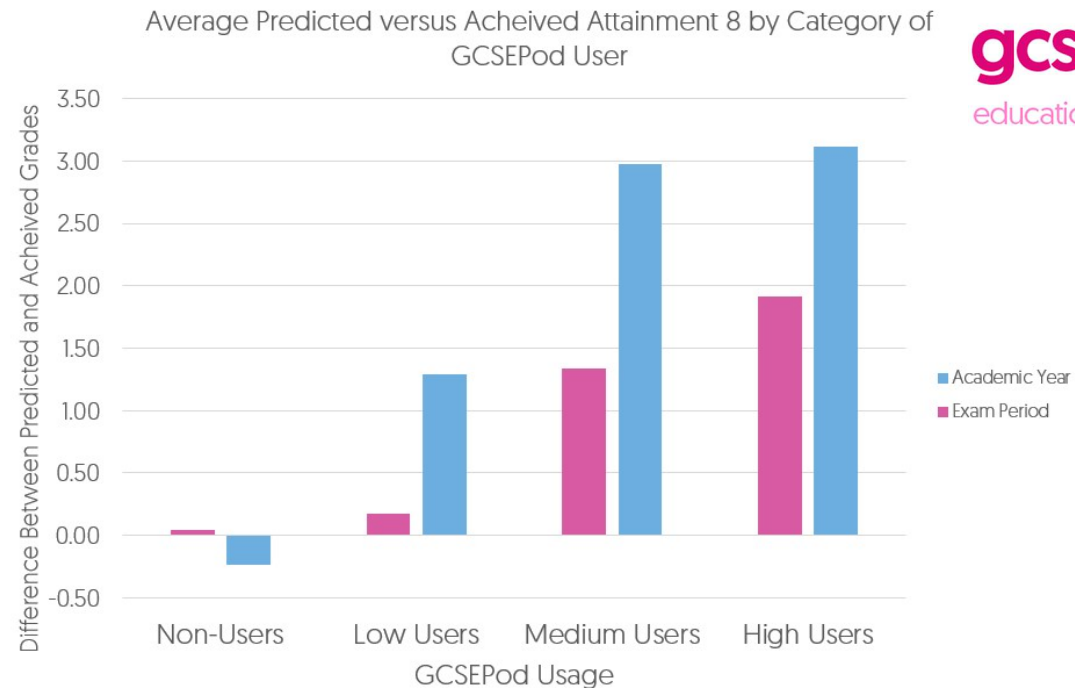


gcsepod
education on demand

Data from over 2,200 students shows that higher GCSEPod users are more likely to exceed their predicted grades by a larger margin than those who don't use GCSEPod.

High academic year usage yielded a greater impact than high usage in just the exam period.

On average, highest users received 3 grades higher across their subjects than predicted.



High Users = average 122 Pods watched in academic year

Medium = average 34 Pods watched in academic year

Low = average 6 Pods watched in academic year

Non Users = 0 Pods watched in academic year

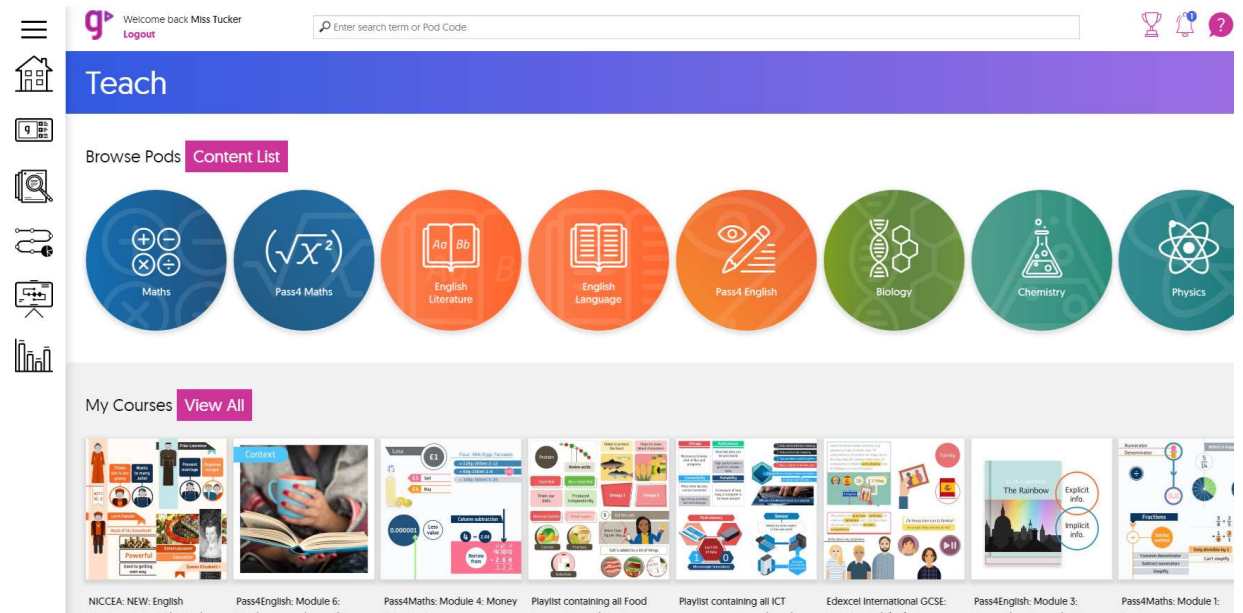


What's included?



Independent learning and revision materials:

- 27 GCSE subjects.
- Exam board specific playlists.
- Available on computer, phone or tablet.
- Apps available for Android and Apple.



What's included?



Independent learning and revision materials:

- Each topic contains a playlist of 3-5 minute videos called “Pods.”
- Pods contain all key words, facts, quotes and labelled diagrams for full understanding.
- Can be watched online or downloaded for offline viewing (like BBC iPlayer).
- Students can organise Pods into playlists and favourite Pods to return to (like YouTube or Spotify).



Let's watch an example Pod



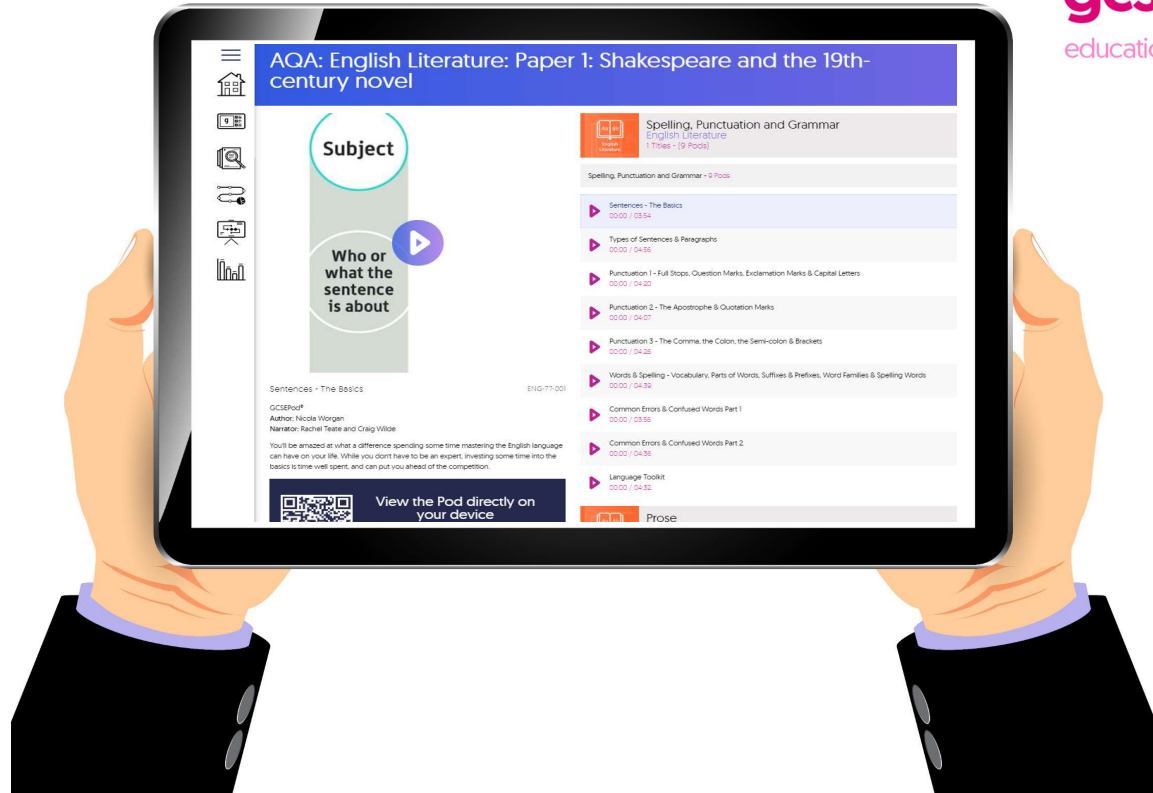
<https://www.gcsepod.com/our-pods/>



What's included?

Exam specific revision:

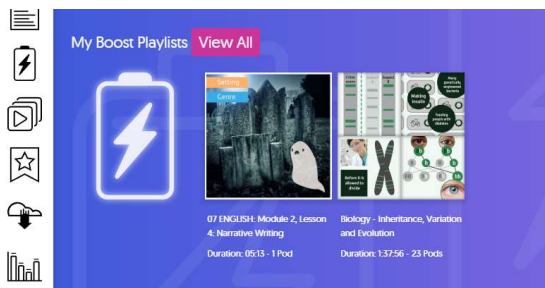
- Each upcoming exam has a corresponding playlist.
- Exam playlists contain all the Pods relevant to that specific paper.
- An exam timetable includes the exam dates.



What's included?

Assessment and homework:

- Assessment and homework can be set on GCSEPod.
- Assignments can be completed on any device and students receive instant results (unless free text questions are included).
- If students do not achieve 100% in an assignment, a **BOOST PLAYLIST** will be automatically generated containing videos to help fill the identified knowledge gaps.



Narrative Writing: The Basics

ENG-152-003

Questions:

01 Which of the following statements is not true?

Select One

A: It's a good idea to plan in advance and decide what type of story you want to write.	B: You should decide if you want to write in 1st, 2nd or 3rd person.
C: You should introduce your main character and set the scene in the opening paragraphs.	D: The more complicated the structure and story, the better.

[Overview](#) [Next](#)

[Save](#) [Submit](#)



gcsepod
education on demand



How to ensure your child benefits from GCSEPod...

Anywhere, Anytime



gcsepod
education on demand

To the shops

At school

In the car

On holiday

At home

On the paper round

Travelling to and from school

At the gym

My son found the GCSEPods very handy as he could listen to the videos on the school bus in the morning.

He did really well in his GCSEs so we both appreciate your resources very much.

Parent

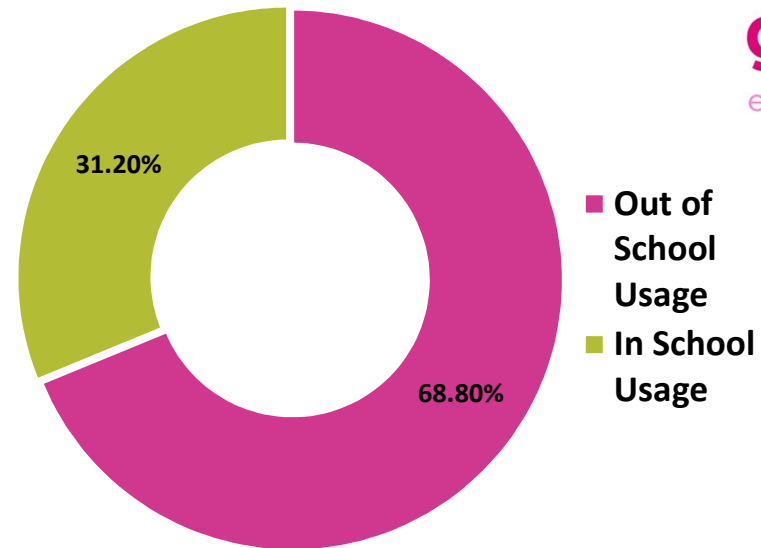


Maximise learning time at home

- If your child is stuck on homework, search for the relevant GCSEPod video using the search and watch the Pod together:



- Encourage your child to watch a Pod video rather than Googling the answer to a question.
- Listen to Pods together and test each other on what you have learned.
- Use the Pods to brush up on your own knowledge before helping with homework.



Over 31 million Pods have been watched on GCSEPod.

68% have been watched out of school hours.



Tips for using GCSEPod with your child




1. Watch **online** or **offline!** Download Pods to a mobile device before travelling. This way you can make normally wasted time into productive learning time.
2. Create **Playlists!** Use the **My Playlist** area to create bespoke playlists on topics that they may find challenging. This gives fast access to Pods that will help to fill in knowledge gaps.
3. Use **memory cards!** Watch the Pods and then together write **key facts, dates, diagrams and quotes**. Then test their knowledge to see how much they remember.

Top Tip Turn it into a competition and reward your child for correctly answered questions.*



Did You
KNOW



If you were to purchase GCSEPod privately, it would cost £200 per year.

Ensure your child makes the most of their free access through the school.




The advantages of using GCSEPod...

How GCSEPod can help your child



1. Make **learning and revision much more manageable.**
2. Enhance **subject knowledge recall.**
3. It allows you to **get involved with your child's progress.**
4. Improve your child's **confidence and motivation.**
5. Pre-made exam playlists help to **organise revision.**
6. Takes the **stress out** of learning.




GCSEPod helped my daughter enormously with her GCSE revision. The Pods were clear and easy to understand and she could write notes while they were on.

I remember helping her revise and any concept she didn't understand she'd say 'don't worry, I'll watch that on GCSEPod'.


Next time I tested her on the topic she would have a full understanding. It was a great help in her achieving her excellent GCSE results.

Parent



Evie had an amazing set of results, mainly 8s and 7s! I think GCSEPod is really helpful - especially for her science subjects (she did combined science) and got 8, 7 - brilliant!

Parent



Wow! Emma actually asked if GCSEPod counted as revision as she can't believe it! I can't believe it either! How fantastic to have a resource that meet students on their level, I am blown away! She actually does not feel as though she is doing revision!

Parent



gcsepod
education on demand



Optional section

If you have limited time, the following slides can be missed to provide a shortened presentation.

Pick up the main presentation again at slide 31.



EXAM SUCCESS

Retrieval Practice

Practice bringing information from memory for better results.

“**Retrieval Practice**” is a learning strategy where we focus on getting information **OUT**. Through the act of retrieval, or calling information to mind, our memory for that information is strengthened and forgetting is less likely to occur.



gcsepod
education on demand





EXAM SUCCESS

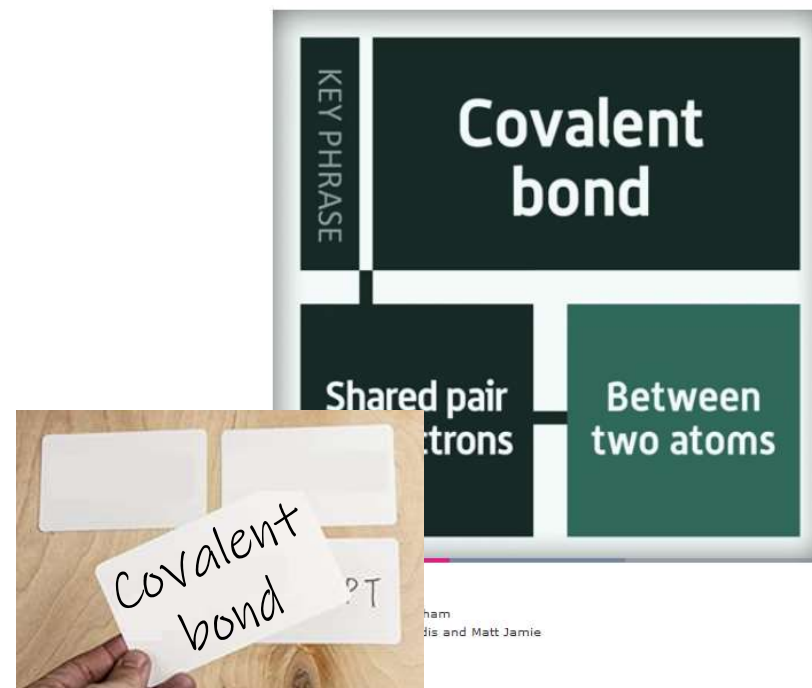
Retrieval Practice

Practice bringing information from memory for better results.



At-home activities using Retrieval Practice

- Watch a Pod with your child.
- Ask your child to write key words on a flash card.
- Watch the Pod again – your child should summarise their knowledge of each key word on the back of each flash card.
- Allow your child time to flesh out their cards with as much information as they can remember.
- Test your child by asking them to define the flash card words without looking.



EXAM SUCCESS

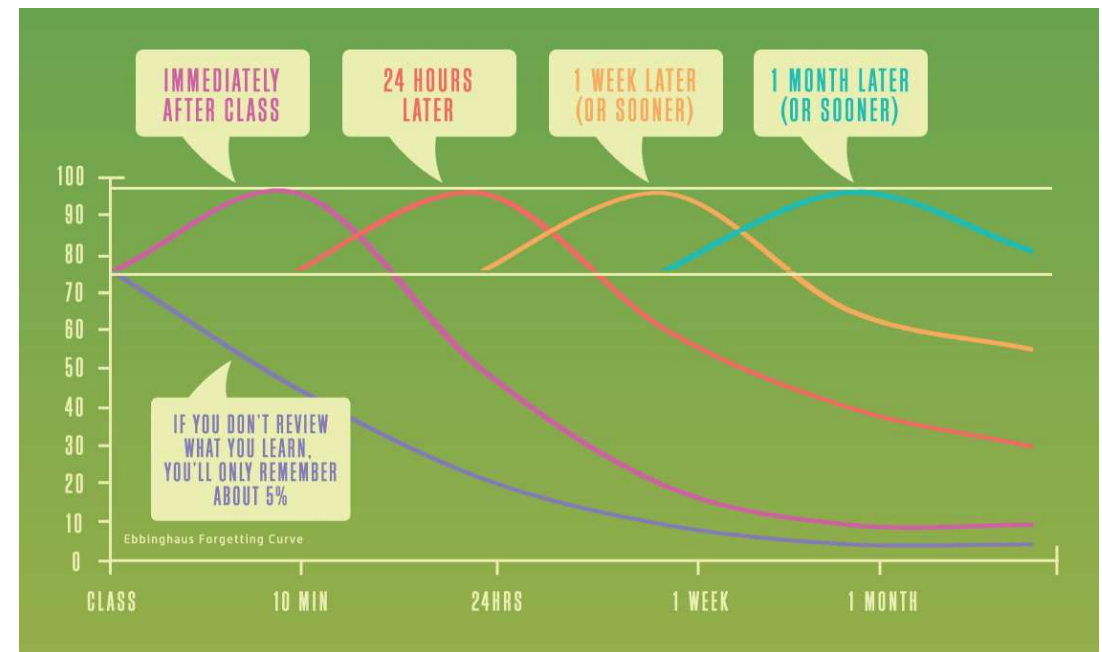
Spaced Practice

Practice bringing information from memory for better results.



gcsepod
education on demand

It has been proven that by reviewing at regular intervals, you can reduce how much you forget to just 10%.



EXAM SUCCESS

Spaced Practice

Revise, rest, repeat.....space out revision for better results



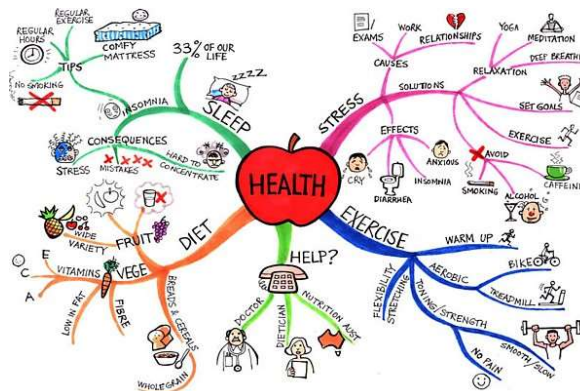
gcsepod
education on demand

Reviewing 4 times within a month can help you remember nearly 100%

Immediately After Class

Mind Mapping

Encourage your child to watch a Pod and write down all the key words. Then, from memory, ask them to fill in as much information as they remember on a mind map.



4 Hours Later

Review Maps

Cover your child's mind map and see how much they remember. Highlight the information they couldn't remember and recommend revising the topic again.



EXAM SUCCESS

Spaced Practice

Revise, rest, repeat.....space out revision for better results




Reviewing 4 times within a month can help you remember nearly 100%

1 Week Later

Memory Cards


Encourage your child to create their own questions with the answers on the reverse. Then, test their knowledge.



1 Month Later

Past Papers

Encourage your child to watch GCSEPod's Pods again and then practice past papers.



EXAM SUCCESS

Dual Coding

The Science behind why students get better results with the help of GCSEPod.



gcsepod
education on demand



Combine both words and visuals for quicker and stronger recall



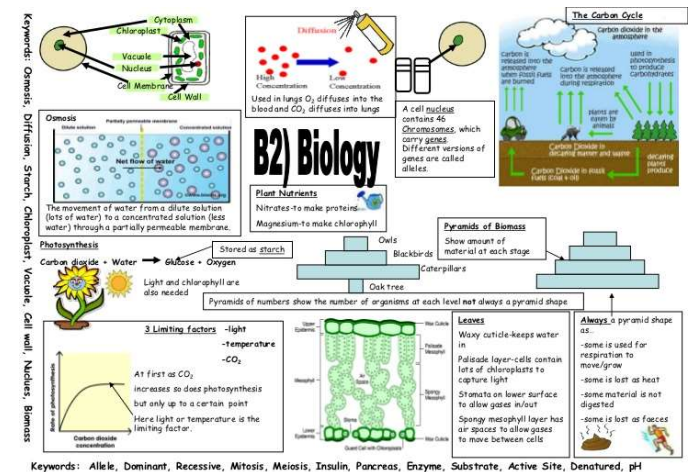

EXAM SUCCESS

Dual Coding

The Science behind why students get better results with the help of GCSEPod.



Just reading text alone improves our memory by 10% in 3 days but looking at the picture we are likely to remember 65%.



Watch a Pod together, then using the images from the Pod, suggest your child draws a poster combining the images with keywords and definitions. Copying the labelled diagrams in the Pods helps the knowledge to stick!



EXAM SUCCESS

Interleaving

Interleave revision to remember more



gcsepod
education on demand



Interleaved practice is a learning technique that involves switching between topics and ideas and has been shown to improve long-term learning relative to blocked study of the same idea or topic.



EXAM SUCCESS

Interleaving

Interleave revision to remember more



- Ask your child to create a learning/revision timetable using the interleaved practice example below. They should choose topics that are similar and related either from the same subject or a different one.
- The Pods on GCSEPod are set out in a very clear and organised way. This makes it easier for your child to plan out their revision so that similar and related ideas and concepts, such as in Maths and Science, are studied together and in different orders, rather than separately and/or always in the same order.

Less Effective Blocked Practice

Monday	Tuesday	Wednesday	Thursday	Friday
Topic 1	Topic 2	Topic 3	Topic 4	Topic 5
Topic 1	Topic 2	Topic 3	Topic 4	Topic 5
Topic 1	Topic 2	Topic 3	Topic 4	Topic 5

Highly Effective Interleaved Practice

Monday	Tuesday	Wednesday	Thursday	Friday
Topic 1	Topic 4	Topic 2	Topic 5	Topic 3
Topic 2	Topic 5	Topic 3	Topic 1	Topic 4
Topic 3	Topic 1	Topic 4	Topic 2	Topic 5

- Your child can watch the Pods on each topic and then complete active tasks from the previous slides.



Optional section

If you have limited time, the following slides can be missed to provide a shortened presentation.

Pick up the main presentation again at slide 31.

How Your Child Will Access GCSEPod



1

Go to: <https://members.gcsepod.com>

2

Below the log in section on the right, click office 365 log in.

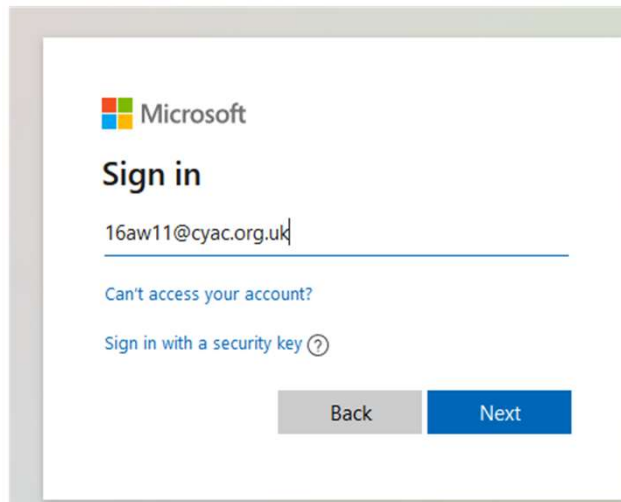


How Your Child Will Access GCSEPod



3

Then input email address will be username@cyac.org.uk (eg 16aw11@cyac.org.uk)



4

Then you put in your username and password, which is the same as the one you use for microsoft teams.

This will then give you access.



SUPPORTING YOUR CHILD THROUGH THEIR GCSES

GCSE examinations can be a worrying prospect for your child and they will be under a great deal of pressure with deadlines and examination preparation. Here's how you can help.

POSITIVE START TO THE DAY

The beginning of the school day can be a rush for everyone. Here are some tips for a routine in the morning and evening to help the day start smoothly and with minimum stress.

The night before
Encourage your child to pack their school bag and lay out their uniform before going to bed each evening.

Breakfast
Try to make sure your child eats breakfast. This provides essential energy and will help him or her perform better at school.

ENSURE YOU ARE KEPT INFORMED

Signing up to the schools Facebook, Twitter, text and email communications can ensure you have a better understanding of what's actually going on in school and what teachers are communicating to both students and parents.

PROVIDING ALL-ROUND SUPPORT

The best way to support your child during this stressful time is to make home life as calm and pleasant as possible. Try not to nag or make too many demands. Arguments are counter productive and will only add unnecessary stress. Make sure there are plenty of healthy snacks in the fridge and try to provide good, nutritious food at regular intervals. Encourage your child to join family meals, even if it's a busy revision day. It's important to have a change of scene and get away from the books and computer for a while. Also encourage your child to take regular exercise to help clear the mind.



HOMEWORK

Homework can often feel like a chore, and there are a million things your child would rather be doing! However, in years 10 and 11 your child should aim to do from 30 to 50 minutes of homework per day. Though this work is done independently, your interest and input is still important and helps your child to do well. Ask your child if there's anything you can do to help with homework. If your child has several assignments due in on the same day, suggest they space the work out rather than leave it all until the night before.

- ✓ Set up the perfect study space
- ✓ No homework right before bed
- ✓ Choose the best time to work
- ✓ Start with the most difficult
- ✓ Plan ahead

REVISION

The secret to doing well in exams lies in planning. You can help your child to create a clear revision plan and method of studying that will make them feel in control of their work.

- ✓ Work out a revision timetable for each subject
- ✓ Break revision time into small chunks - hour-long sessions with short breaks at the end of each session often work well
- ✓ Condense notes onto postcards to act as revision prompts
- ✓ Buy new stationery, highlighters and pens to make revision more interesting
- ✓ Go through school notes with your child or listen



"I can genuinely say that my daughter could not have managed without GCSEPod. I only wish that I'd known about GCSEPod when her GCSEs began, as I know that if she'd used it to reinforce her learning after each topic area, the impact would have been even greater."

Lisa Chappell, Parent

HOW CAN GCSEPOD HELP?

We understand how important it is for you to support your child during their GCSEs, so we've created a page full of useful advice, guidance and resources, especially for you!

- ✓ GCSEPod makes it easy to understand the subject knowledge your child is learning
- ✓ Log into your child's account to monitor homework and any areas in which they may be struggling
- ✓ Monitor your child's progress for every subject

PARENTS' GUIDE TO GCSE REVISION

This useful guide lets you know exactly how and when your child should be revising.

EXAM SUCCESS



"The highest achieving students each watched on average 102 PODS so there is a clear correlation between GCSEPod and results."

Principal

WATCH 10 PODS PER WEEK
During exam time aim to watch 3 Pods per day

"I cannot emphasise enough how important it is that GCSEPod be used all year round, not just for revision, for maximum impact."

Parent

20 MINUTES
Little and often is best, so try to keep sessions around 20 minutes to get the best results.

73%
of videos are watched out of school

"It's the best thing you can have to revise and make sure you are ready for the exam."

Student

CREATE A PLAYLIST
Identify the areas which are most challenging and create a playlist to focus learning.

"GCSEPod played an important role in helping me achieve A*. I would definitely recommend it."

Student



gcsepod.com | info@gcsepod.com | 0191 338 7830

To find out more about GCSEPod and to access more information and supporting guides on your child's GCSEs, please visit:
www.gcsepod.com/parents





Power up your gcsepod subscription with PodUp

