

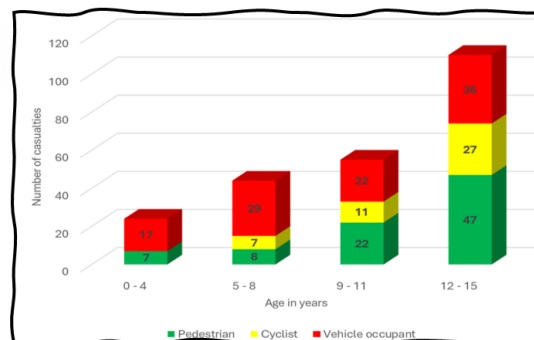
Parent road safety newsletter

Transition road safety advice for parents and guardians of Year 5 & 6 pupils

June 2026

Your child is either starting Secondary School or asking if they can travel to Primary school more independently; you may have some concerns about the transition to this stage.

The Road Safety Team want to support you with this next stage; below and overleaf are some ways you can help them stay safer on their journey to and from school.



The graph above shows our child casualty statistics in Hampshire from 2024 when there were 233 casualties aged 0 - 15 years; this highlights the increase in casualties as children get older.

Young people are more at risk as they get older and begin to travel independently. With **traffic being the biggest single cause of accidental death for 12 - 16 year olds**, it is essential your child understands the risks on their peak time journeys to and from school — including what responsible choices they need to make, to keep themselves and their friends safe.


Plan & rehearse their route to school

If your child is in Year Five.... have you considered allowing them to practice their familiar route to primary school or walking half way independently this term or in September?

If your child is currently in Year Six.... your child will be making the transition to Secondary School; this might be their first independent journey to school - to a new location.

For both scenarios, the questions below are ones you may be considering and hopefully these suggestions will support you and your child with this transition.

- Have they used the route before?
- Have they crossed those roads, at peak time, before?
- Have they crossed any roads, at peak time?
- Do they know the route they will be taking?
- Will they be walking with friends?



All questions can be covered by completing the risk assessment activity above with your child. Practice the route with them, consider the risks and how they can be minimised. You could use one of their transition days to practice the route with them - when it is busy and at the time of day they will be making the journey. Please email road.safety@hants.gov.uk for a copy of the activity.

Please see overleaf for more ideas and advice from the DfT about discussions you should have with your child about their journey.

StreetSense

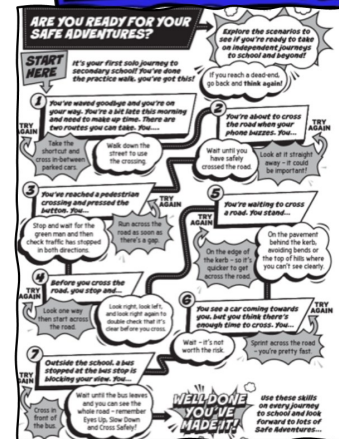
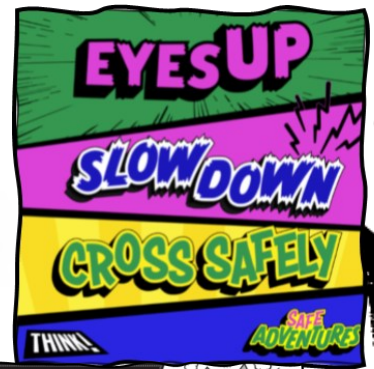
Transitioning to Secondary School

Road casualty data shows that the number of child pedestrian casualties doubles between the ages of 9 and 11, with incidents more likely to happen during drop-off and pick up times.

This Department for Transport resource aims to help you, as parents/carers, prepare your child(ren) for independent travel to and from school, when they are most at risk.

The Think! Safe adventures resource gives you the tools to discuss the leap to Secondary school, focusing on the top three risky behaviours that young people display:

- Pedestrian failure to look / distraction (friends and mobiles)
- Pedestrian careless, reckless or in a hurry
- Safe place to cross (including parked cars and behind buses)



The campaign promotes the idea of undertaking practice journeys with your children, discussing the three road safety rules of **EYES UP**, **SLOW DOWN** and **CROSS SAFELY**.

Visit [Transitioning to Secondary School – THINK!](#) to download the activity. This activity can be used alongside the risk assessment activity recommended on the previous page.

London Road Safety Council - It's a Jungle Out There!



Various short clips are available to watch on the [London Road Safety Council You Tube](#) page. The characters are based around various different animals portraying teenagers as they are beginning their new journeys to Secondary School.

The concerns you, as parents or carers, may be having are covered and it is a great tool to start those discussions about the safer choices your child needs to make when travelling to school independently.

Maisie's story....

Does your child always wear their cycle helmet?

On Thursday 3rd November 2016, Jane Godden received a call which every parent dreads; her daughter Maisie had been involved in a serious road traffic collision whilst cycling to school.

Do you worry your child doesn't wear their cycle helmet on every journey? During recent workshops with Years 5 & 6, the Road Safety Team were shocked at how many students admit to not wearing one, and often give the following reasons:

- It doesn't fit
- It is uncomfortable
- It looks stupid
- My friends don't wear theirs
- They are uncool/not very fashionable



To encourage young people to make responsible choices, we need them to consider the consequences of not riding sensibly or not wearing a cycle helmet.

The Road Safety Team would strongly encourage you to watch [Maisie's story](#) this video with your child(ren.) They may have seen it in school but it would give you the opportunity to discuss the importance of making the right choices on every journey.

Thankfully for her and her family, Maisie made the safer choice of wearing a helmet and is still here to share her story; Maisie wants as many people as possible to hear how wearing a helmet saved her life.



Just the Journey map

The My Journey and Road Safety Team have worked together to produce a downloadable map and leaflet for secondary pupils in Hampshire.

The maps were developed to assist new Year 7 pupils as they adjust to their new, independent travel to secondary school. They allow pupils and parents to plan a safe route to their new school and destination, with highlighted footpaths, cycle routes, pedestrian crossings and parking available, away from the school. It also displays how long the journey will be from your starting point. Use this map to plan your child's safe route with them as well as discussing why the shortest route isn't always the safest. To view the map and leaflet, visit [Just the Journey Map](#).



Hints and tips advice leaflet

On the second page, there are hints and tips for young people to help them make safer, more responsible decisions when travelling to school, whether walking, cycling or getting the bus.