

Road Safety Education in Hampshire

The Primary Road Safety update for Key Stage One and Two

Autumn 2021

Road Safety is a life skill which needs to be reinforced from an early age. Hampshire County Council's Road Safety Team provide various ways of helping you share these messages.

The pandemic has seen everyone need to work differently; during these times, the Road Safety Team have developed various ways of sharing our messages virtually and will continue to do this this academic year - find out more below and overleaf.

JRSO virtual training

The Junior Road Safety Officer (JRSO) scheme aims to promote peer to peer education with JRSOs sharing key road safety messages to the rest of their school - ensuring young people are aware of the dangers of the road from an early age.

New JRSOs are invited to our virtual training session(s) in September and October. The objective of the workshop(s) is to provide the children with both the knowledge and tools to teach their peers all about road safety through leading assemblies, running competitions and activities as well as having a notice board. The children can also come up with other fun activities to share our key messages!

The JRSO training will continue virtually this academic year but with more interactive activities being offered such as t-shirt designing and, after some feedback from this year, there will be two options for schools to choose from. **JRSOs can either attend 1 x 2-hour workshop or 4 x 30 minute workshops; see below for details.**

As we are still running virtual training this year, your school can choose a maximum of four JRSOs to attend the training and share our key messages. Resources for the sessions will be sent out in September, ready for your new recruits to attend the training. **Please note, when we return to training in person, schools will only be able to attend with one new JRSO.**

Training dates

New JRSOs can attend 4 x 30 minute workshops on four of the following dates from 13:30 - 14:00

- Workshop 1 - Tuesday 28 September
- Workshop 1 - Monday 11 October
- Workshop 2 - Friday 1st October
- Workshop 2 - Thursday 14 October
- Workshop 3 - Monday 18 October
- Workshop 3 - Tuesday 5 October
- Workshop 4 - Friday 8 October
- Workshop 4 - Thursday 21 October

To register for either option of training, please visit
<https://forms.office.com/r/4b9bwgkpfZ>

Or, new JRSOs can attend 1 x 2 hour workshops on one of the following dates from 13:00 - 15:00

- Thursday 30 September
- Monday 4 October
- Friday 15 October
- Tuesday 19 October

Streets Ahead

YEAR TWO PEDESTRIAN TRAINING

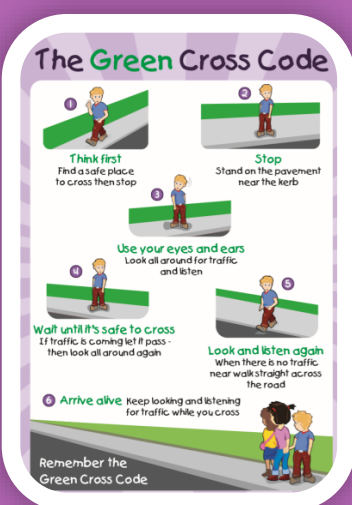
Streets Ahead teaches children from a young age that they are at risk to traffic near home and school and they need to be aware of the dangers on the **road and pavement**. Children may feel very safe close to home and school, but these are the areas where they need to focus and pay attention. How to keep safe on the pavement and correct use of the Green Cross Code are two key areas of Streets Ahead that can help reduce the risk of an accident.

Whether children walk the entire journey or just a few metres from the car – they need to give the road their full attention! Children see the road differently to how we do as adults and do not pick up the clues that something is about to happen as quickly as we do. Streets Ahead works with children to understand the signs of a moving vehicle and how to keep safe when crossing roads and driveways.



Streets Ahead can be delivered to your school requirements but the basic structure is 3 x 15-minute practical sessions delivered by LSA staff or volunteers (e.g. family members) followed up with learning resources for the classroom. The first session is on the playground and the next two on roads close to school. A road safety officer will complete a full school-specific route assessment and provide training for instructors.

Streets Ahead is free to schools and each child receives a booklet, pencil, certificate, and reflector. The instructor training sessions are now delivered via Teams and are 2 hour sessions which provide your staff (typically LSAs) and parent volunteers with the skills and resources to deliver Streets Ahead to your students.



Once your instructors are trained, they can deliver the training in school at a time to suit your calendar. If you would like to find out more about the scheme or book onto a session please contact the Road Safety Team via road.safety@hants.gov.uk.

The following dates are already booked for 2021 – if you would like to reserve spaces for your new instructors, please contact the Road Safety Team.

- **Friday 24 September - 10:00am – 12:00pm**
- **Wednesday 6 October - 10:00am -12:00pm**
- **Thursday 21 October - 10:00am – 12:00pm**
- **Friday 5 November - 10:00am – 12:00pm**

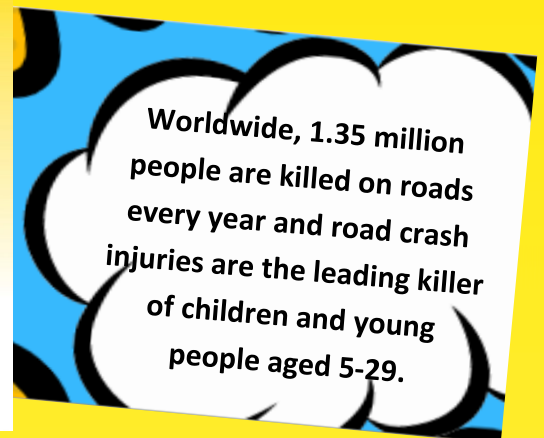

Important: All instructors must have a DBS check completed within the last 3 years. These can be arranged and completed by a road safety officer if required.

Walk to School Week

Thank you to all of those schools who have already registered for this year's Walk to School Week, running from 4 - 8 October. We are excited to launch the new material, which was designed by Jessica from Brockhurst Primary School. The entry was chosen because of the clear pedestrian safety focus of STOP, LOOK, LISTEN AND THINK which is the message we want to reinforce to all ages.

If you would still like to register, we still accepting registrations for the **electronic versions of the material** so for email copies of the wall planner and certificates, please complete the registration form at <https://forms.office.com/r/T7FxUE0A20>.

Road safety lesson and assembly ideas will be sent out to all registered schools.



Road Safety Week is the UK's biggest road safety event. Every year, millions of people around the UK get involved to take action for safer roads.

The theme of Road Safety Week 2021 is **ROAD SAFETY HEROES**, celebrating the work of road safety professionals, and explaining how we can all play a part in making journeys safer for everyone. The event runs from 15 - 21 November and is an opportunity for you to help children, young people and parents learn about **road safety** and why road safety matters, and enable them to speak up for safe and healthy journeys

What can you do? Teaching road safety to children and young people is vitally important. Children's health and lifestyles are often heavily influenced by their family's travel choices and local road safety. Danger from traffic plays a big part in whether they can walk and cycle to school, to the park or to see their friends. It affects their ability to be healthy and socially active.

The guide available on Brake's road safety website will help you teach important road safety lessons to children and young people of all ages and abilities in an interesting and engaging way. It includes links to lessons and activities that can be delivered in Personal Social, Health and Economic Education (PSHE) and Citizenship lessons, assemblies as well as during curriculum-based subjects like English, Maths, Science and Drama.

A free action resource pack is available when you register at www.brake.org.uk.

Road safety raps

Teaching road safety as part of the curriculum saves time and reinforces our key messages. Author Adam Bushnell has worked in partnership with Durham County Council to create a resource to teach road safety through sonnet raps, looking at how Shakespeare used Sonnets in his writing and adapting that style to help young people remember key road safety messages. A video is available at www.youtube.com/watch?v=gfq0jMVuk-U which shows performances of a popular rapper as well as Adam's examples of road safety sonnets, which could be performed as raps to teach your class about road safety.

*The video is half an hour long, but begin watching at around 20 minutes to gain an insight into the sonnet and performances.

PEDESTRIAN SAFETY RAP!

Shall I compare you to a pedestrian crossing?
Just make sure you don't do it whilst you're flossing.
Always remember the green cross code,
It is essential when you're crossing the road.
Remember to check both ways and look around,
Electric cars don't always make a sound.
So, look right and left and again right,
Make sure no vehicles are in your sight.
Tell your friends to stop, look and listen,
When you cross the road, make the right decision.

IN-CAR SAFETY RAP!

Shall I compare you to a seatbelt?
When in the car, it should always be felt.
Be safe and sensible when you're in the car,
You need to wear it, even when you don't go far.
Make sure you aren't making too much noise,
Don't be one of those noisy boys.
Even when the music blasts, stay in your seat,
An accident is something you don't want to meet.
Don't distract the driver – be a good passenger,
Get your seatbelt on and make sure you fasten her.

CYCLE SAFETY RAP!

Shall I compare you to a bicycle helmet?
It feels soft on my head, just like velvet.
Before setting off, do a full bike check,
Otherwise, you might end up a wreck.
Be bright be seen, wear a hi-viz vest,
Reckless drivers will be under arrest.
You need to hear so don't wear headphones,
We don't want you to have broken bones.
Remember to put your helmet on first,
Hurting your head would be the worst.

SEND THEM IN!

The Road Safety Team would love to be sent any examples of road safety sonnets or raps, whether it be in writing or performed and sent by video. Please send your pupils examples to road.safety@hants.gov.uk.