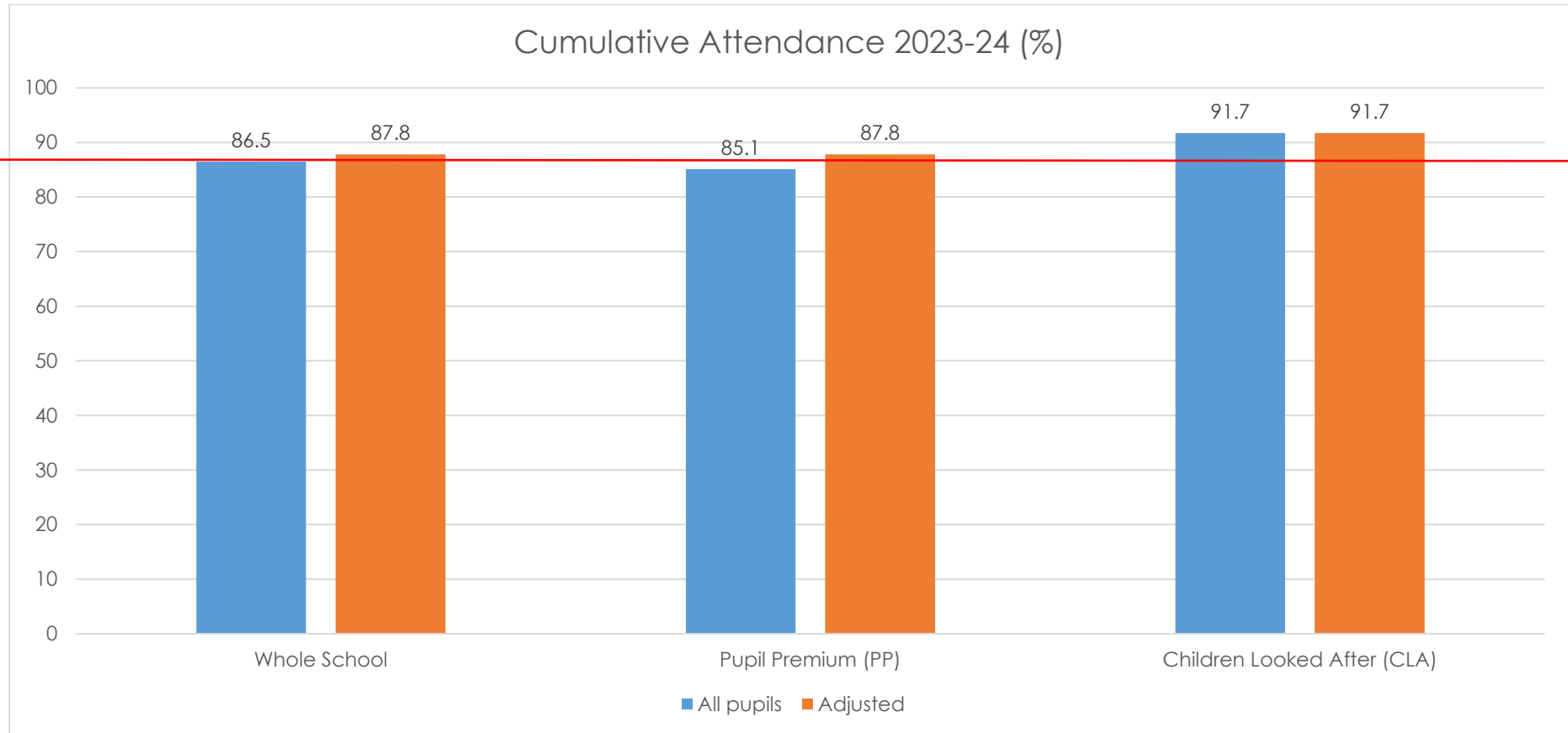




Attendance Data
2023-2024 Academic Year
March

Cumulative Attendance



Adjusted refers to those pupils who are off school for significant periods of time (70% in a given period) due to reasons relating to their health condition(s). Medical appointments and general health absences are included.

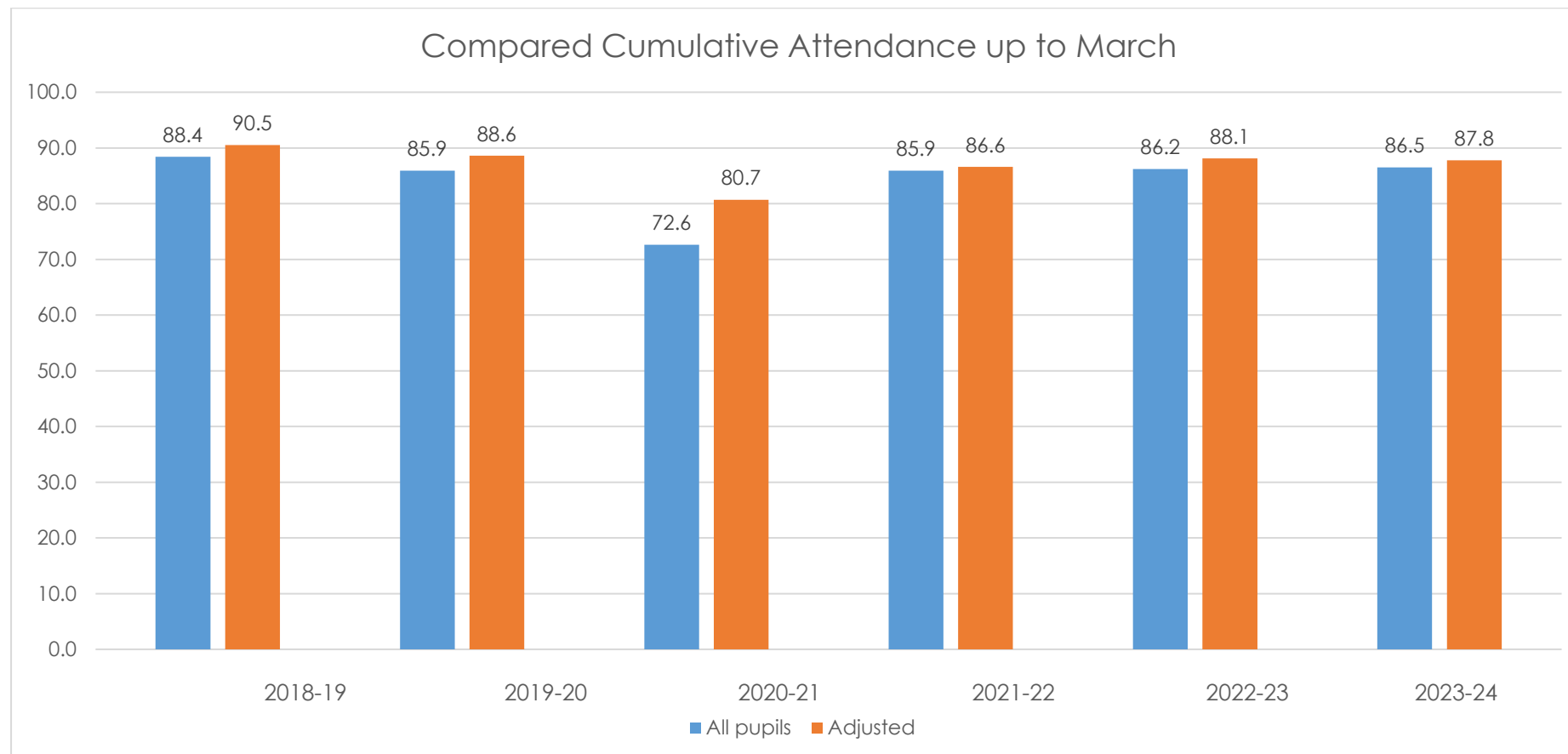
Analysis of cumulative attendance:

The red line indicates the national DfE statistic data for attendance for all state-funded Special Schools for the 2022-23 academic year (86.9%). The data was taken from [Government statistics](#).

The cumulative whole school attendance is close to the DfE statistic, being 86.5% compared to 86.9%. Once the data is adjusted to take into consideration pupils with long-term absences due to their medical needs, the attendance is approx. 1% higher than the statistic, rising to 87.8%. During the month of March, two pupils' attendance fell below 30% due to complex health needs. These pupils have all been offered educational support either through home learning or outreach.

Headline: Cumulative attendance for all pupils is comparable to the national DfE statistic.

Compared Cumulative Attendance



Adjusted refers to those pupils who are off school for significant periods of time (70% in a given period) due to reasons relating to their health condition(s). Medical appointments and general health absences are included.

Analysis against similar period for the last academic years:

The graph above shows the cumulative attendance for the last six Marchs. It can be seen that attendance is very similar to last year, and has returned to a comparable level to pre-pandemic years.

Headline: Attendance for March is comparable to the same period in pre-pandemic years.

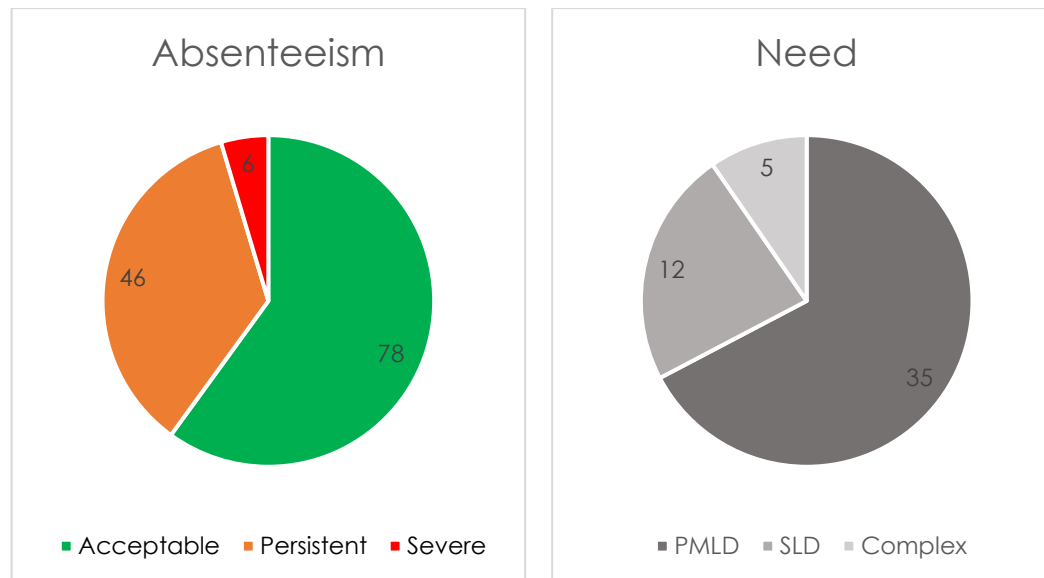
Persistent and Severe Absenteeism

A persistent absentee is one who has been off for 10%+ of their possible sessions. A severe absentee is off for 50%+.

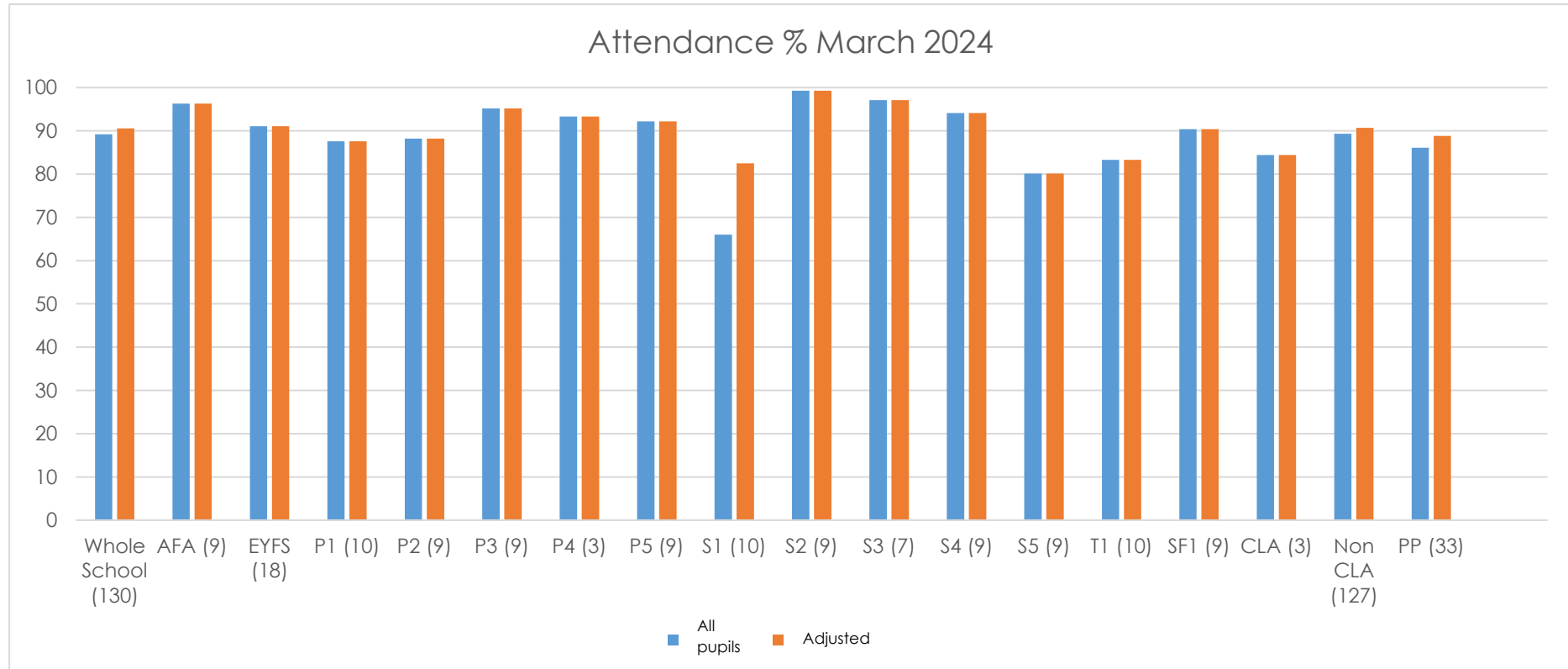
Due to the vulnerability of our student group to this date in the 2023-24 academic year, there are 46 persistent absentees (35.4% of the school cohort) and 6 severe absentees (4.6% of the school cohort). All severe absentees have profound and multiple learning disabilities, often with medical complications.

At Castle Hill School we work collaboratively and persistently with families, agencies, and other professionals to improve attendance. We work hard to recognise the small improvements that are made. Long-Term Student Absence Risk Assessments are completed for severe absentees which includes information related to the student's presentation from their Bespoke Observation Schedule, potential risks arising from long-term absence, and the strategies to address these risks. Ongoing outreach visits support this process.

Headline: We work collaboratively and persistently with families and agencies to improve attendance.



Monthly Attendance



Adjusted refers to those pupils who are off school for significant periods of time (70% in a given period) due to reasons relating to their health condition(s). Medical appointments and general health absences are included.

Analysis of monthly attendance and compared monthly attendance (graphs overleaf):

Attendance as a whole school increased in March from the previous month. Some classes have been affected by seasonal illnesses, leaves of absence, and some long-term absences due to medical conditions. The classes that have the lowest attendance tend to have more vulnerable pupils within their cohort (P2, S1, T1, SF1), and those with the highest attendance tend to house the most robust (AFA, P3, P5, S2, S4).

Headline: Attendance for March has increased from the previous month and is in line with seasonal expectations.

Compared Monthly Attendance

