

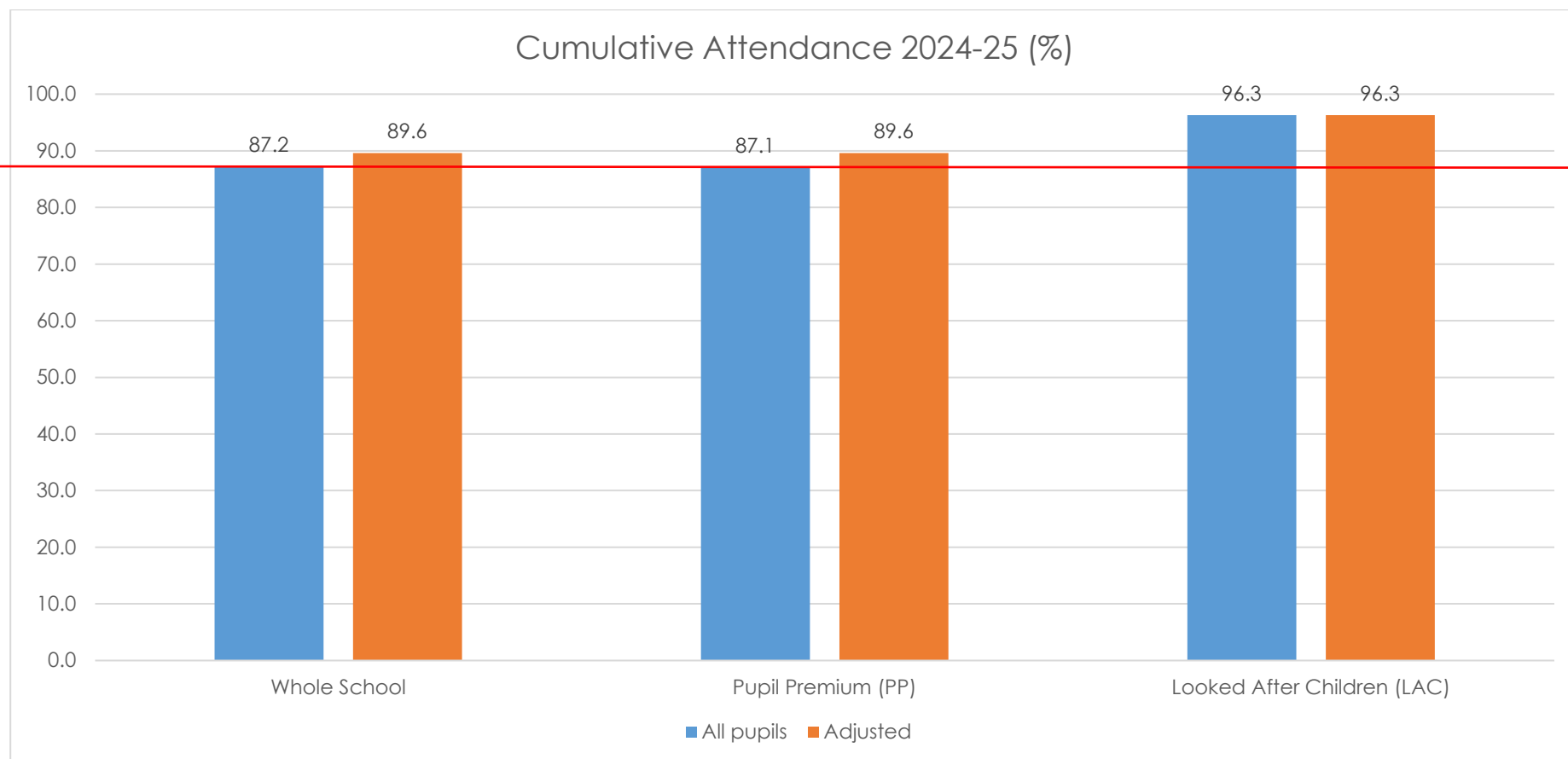


Attendance Data

2024-2025 Academic Year

July

Cumulative Attendance



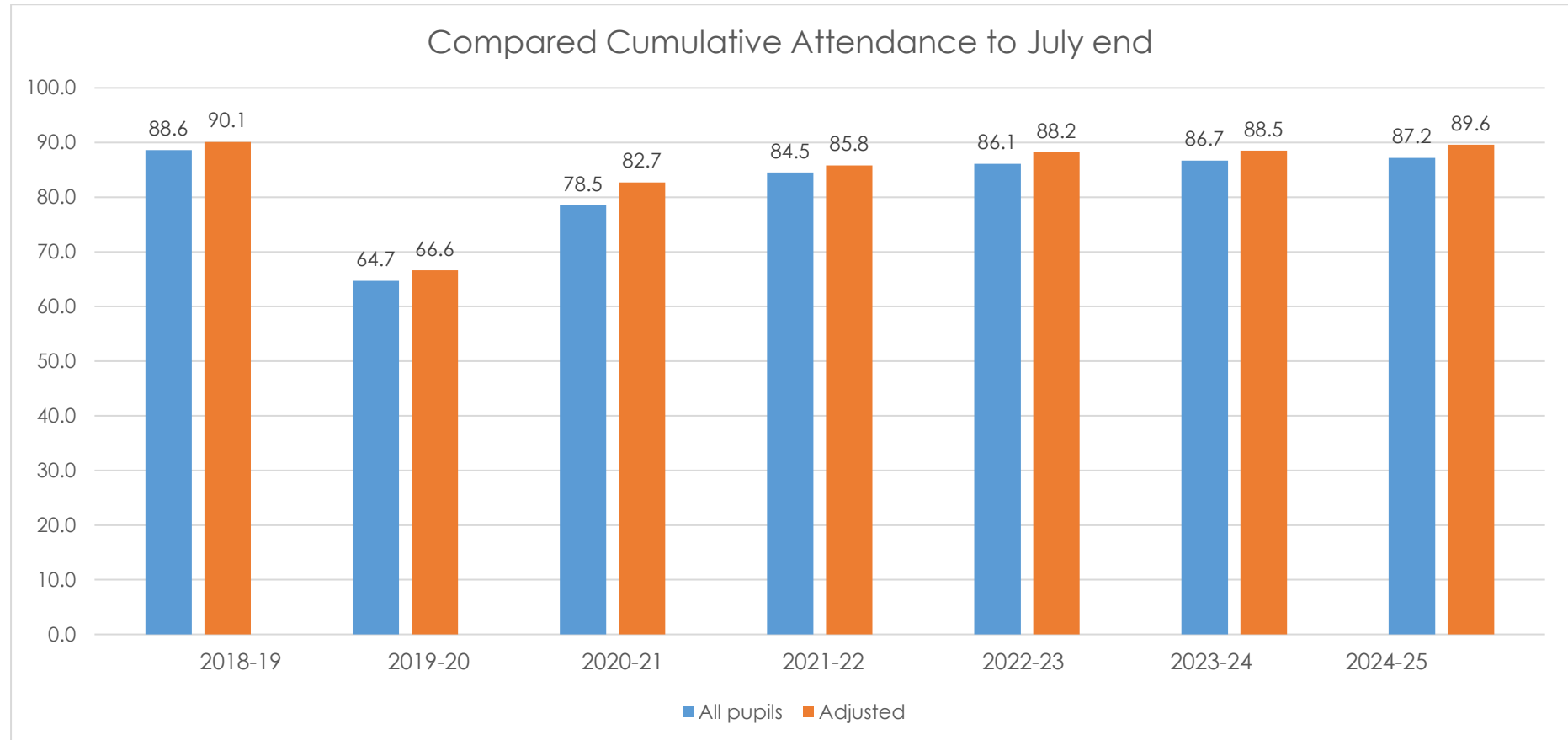
Adjusted refers to those pupils who are off school for significant periods of time (70% in a given period) due to reasons relating to their health condition(s). Medical appointments and general health absences are included.

The red line indicates the national DfE statistic data for attendance for all state-funded Special Schools for the whole 2024-25 academic year (87.1%). The data was taken from [Government statistics](#).

The cumulative whole school attendance is slightly higher than, but in line with, the DfE statistic, at 87.2%. Once the data is adjusted to take into consideration pupils with long-term absences due to their medical needs, the attendance is higher than the statistic, rising to 89.6%, the same as last month. During the year to date, four pupils' attendance fell below 30% due to complex health needs. These pupils have all been offered educational support either through home learning or outreach. There has also been a considerable amount of absence due to school transport routes not running and where parents have not been able to bring their children in on these occasions.

Headline: Cumulative attendance for all pupils is comparable to the national DfE statistic.

Compared Cumulative Attendance



Adjusted refers to those pupils who are off school for significant periods of time (70% in a given period) due to reasons relating to their health condition(s). Medical appointments and general health absences are included.

Analysis against similar period for the last academic years:

The graph above shows the total attendance for the last seven academic years. It can be seen that attendance has returned to a comparable level to pre-pandemic years. The low attendance in the year 2019-20 and 2020-21 was due to the pandemic and an increased range of factors upon attendance.

Headline: Attendance has been steadily rising since the pandemic and is now comparable to pre-pandemic years.

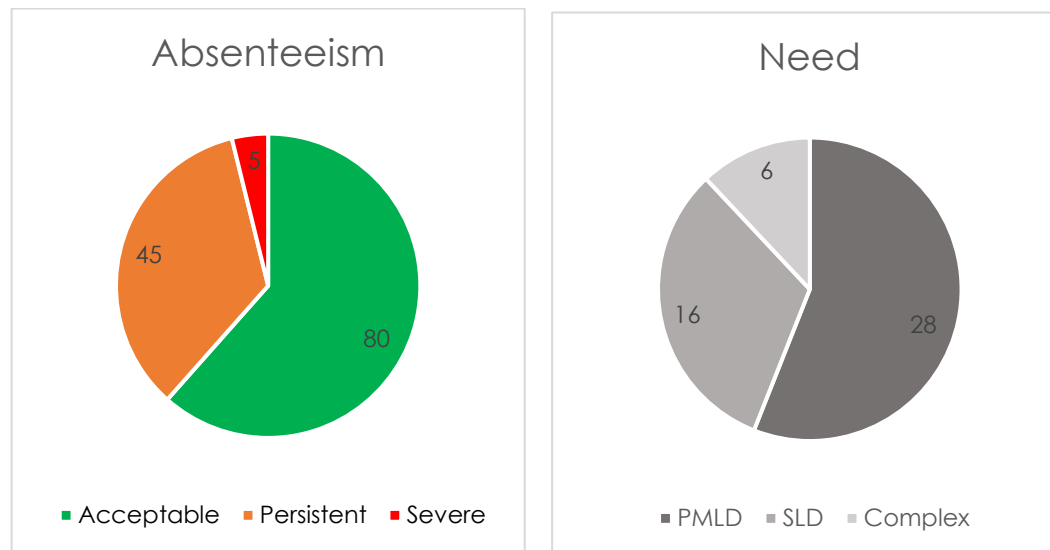
Persistent and Severe Absenteeism

A persistent absentee is one who has been off for 10%+ of their possible sessions. A severe absentee is off for 50%+.

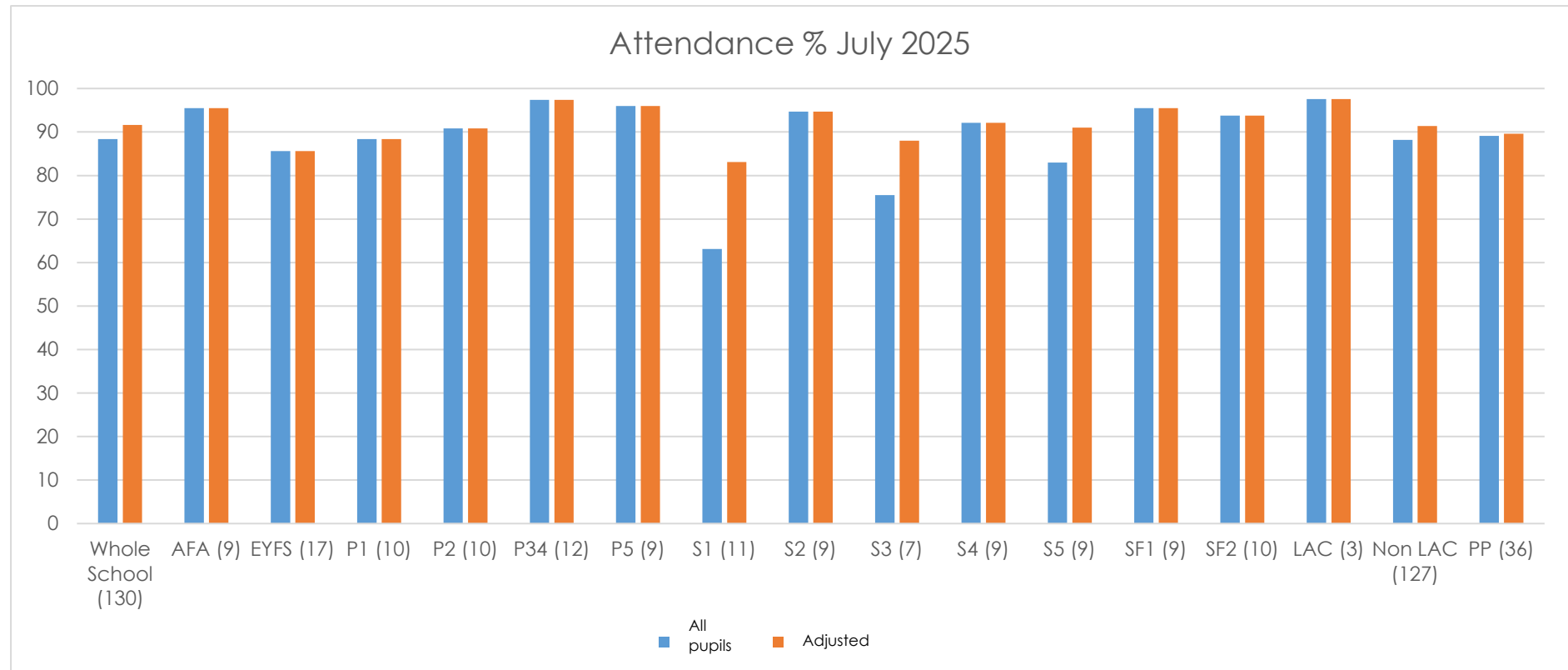
Due to the vulnerability of our student group to this date in the 2024-25 academic year, there are 50 persistent absentees (38.4% of the school cohort) of whom 5 are severe absentees (3.8% of the school cohort). All severe absentees have profound and multiple learning disabilities, often with medical complications.

At Castle Hill School we work collaboratively and persistently with families, agencies, and other professionals to improve attendance. We work hard to recognise the small improvements that are made. Long-Term Student Absence Risk Assessments are completed for severe absentees which includes information related to the student's presentation from their Bespoke Observation Schedule, potential risks arising from long-term absence, and the strategies to address these risks. Ongoing outreach visits support this process.

Headline: We work collaboratively and persistently with families and agencies to improve attendance.



Monthly Attendance



Adjusted refers to those pupils who are off school for significant periods of time (70% in a given period) due to reasons relating to their health condition(s). Medical appointments and general health absences are included.

Analysis of monthly attendance and compared monthly attendance (graphs overleaf):

Attendance as a whole school was slightly down on the previous month. Some classes have been affected by seasonal illnesses and some long-term absences due to medical conditions. There has also been a considerable amount of absence due to school transport routes not running and where parents have not been able to bring their children in on these occasions. The classes that have the lowest attendance tend to have more vulnerable pupils within their cohort (S1, S5), and those with the highest attendance tend to house the most robust (AFA, P34, P5).

Headline: Attendance for July is comparable to the previous month.

Compared Monthly Attendance

