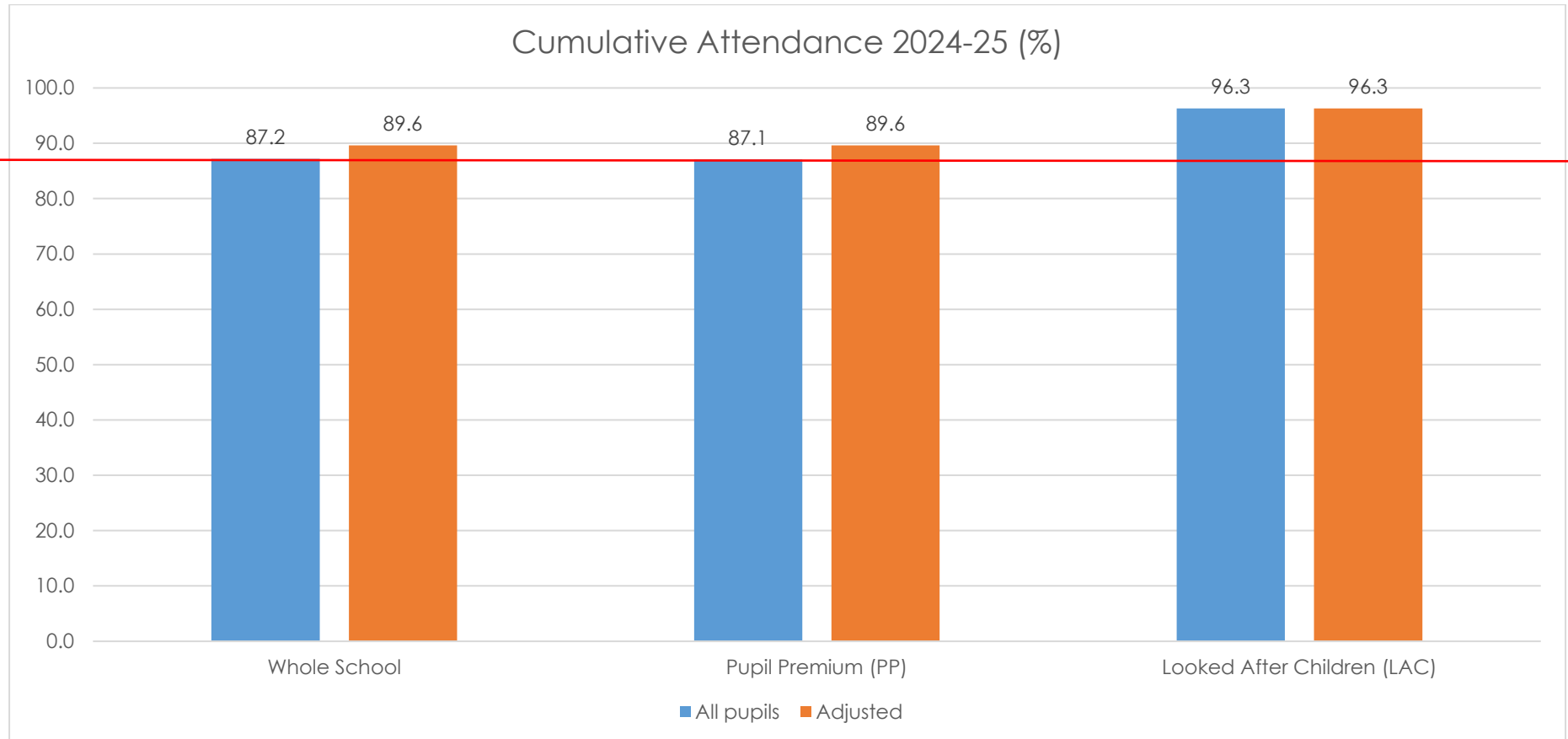




**Attendance Data**  
**2025-2026 Academic Year**  
**September**

## Cumulative Attendance



*Adjusted refers to those pupils who are off school for significant periods of time (70% in a given period) due to reasons relating to their health condition(s). Medical appointments and general health absences are included.*

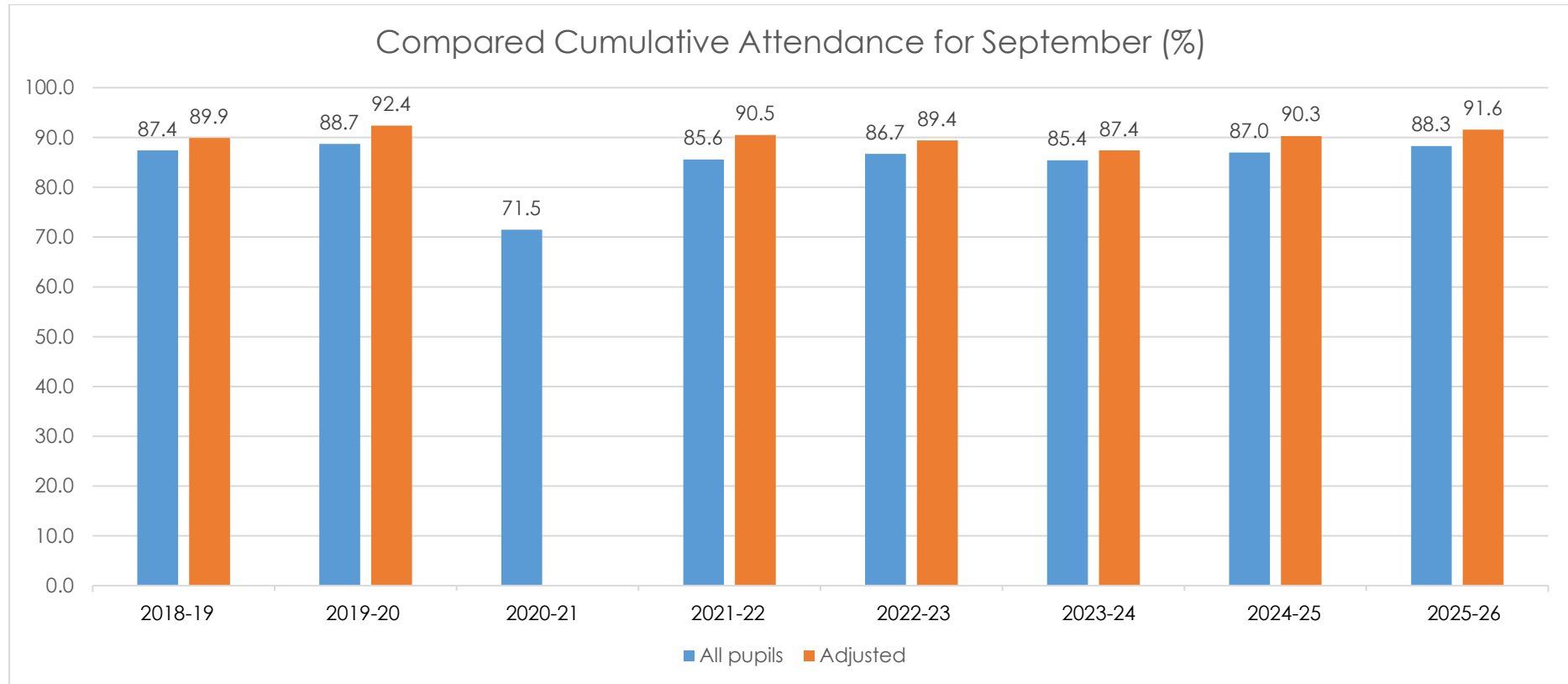
### Analysis of cumulative attendance:

The red line indicates the national DfE statistic data for attendance for all state-funded Special Schools for the 2024-25 academic year (87.1%). The data was taken from [Government statistics](#).

The cumulative whole school attendance is on a comparable level to the DfE statistic, both being around 87%. Once the data is adjusted to take into consideration pupils with long-term absences due to their medical needs, the attendance is higher than the statistic, rising to 89.6%. During the month of September, five pupils' attendance fell below 30% due to complex health needs. These pupils have all been offered educational support either through home learning or outreach.

**Headline: Cumulative attendance for all pupils is at the national DfE statistic.**

## Compared Cumulative Attendance



*Adjusted refers to those pupils who are off school for significant periods of time (70% in a given period) due to reasons relating to their health condition(s). Medical appointments and general health absences are included.*

Analysis against similar period for the last academic years:

The graph above shows the attendance for the last eight Septembers. It can be seen that attendance has increased slightly on last year, and is on a comparable level to pre-pandemic years (The year 2020-21 was not adjusted due to the pandemic and an increased range of factors upon attendance).

**Headline: Attendance for September is at its highest since the pandemic and comparable to the same period in pre-pandemic years.**

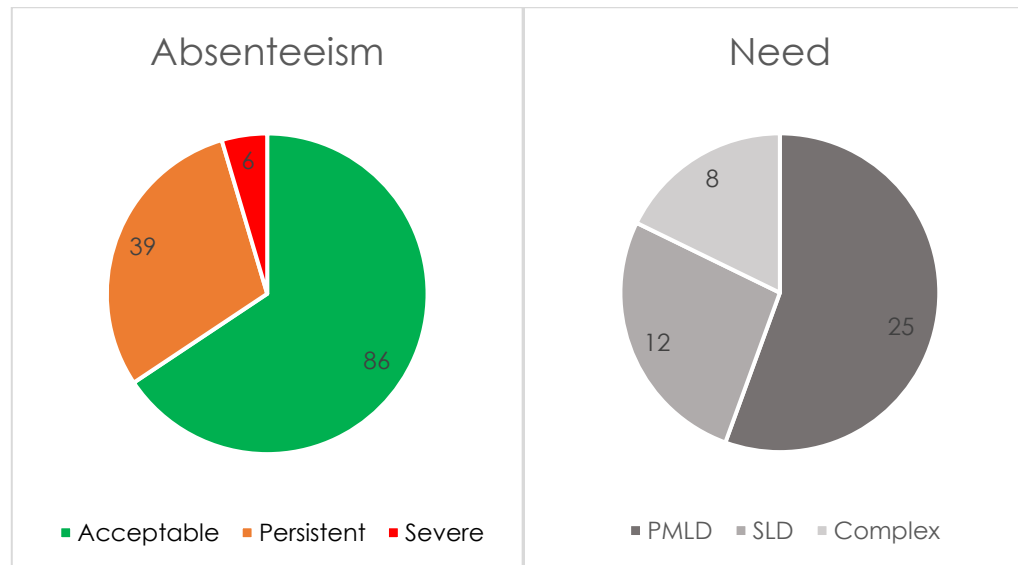
## Persistent and Severe Absenteeism

A persistent absentee is one who has been off for 10%+ of their possible sessions. A severe absentee is off for 50%+.

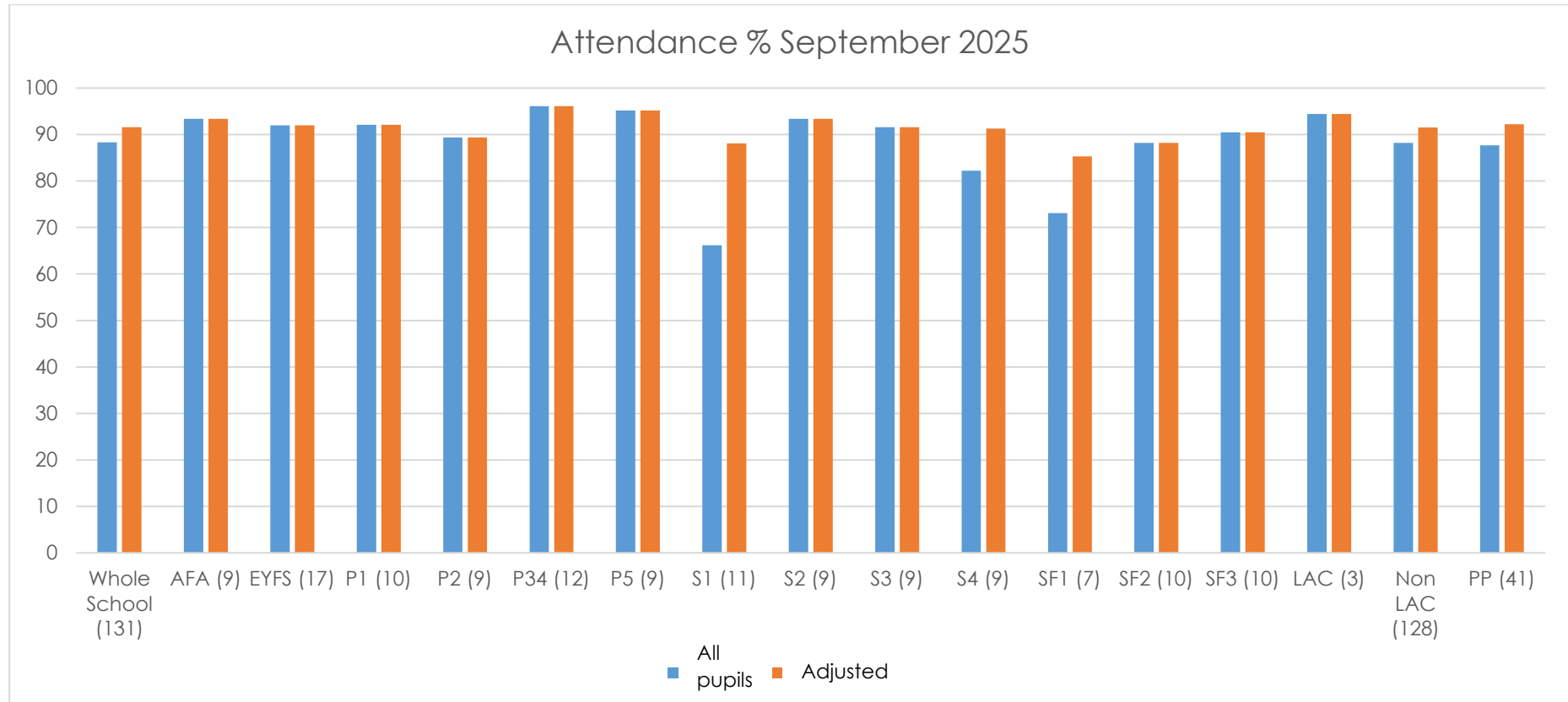
Due to the vulnerability of our student group to this date in the 2025-26 academic year, there are 39 persistent absentees (29.8% of the school cohort) and 6 severe absentees (4.5% of the school cohort).

At Castle Hill we work collaboratively and persistently with families, agencies, and other professionals to improve attendance. We work hard to recognise the small improvements that are made. Long-Term Student Absence Risk Assessments are completed for severe absentees which includes information related to the student's presentation from their Bespoke Observation Schedule, potential risks arising from long-term absence, and the strategies to address these risks. Ongoing outreach visits support this process.

**Headline: We work collaboratively and persistently with families and agencies to improve attendance.**



## Monthly Attendance



*Adjusted refers to those pupils who are off school for significant periods of time (70% in a given period) due to reasons relating to their health condition(s). Medical appointments and general health absences are included.*

### Analysis of monthly attendance:

As this is the first month of the academic year, analysis will begin in October.