

# **Ditty Sheets**

## **1–28**

**Use these Ditty Sheets when your child can read all the Set 1 Speed Sounds and can sound blend.**

**Try to read one or two Ditties each day.**

## Ditty 1: pop

**Speed Sounds** - read the sounds (not the letter name)

a g t p n s d o i

**Green Words** - read these words by blending the sounds together

not got sip pop dad did dog

**Red Words** - read these words but tell your child the word if they get stuck

I the

I got pop

dad got a sip

the dog did not



Remember not to read the Ditty to your child first.  
As your child reads the Ditty, be patient and give your child plenty of praise.

## Ditty 2: tag

**Speed Sounds** - read the sounds (not the letter name)

t a s d g n m i

**Green Words** - read these words by blending the sounds together

is dad it nan am tag

**Red Words** - read these words but tell your child the word if they get stuck

I

tag

dad is it

tag

nan is it

tag

I am it



Remember not to read the Ditty to your child first.  
As your child reads the Ditty, be patient and give your child plenty of praise.

## Ditty 3: a man and a dog

**Speed Sounds** - read the sounds (not the letter name)

i a m n g p d s t o

**Green Words** - read these words by blending the sounds together

tin man dog map pot pan and

dig digs

**Red Words** - read these words but tell your child the word if they get stuck

the

a man and a dog and a map

the dog digs

a pot

a tin

a pan



Remember not to read the Ditty to your child first.  
As your child reads the Ditty, be patient and give your child plenty of praise.



## Ditty 4: in the pan

**Speed Sounds** - read the sounds (not the letter name)

s n p u a m g t b i

**Green Words** - read these words by blending the sounds together

sit pan mug sip big in

**Red Words** - read these words but tell your child the word if they get stuck

the I

in the pan

in the big mug

I sit

I sip



Remember not to read the Ditty to your child first.  
As your child reads the Ditty, be patient and give your child plenty of praise.

## Ditty 5: the big bag

**Speed Sounds** - read the sounds (not the letter name)

m n b g a i u t p c s

**Green Words** - read these words by blending the sounds together

in bat big map bag is bun cap

**Red Words** - read these words but tell your child the word if they get stuck

the

in the big bag is

a bun

a bat

a map

a cap



Remember not to read the Ditty to your child first.  
As your child reads the Ditty, be patient and give your child plenty of praise.

## Ditty 6: naps

**Speed Sounds** - read the sounds (not the letter name)

s n i a g c t d p m b u o

**Green Words** - read these words by blending the sounds together

in cat on bus dog mat nan pot

nap naps


**Red Words** - read these words but tell your child the word if they get stuck

the

a dog naps on the mat

nan naps on the bus

a cat naps in the pot



Remember not to read the Ditty to your child first.  
As your child reads the Ditty, be patient and give your child plenty of praise.

## Ditty 7: pup in the mud

**Speed Sounds** - read the sounds (not the letter name)

u t b d p s n m o i

**Green Words** - read these words by blending the sounds together

pup mud tub mop up in tut

sit sits

**Red Words** - read these words but tell your child the word if they get stuck

the I

pup sits in the mud

tut tut

pup sits in the tub

I mop up the mud



Remember not to read the Ditty to your child first.  
As your child reads the Ditty, be patient and give your child plenty of praise.

## Ditty 8: a cub sits

**Speed Sounds** - read the sounds (not the letter name)

c a u b s o i g m t n p d k

**Green Words** - read these words by blending the sounds together

in cub mud sun pup kit bin on  
dig digs sit sits nap naps


**Red Words** - read these words but tell your child the word if they get stuck

the

a cub sits in the sun

a pup digs in the mud

a kit naps on the bin



Remember not to read the Ditty to your child first.  
As your child reads the Ditty, be patient and give your child plenty of praise.

## Ditty 9: put it on

**Speed Sounds** - read the sounds (not the letter name)

o s p n t u i h g e c a f

**Green Words** - read these words by blending the sounds together

get is top on cat hat fun it

**Red Words** - read these words but tell your child the word if they get stuck

I put

I put on a top

I put on a hat

I get a cat

it is fun



Remember not to read the Ditty to your child first.  
As your child reads the Ditty, be patient and give your child plenty of praise.

## Ditty 10: in the sun

**Speed Sounds** - read the sounds (not the letter name)

sh p s n t i u o a m g e

**Green Words** - read these words by blending the sounds together

ship mat on sit sun get net in

**Red Words** - read these words but tell your child the word if they get stuck


I the

I sit in the sun

I sit on a mat

I get a net

I get a ship



Remember not to read the Ditty to your child first.  
As your child reads the Ditty, be patient and give your child plenty of praise.

## Ditty 11: I get a hat

**Speed Sounds** - read the sounds (not the letter name)

sh g i e t a h b s n u p o

**Green Words** - read these words by blending the sounds together

shop shut bus hat bag on but is get

**Red Words** - read these words but tell your child the word if they get stuck

I the

I get a hat

I get a bag

I get on a bus

but the shop is shut



Remember not to read the Ditty to your child first.  
As your child reads the Ditty, be patient and give your child plenty of praise.



## Ditty 12: a bash

**Speed Sounds** - read the sounds (not the letter name)

sh e a b n d l t c s m i u  
g h o

**Green Words** - read these words by blending the sounds together

bash cut sob am hug sad big on  
leg mum  
dab dabs

**Red Words** - read these words but tell your child the word if they get stuck

I the my


a bash on **my** leg

sob

**I** am sad

mum dabs the cut

big hug



Remember not to read the Ditty to your child first.  
As your child reads the Ditty, be patient and give your child plenty of praise.

## Ditty 13: the pet shop

**Speed Sounds** - read the sounds (not the letter name)

sh t p h e o g d c b n u a i

**Green Words** - read these words by blending the sounds together

shop dish at pet get hut dog cat  
hen bed

**Red Words** - read these words but tell your child the word if they get stuck

the I

at the pet shop I get

a dog dish

a cat bed

a hen hut



Remember not to read the Ditty to your child first.  
As your child reads the Ditty, be patient and give your child plenty of praise.

## Ditty 14: I can

**Speed Sounds** - read the sounds (not the letter name)

j o u a n h r g p c

**Green Words** - read these words by blending the sounds together

jog hop can run hug

**Red Words** - read these words but tell your child the word if they get stuck

I

I can hop

I can jog

I can run

I can hug



Remember not to read the Ditty to your child first.  
As your child reads the Ditty, be patient and give your child plenty of praise.

## Ditty 15: pens

**Speed Sounds** - read the sounds (not the letter name)

ck d u a e t f p n i r b

**Green Words** - read these words by blending the sounds together

pick bad red fat pen up

**Red Words** - read these words but tell your child the word if they get stuck

I

I pick up a fat pen

I pick up a red pen

I pick up a bad pen



Remember not to read the Ditty to your child first.  
As your child reads the Ditty, be patient and give your child plenty of praise.

## Ditty 16: jam

**Speed Sounds** - read the sounds (not the letter name)

sh ck e t g a o i j m d n u  
s p

**Green Words** - read these words by blending the sounds together

dish tuck sick get pot jam in pan am

**Red Words** - read these words but tell your child the word if they get stuck

I of

I get a pot of jam

I get a dish of jam

I get a pan of jam

I tuck in

I am sick



Remember not to read the Ditty to your child first.  
As your child reads the Ditty, be patient and give your child plenty of praise.

## Ditty 17: fish

**Speed Sounds** - read the sounds (not the letter name)

ck sh g r t e a o l w d n s  
i u

**Green Words** - read these words by blending the sounds together

rock wish luck sit get rod net on

**Red Words** - read these words but tell your child the word if they get stuck

I me

I get a rod

I get a net

I sit on a rock

wish me luck



Remember not to read the Ditty to your child first.  
As your child reads the Ditty, be patient and give your child plenty of praise.

## Ditty 18: my dad

**Speed Sounds** - read the sounds (not the letter name)

m n d a h s g t l o r e  
b i u v


**Green Words** - read these words by blending the sounds together

hat sun dad van has red big tum  
and got  
lot lots hug hugs

**Red Words** - read these words but tell your child the word if they get stuck

my of

my dad has got  
a red van  
a sun hat  
a big tum  
and lots of hugs



Remember not to read the Ditty to your child first.  
As your child reads the Ditty, be patient and give your child plenty of praise.

## Ditty 19: can I?

**Speed Sounds** - read the sounds (not the letter name)

ch x c i a n s g t p e o b

**Green Words** - read these words by blending the sounds together

can get box pop

chip chips choc chocs

**Red Words** - read these words but tell your child the word if they get stuck


I no of

can I get chips?

no

can I get pop?

no



can I get a box of chocs?

no

Remember not to read the Ditty to your child first.  
As your child reads the Ditty, be patient and give your child plenty of praise.



## Ditty 20: in the bath

**Speed Sounds** - read the sounds (not the letter name)

ng th sh ck s n b a w r e o  
p f t u i d l

**Green Words** - read these words by blending the sounds together

ship bath long fish in red fat and wet  
duck ducks

**Red Words** - read these words but tell your child the word if they get stuck

the me


in the bath

1 red ship

2 fat ducks

3 long fish

and a wet **me**



Remember not to read the Ditty to your child first.  
As your child reads the Ditty, be patient and give your child plenty of praise.

## Ditty 21: a cat with a hat

**Speed Sounds** - read the sounds (not the letter name)

ll nk th l a c t i h p n d o w

**Green Words** - read these words by blending the sounds together

with doll pink hat pan lid cat top

a cat with a top hat



a pan with a lid



a doll with a pink hat



Remember not to read the Ditty to your child first.  
As your child reads the Ditty, be patient and give your child plenty of praise.

## Ditty 22: up the hill

**Speed Sounds** - read the sounds (not the letter name)

qu ck ll g b d a j s u h p i  
m t r n w o

**Green Words** - read these words by blending the sounds together

hill quick dad mum but win am  
up run  
jog jogs

**Red Words** - read these words but tell your child the word if they get stuck

the I

dad jogs up the hill

mum jogs up the hill

but I run

I am quick

I win



Remember not to read the Ditty to your child first.  
As your child reads the Ditty, be patient and give your child plenty of praise.

## Ditty 23: cats

**Speed Sounds** - read the sounds (not the letter name)

th a f n t c h s d m i

**Green Words** - read these words by blending the sounds together

thin this that cat his sad mad fat

**Red Words** - read these words but tell your child the word if they get stuck

my

a fat cat

a sad cat

a thin cat

a mad cat

this cat

that cat

his cat

my cat



Remember not to read the Ditty to your child first.  
As your child reads the Ditty, be patient and give your child plenty of praise.

## Ditty 24: packing

**Speed Sounds** - read the sounds (not the letter name)

ck a p s t n o c v d e

**Green Words** - read these words by blending the sounds together

pack ted vest can pants

sock socks

**Red Words** - read these words but tell your child the word if they get stuck

my I

pack **my** vest

pack **my** pants

pack **my** socks

can **I** pack **my** ted?



Remember not to read the Ditty to your child first.  
As your child reads the Ditty, be patient and give your child plenty of praise.

## Ditty 25: a big black dog


**Speed Sounds** - read the sounds (not the letter name)

ff ck l b i x g d a o n s p  
u t e w f

**Green Words** - read these words by blending the sounds together

blackck wuffff big dog in soft bed  
six and  
pup pups

a big blackck dog  
and six blackck pups  
in a soft bed  
wuffff wuffff



Remember not to read the Ditty to your child first.  
As your child reads the Ditty, be patient and give your child plenty of praise.

## Ditty 26: the bug

**Speed Sounds** - read the sounds (not the letter name)

ch ff zz ss n u g i r a o l b e

**Green Words** - read these words by blending the sounds together

buzz chin off grass bin leg bug on

**Red Words** - read these words but tell your child the word if they get stuck

the my

the bug

buzz buzz

on the grass

on the bin

on my leg

on my chin



buzz off

Remember not to read the Ditty to your child first.  
As your child reads the Ditty, be patient and give your child plenty of praise.

## Ditty 27: a pink fish

**Speed Sounds** - read the sounds (not the letter name)

nk sh ng ck d w a p r i f o s  
m t e n l b

**Green Words** - read these words by blending the sounds together

pink fish flash along black its red  
as it pond in  
swim swims fin fins

**Red Words** - read these words but tell your child the word if they get stuck

the

a pink fish swims

its red fins flash

as it swims along

in the black pond



Remember not to read the Ditty to your child first.  
As your child reads the Ditty, be patient and give your child plenty of praise.



## Ditty 28: a fat frog

**Speed Sounds** - read the sounds (not the letter name)

ck nk sh j a f t p b r o g k  
i s l n d u m e

**Green Words** - read these words by blending the sounds together

splash bank fat its and from it  
pond frog in  
kick kicks leg legs jump jumps  
land lands

**Red Words** - read these words but tell your child the word if they get stuck

the

a fat frog kicks its legs  
and jumps from the bank  
it lands in the pond

splash



Remember not to read the Ditty to your child first.  
As your child reads the Ditty, be patient and give your child plenty of praise.