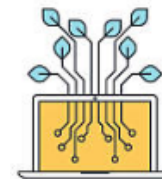

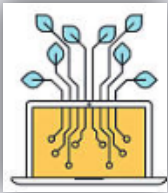

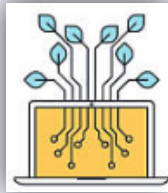



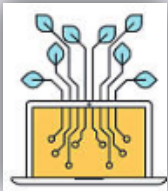

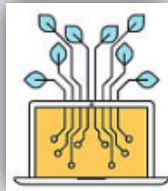



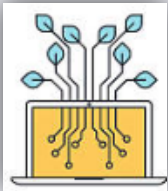

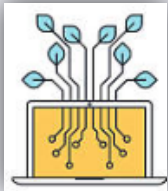





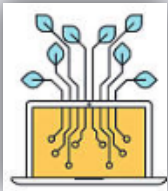

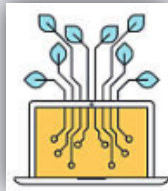


THE CHAPELFORD VILLAGE PRIMARY SCHOOL COMPUTING CURRICULUM


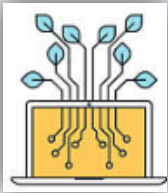

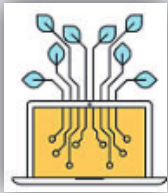





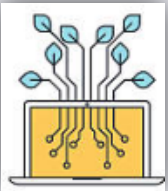

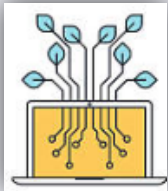


Autumn 1	Autumn 2	Spring 1	Spring 2	Summer 1	Summer 2
Computer Networks	Creativity	Productivity	Creativity	Programming	Communication
Unit 1.1 Exploring Purple Mash		Unit 1.3 Pictograms Unit 1.8 Spreadsheets	Unit 1.6 Animated Story Books	Unit 1.7 2Code	Unit 1.9 Technology Outside School
					
Passwords <i>Creating a strong password</i>	Friends <i>What makes a good friend</i>	Time Online <i>Things I like to do</i>	Digital Footprint <i>Safe or Not</i>	Private Information <i>Private or Not</i>	Positive Communication <i>Nice Messages</i>

Autumn 1	Autumn 2	Spring 1	Spring 2	Summer 1	Summer 2
Computer Networks	Creativity	Productivity	Creativity	Programming	Communication
Unit 2.5 Effective Searching	Unit 2.8 <i>Presenting Ideas</i>	Unit 2.3 Spreadsheets Unit 2.4 Questioning	Unit 2.7 Making Music	Unit 2.1 Coding	Unit 2.2 Online Safety
					
Passwords <i>Password Rules</i>	Friends <i>My Online Community</i>	Time Online <i>How long am I online</i>	Digital Footprint <i>My Footprint</i>	Private Information <i>My Private Information</i>	Positive Communication <i>Positive Poster</i>

Autumn 1	Autumn 2	Spring 1	Spring 2	Summer 1	Summer 2
Computer Networks	Creativity	Productivity	Creativity	Programming	Communication
Unit 3.2 Online Safety		Unit 3.6 Branching Databases Unit 3.8 Graphing	Unit 3.9 Presenting	Unit 3.1 Coding	Unit 3.5 Email
					
Passwords <i>Password Checklist</i>	Friends <i>Chatting Online</i>	Time Online <i>Screen vs Non-Screen</i>	Things <i>not always as they seem</i>	Photos <i>Consent</i>	Cyberbullying <i>Cyberbullying Scenarios</i>

Autumn 1	Autumn 2	Spring 1	Spring 2	Summer 1	Summer 2
Computer Networks	Creativity	Productivity	Creativity	Programming	Communication
Unit 4.2 Online Safety Unit 4.7 Effective Search		Unit 4.3 Spreadsheet	Unit 4.9 Making Music	Unit 4.1 Coding	Unit 4.4 Writing for different audiences
					
Passwords <i>Password Scenarios</i>	Friends <i>My Identity</i>	Time Online <i>My Time Online</i>	Fake News <i>What is Fake News?</i>	Self-Image <i>Perfection</i>	Cyberbullying <i>Cyberbullying Poster</i>

Autumn 1	Autumn 2	Spring 1	Spring 2	Summer 1	Summer 2
Computer Networks	Creativity	Productivity	Creativity	Programming	Communication
Unit 5.2 Online Safety	-	Unit 5.3 Spreadsheets	Unit 5.6 3D Modelling	Unit 5.1 Coding	Unit 5.7 Concept Maps
					
Passwords <i>What makes a good password?</i>	Privacy <i>Positives vs Negatives</i>	Time Online <i>Positives vs Negatives</i>	Fake News <i>Truth or lie</i>	Self-Image <i>Body Image</i>	Cyberbullying <i>What to do</i>

Autumn 1	Autumn 2	Spring 1	Spring 2	Summer 1	Summer 2
Computer Networks	Creativity	Productivity	Creativity	Programming	Communication
Unit 6.6 Networks		Unit 6.3 Spreadsheets		Unit 6.1 Coding	Unit 6.4 Blogging
					
Passwords <i>Top Tips</i>	Privacy <i>Staying Safe</i>	Time Online <i>The Big Debate</i>	Gaming <i>Keeping Safe</i>	Self-Image <i>Naked Images</i>	Cyberbullying <i>My Pledge</i>