



EYFS Summer Learning

Week 4: I nstructions

Learning Goals

- I can give and follow verbal instructions
- I can use a recipe with support and talk about it
- I can identify instructions
- I understand that instructions need to be a particular order
- I can order a set of instructions
- I can label my instructions
- I can use time words to order my instructions

Blindfold Obstacle Course



Set up a simple obstacle course using household objects e.g. cushions as stepping stones and balled up socks to throw into a waste paper bin target.

Use a scarf to blindfold yourself

Ask your child to give you instructions about how to complete the obstacle course.

Reverse roles and see how your child follows those instructions.

Baking

Use a recipe to bake or cook with your child. Explain how we follow the recipe step by step and can't miss any steps out.

Ask your child why they think it is important that the steps are detailed.

Encourage your child to reflect on why.



Identifying Instructions

<https://www.youtube.com/watch?v=S9VjelWLnEg>

Watch this video about hand washing with your child.



Discuss the following questions together.

1. Can you identify any instructions in the song?
2. Are the instructions in any particular order?
3. Why might instructions need to be in a set order?



Following Instructions Together

How to Make a Daisy Chain



Daisy chains are a lovely thing to do on a sunny day. Use these step-by-step instructions to make a daisy chain.



You Will Need

- A few daisies with their stems.

1. Hold a daisy in your hand.
2. Use your thumbnail to make a small slit in the stem of the daisy.
3. Pick up another daisy and thread that stem through the slit.
4. Then make a slit in the new daisy stem you have just threaded through.
5. Thread another daisy through that one and carry on. You will soon have a lovely chain of threaded daisies.




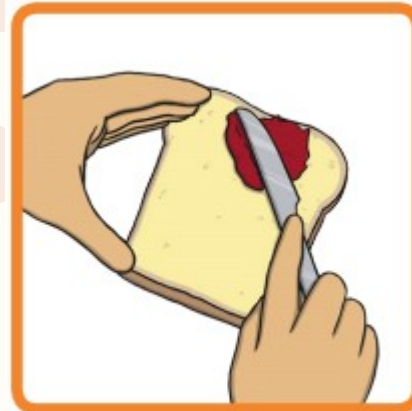

Sit with your child and follow these instructions together.

Read each step aloud to your child and talk about how we follow instructions.


Building a Set of Instructions

Cut out these instruction cards.

Work with your child to **put them in the correct order** to make a jam sandwich.



Using the word bank below, can your child **label** any of these instructions?



Bread




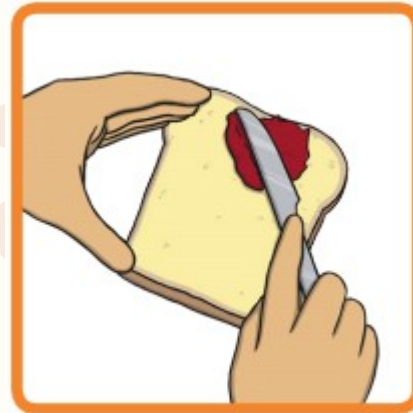

Butter



Knife



Jam



Using the word bank below, can your child **use time words to order** the instructions?

First then next
after finally

