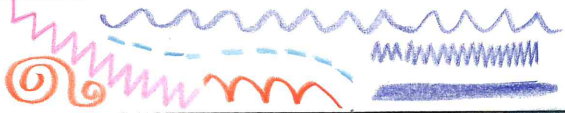













## Year 1 & 2 Sketchbook Art Skills

Activity	Media	Example	Tick or date	
Draw as many different lines as you can. (zig-zag, wavy, fat, dotted etc)	HB pencil Colouring pencils			
Take a pencil for a walk. Colour in each section with a different colour/shade.	Pencil crayons or watercolour pencils			
Take a pencil for a walk. Shade in each section with a different tone.	HB, 2B, 4B, 6B pencils			
Overlap and stick torn pieces of tissue paper to make a design.	Tissue paper PVA or Pritt Stick glue			
Divide page into 4. Draw a seasonal picture in each - spring, summer etc	Chalk pastels or colouring pencils			
Draw numbers 1 - 9 in bubble writing. Decorate each number with a different pattern.	Colouring pencils Fineliner pens			
Collect natural objects and draw them close up. (leaves, feathers, seeds)	Magnifying glass Fineliner pens or pencils			
Draw lots of different houses from memory- add features.	HB pencil Colouring pencils			
Divide page into 4 or 8. In each square design a different pattern.	Felt tip pens Pencil crayons.			
Draw around 2D shapes, overlap and colour in. Practice drawing 3D shapes.	3D shapes 2D shapes Pencil crayons			
Divide your page into 4. Draw yourself doing your favourite activities.	HB pencil Colouring pencils			
Draw and paint your family.	Watercolour paints or pencils Fine brushes			
Draw a picture of an imaginary land - add lots of details.	HB pencil Watercolour pencils	