




Dear Parents and Pine Class children,

Well done to those children who have been working hard and getting on with their weekly challenges. Just a reminder that the phonics, English and maths learning is really important to focus on everyday however these are suggested activities and if you are finding these hard to do please email me. I have not created a worksheet for every lesson as lots are practical so please read the plans carefully to find out what you should be doing. Please plan your days and activities with this in mind. Please be aware that in school the learning provision would look very different. We would be differentiating learning and inputs, children would have interventions and plenty of resources. These plans are just to accommodate learning from home for the majority during this lockdown period. I hope you enjoy our new theme: Under the Sea! ☺

Mrs Day and I are thinking of you and missing you all. Don't forget to watch the you tube weekly challenge! Keep in touch with me through email please continue to send photos of your learning. Remember to take time to relax, watch tv, sleep and laugh with your families. If you need me I'm only an email away ☺

From Miss Khokhar

Reception Home Learning Menu - Week beginning 1.06.20	
P.E.	Creative (Music, Art, Drama)
<p>Follow along with Joe Wicks on you tube at 9.00am everyday to keep fit and healthy. If you have not access to You tube, can your child make up their own workout or dance routine.</p> <p>'Go noodle', 'Cosmic Yoga' and 'Just Dance' are also great alternatives.</p> <div>    </div>	<p>Using your theatre that you created for your owl babies' project, see if you can create a new show. Make it as real as possible and include your siblings and parents or carers. You could make tickets, popcorn and maybe turn off the lights for a special show. You could create new puppets for your show or you could be the actors yourself. Film your show if you want to send it to me ☺</p>

Weekly Subject Focused Project: Understanding the World

Focus: Seasides/Beaches


Key Tasks: *What do you know about seashores?* Make a mind map about beaches and show pictures of different beaches around the UK but also around the world. *Why do they look different? What is the same? What is different?* Have a sea side afternoon – ice cream, sun hats, sand pit



open, and paddling pool open outside if you have one, and maybe have a seaside drink outside ☺

Suggested tasks:

- Create a beach scene using art materials and real sand if you have any
- Write sentences comparing two beaches (rocky beach in the UK and a sandy beach in Spain)



Phonics – recapping old sounds that have already been taught in school.

H - <https://www.youtube.com/watch?v=NBjmplc3XIQ> – prior to the lesson write the words on paper and put them in a hat (hat, hill, hiss, how, hot, hut). Go on a hat hunt – how many hats can you find? Everyone put a hat on and say h, h, I want my hat back. Then practice writing the letter 'h'. take your hat off and pull out the words and sound them out. Then write the words: hut, hats, hill. Then write a sentence with these words.

B - https://www.youtube.com/watch?v=MSPTL8_DyKw – prior to the lesson dress up as an astronaut and hold a baby in your arms. As you hold the baby say 'b, b, baby'. Then using 'moon dust' (flour) write the letter 'b' with your finger. Then practice writing the words: bank, bit, bin, band and then write a sentence with one of these words eg: *The band were playing in the bank as they opened.*

F/FF - <https://www.youtube.com/watch?v=L5uJaThuN3U> take a trip to a forest, take a clipboard with you and say 'f, f, foggy forest'. Hide magical 'f' words around the forest area and go on a hunt to sound out the words on the paper (fox, fog, fit, fun, fan) then practice writing sentences.

Letters and sounds which is a different phonics scheme are setting up daily lessons on your tube. They have different actions and captions however the sounds are the same as ours. If you would like to use this as an **additional** phonics session please use the following link:

<https://www.youtube.com/watch?v=siVkJXoEQDNc> Do not use this as your only phonics lesson but refer to the above sounds for this week.

Reading: Inference Task

Read a book for 15 minutes a day and discuss the story thinking about the plot, characters, setting, problems and solutions in the story or have a go at using your inference skills to discuss this picture.



1. What is happening in the picture?
2. Where are could they be?
3. How did they get there?
4. What problem could occur?
5. Choose 3 people from the picture,
Describe how they are feeling and why.



English: The Rainbow Fish - <https://www.youtube.com/watch?v=QFORvXhub28>

Monday: Explain to the children that today they will have to use clues to work out what the story will be about. Show/play 30 seconds of the video of underwater sounds <https://www.youtube.com/watch?v=5bN6VNTXrIE> - *where do you think this story might be taking place? What could it be about?* Then show a fish bowl - *what animal do you think our story will be about?* Read 'The Rainbow Fish'

Tuesday: Show the story of 'The Rainbow Fish'. Read the title and the author's name - *what does an author do?* Open the book towards your body. (Prepare the book before the lesson, put multi-coloured glitter inside) and create awe and wonder by hooking the children in as they watch the glitter sprinkle out. Order the story using the picture cards.

Wednesday: Recap the story, *What happened in the story?* Start to draw the story map for the story and practice the actions as you go along.

Thursday: Continue to learn the story map. Draw the pictures and practice line by line saying the story (see attached) and include the actions.

Friday: continue to learn the story map - record yourself saying the story map using the pictures to help you remember the words.

Maths: To count reliably to 20

Monday: Count to 10 march. Then jump to 20. Explain that counting helps us all the time - *What things can we count? How many fish are in the book? Can you write the number on your WB? Show page by page*

Tuesday: Show under the sea animals (see attached animals)- *can you say the number on the animal? Can you order the animals? Use counters or cubes or household objects to count out - can you count out the correct number of objects for each animal to 20?*

Wednesday: Play: <https://www.topmarks.co.uk/learning-to-count/underwater-counting>. Write the number of animals they can see.

Thursday: count out a group of 20 objects - check they can count accurately. Then put 10 of the objects in groups of 2's and count them in 2's together. (2, 4, 6, 8, 10) explain that we can count in 1's or in 2's.

Friday: roll two dice together - use the objects to count out the correct number that has been rolled. You can use any objects you find.

Addiontional Suggested Activities

Roleplay: pretend you are at the beach, dress up in you beach clothes, take a towel and sunglasses and enjoy sunbathing in the sun (with suncream on) then pretend to build sandcastles and if you have a paddling pool you can pretend you are in the sea.

Small world: create an under the sea scene - use sea animals, boats and water if you can. Maybe use your paddling pool outside.

Cooking: look online to make your own tropical fish cupcakes. <http://allrecipes.co.uk/recipe/46844/tropical-fish-cupcakes.aspx>


Gross motor: play the game sharks and fishes with your family - its like the game 'tag' but you choose one person to be the shark and the others are the fishes who get caught. See if you can find a fun way of setting the fish free.

Art: open ended junk modelling challenge - what can you make? Use materials to create your own rainbow fish.

Understanding the world: read books on sea animals - what facts do you know? Share them with a friend or make your own fact book


Maths: In a water tray, add glitter and children can measure different amounts of water to fill the 'fish bowl' - add keywords for capacity (full, half full, empty etc)






Once upon a time there lived a fish in the deep blue sea. Not just an ordinary fish, but the most beautiful fish in the entire ocean. His scales were every shade of colour. His scales were blue, green and purple with sparkly scales among them. The other fish were amazing at his beauty. One day a little blue fish said 'can I have one of your scales please'. 'Go away!' said the Rainbow Fish. From that day on no one wanted to be friends with The Rainbow Fish. He was lonely. He saw a wise old octopus. He said 'give away your scales and you will be happy. Suddenly The Rainbow Fish whizzed through the ocean to share his scales. Everyone was happy and so was he.


Rainbow Fish




starfish



octopus








blue fish





Rainbow Fish characters for story board/map


other fish








Cut the pictures up and
order them correctly to
retell the story of the
rainbow fish!



Name: _____

Date: 6.20 I/S ALA LO: To form letters correctly.


To retell a familiar story. To use time words to order the story.































Cut and Stick Number Ordering (1-20)


Cut out the fish and stick them in the correct order.

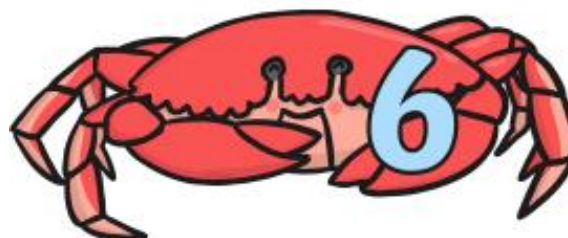
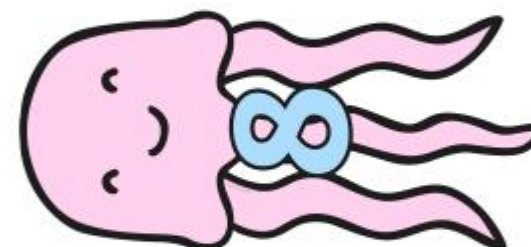


Cut and Stick Number Ordering (1-20)


Cut out the fish and stick them in the correct order.

Write how many items there are in the circle.











19



20



0



4

5


1



5

2

3



5

1

3



7

4

8



5

6


1



4

3


6



5

6


4



8

9


10



5

7


8



8

5

9



3

2

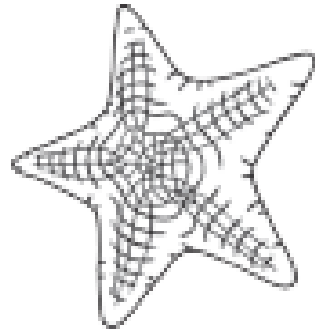
4



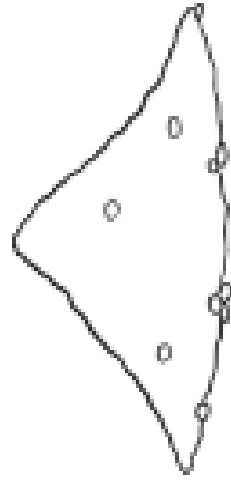
3

6

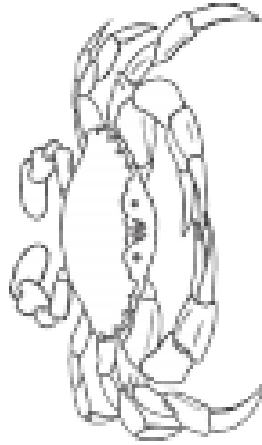
2




_____arfish



sa_____



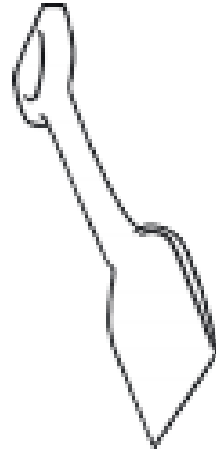
_____ab



_____ag



_____oud



_____ade

Seaside Labelling



frisbee
seagull

sun

kite

sea

lifeboat

lighthouse

boat

lifeguard

waves

shells

wind break

sand

beach huts

pier and wheel

sandcastle

rock pool

pebbles

bucket and spade

deckchair