

Dear Parents and Pine Class children,

Well done to those children who have been working hard and getting on with their weekly challenges. Just a reminder that the phonics English and maths learning is really important to focus on everyday however these are suggested activities and if you are finding these hard to do please email me or let me know. I have not create a worksheet for every lesson as lots are practical so please read the plans carefully to find out what you should be doing. Some activities need adult supervision however others do not. Please plan your days and activities with this in mind.

Mrs Day and I are thinking of you and missing you all. Stay safe and remember I'm only an email away if you need me ☺

From Miss Khokhar

Reception Home Learning Menu - Week beginning 18.05.20	
P.E.	Creative (Music, Art, Drama)
<p>Follow along with Joe Wicks on you tube at 9.00am everyday to keep fit and healthy. If you have not access to You tube, can your child make up their own workout or dance routine.</p> <p>'Go noodle', 'Cosmic Yoga' and 'Just Dance' are also great alternatives.</p>	<p>Make a butterfly picture using any materials you have at home (paint, colours, sequins, glue, feathers)</p>



Weekly Subject Focused Project: Science

Focus: life Cycles of animals

Key Tasks: read 'The Very Hungry Caterpillar' or watch it on: <https://www.youtube.com/watch?v=75NQK-SmlYY> and think about the life cycle of a butterfly. What happens in the cycle and which order does it go in. why do you think a caterpillar becomes a butterfly?

Suggested tasks:

- Fill in the life cycle sheet
- Go on a butterfly hunt

Phonics – recapping old sounds that have already been taught in school.

CK - <https://www.youtube.com/watch?v=ZyD8WRJTFRY> - Listen to the story and use a keyboard to find the two letters that make the diagraph ck. Can you type them out on the screen? Model how there is no space between these letters as they go together to make the 'ck' sound. Practice reading the words: duck, truck, click, clack, pack, sack. Chn to then write 3 of these words out. Then chn to write a sentence with one 'ck' word.

E - <https://www.youtube.com/watch?v=4lxBq9nJkig> - listen to the story and practice writing the 'e' letter on an egg. Practice having an egg and spoon race with a member of your household. If possible ask an adult to put words on real eggs and hide them in the garden. Go on a hunt and sound out the words you see. Then write them down (egg, web, ten, den, leg, peg, Ben, elk)

R - <https://www.youtube.com/watch?v=ppjiuCyNGqY> Listen to the story practice writing the letter 'r' in mud. Take a stick and practice writing out the words: rock, rack, run, rap, rag, rid) then write 2 sentences with these words in on paper.

Letters and sounds which is a different phonics scheme to ours are setting up daily lessons on your tube. They have different actions and captions however the sounds are the same as our scheme. If you would like to use this as an **additional** phonics session please use the following link: <https://www.youtube.com/watch?v=siVkJXoEQDNc> the daily sounds they teach are not in the same order as the ones I have suggested above.

Please do not only use the letters and sounds link as your phonics session. Please refer to the above plans for sounds o, c and k.



Reading: Inference Task

Read a book for 15 minutes a day and discuss the story thinking about the plot, characters, setting, problems and solutions in the story or have a go at using your inference skills to discuss this picture.



1. What is happening in the picture?
2. What is on the floor?
3. How did it get there?
4. Who is responsible for the mess?
5. How is dog feeling? If he could talk, what would he say



English: Instructions

Monday: what is an instruction (a set of steps in order to complete a task). Practice giving your family an instruction for them to follow eg: first pick up your socks.

Tuesday: discuss bossy words (imperative verbs) and time words. These are used in instructions to make them clear. Eg: first, next, then, meanwhile are time words. Mix, cut, put, bend are examples of bossy words. Show the instructions and read them, They should circle the bossy words and time words - see attached page.

Wednesday: think about how important hand washing is at the moment. Can you follow simple instructions to wash your hands?

Thursday: write instructions for washing your hands - use the sheet attached or create your own. You can put this in your bathroom at home.

Friday: write your own instructions and follow them? Include time words/bossy words. Eg: How to make a cake, How to tidy my room etc.

Maths: One more and one less

Monday: recap numbers to 10 by marching on the spot. Count up and then count down. Roll a dice, say the number you land on and then say the number that is one more and one less.

Tuesday: recap numbers to 20. Jump and count to 20 then hop when counting down from 20. Write the numbers out in a line. Then adult to say a number between 0-20. Chn to then say one more and one less than that number.

Wednesday: play: <https://www.topmarks.co.uk/learning-to-count/chopper-squad> with an adult

Thursday: find objects from around the house eg: toys, cups, cutlery and an adult to take one away or add one. Eg: I had 5, i took one away. One less than 5 is 4 OR I had 5, I added one more. One more than 5 is 6.

Friday: use the fish bowl sheet as an example to explore different numbers. Use the language of one more/one less.



Additional Suggested Activities

Roleplay: create a farm shop - what would be sold in your shop? Make foods and tills with junk modeling. Make fake money put of paper or borrow some 1p, 2p and 5p coins from your grown ups to pretend to have real customers buying items from your shop.

Small world: make mini beast puppets or decorate stones (see attached pictures) and see if you can create a small world garden for them to live in. use real grass, sticks, water, stones and any other things you can find in the outdoor environment.

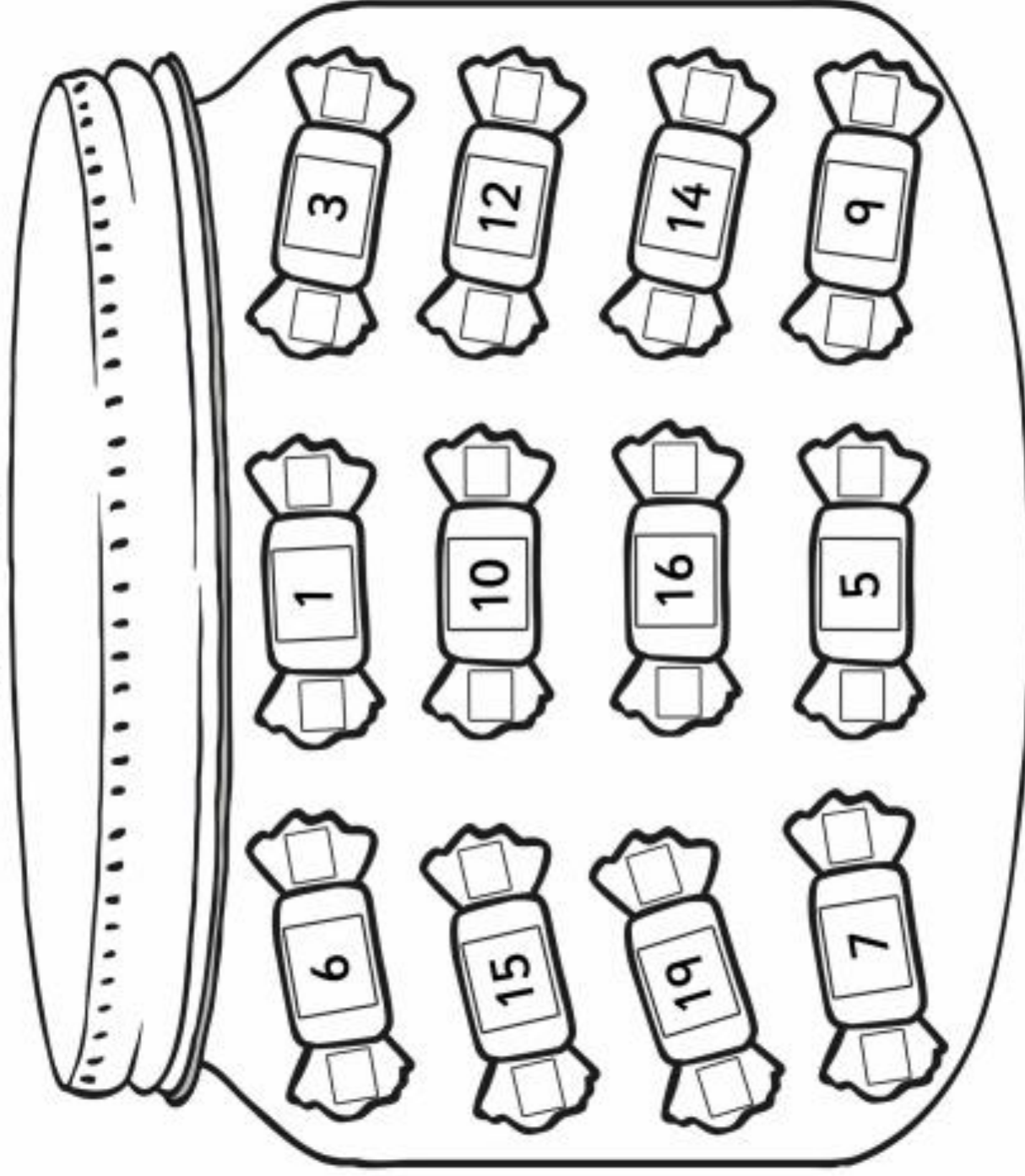
Cooking: visit the link and have a go at making your own peanut butter bumble bees at home (be aware of allergies before you start cooking)
<https://eatingrichly.com/healthy-peanut-butter-balls-bees/> or bake your own cupcakes decorated as a bumble bee.

Gross motor: go on a bike ride or take a walk in a park. See if you can jump, throw and catch a ball or create a dance move to teach your family.

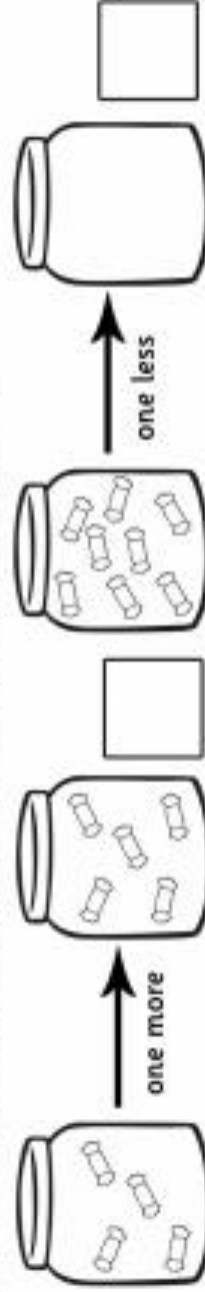
Don't forget to watch the you tube weekly challenge! Keep in touch with me through email and those of you who want to, please continue to send photos of your learning. Remember to take time to relax, watch tv, sleep and laugh with your families. If you need me im only an email away ☺

Miss Khokhar

Write one more and one less than the numbers shown in the boxes.



Draw one more or one less and write the number in the box.



Ask your grown-up to tell you a number. Place this number of raisins or cereal pieces on your plate. If your grown-up says 'one more', can you add one more and say the number you have? If your grown-up says 'one less', can you eat one then count the number you have left?



Ask a friend or grown-up to place some small toys in front of them and say how many they have. Can you count out a group of toys that is one more?



Build a tower with 7 bricks. Can you build two more towers of bricks, one that uses one less than 7 bricks and one that uses one more than 7? Can you put these in an order? What do you notice?

Ask a grown-up to draw a spotty snake. How many spots does it have? Can you count them? Can you draw a snake that has one less spot?



Circle the bossy words

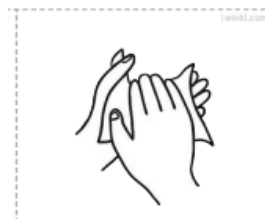
Circle the time words

1. First turn on the tap
2. Then wet both your hands with water
3. Next put soap on your palms
4. After that rub your hands together, putting the soap all over your hands.
5. Then wash the soap off with water
6. Next turn off the tap
7. Finally dry your hands.



Write your own instructions for washing your hands.











Remember bossy words tell you what to do and time words put the instructions in order.

How to Wash Your Hands

Do you know how to wash your hands? Look carefully at the pictures and then cut and stick them in the correct order.

--	--	--	--	--



Can you tell a friend
all about how we wash
our hands?














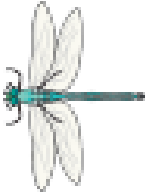





Six Steps to Washing Your Hands



Minibeast Hunt

Tick the minibeasts that you have found!

								
spider	slug	beetle	crane fly (daddy-long-legs)	earwig	snail	millipede	fly	bee
<input type="checkbox"/>	<input type="checkbox"/>	<input type="checkbox"/>	<input type="checkbox"/>	<input type="checkbox"/>	<input type="checkbox"/>	<input type="checkbox"/>	<input type="checkbox"/>	<input type="checkbox"/>
								
woodlouse	butterfly	wasp	ladybird	dragonfly	ant	worm	caterpillar	
<input type="checkbox"/>	<input type="checkbox"/>	<input type="checkbox"/>	<input type="checkbox"/>	<input type="checkbox"/>	<input type="checkbox"/>	<input type="checkbox"/>	<input type="checkbox"/>	<input type="checkbox"/>

ant



butterfly



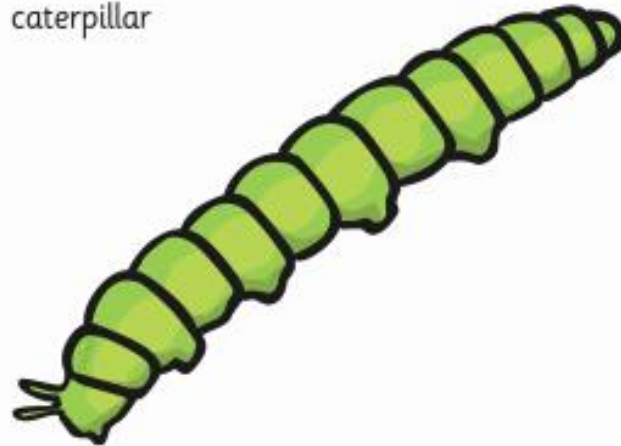
ladybird




bee



caterpillar



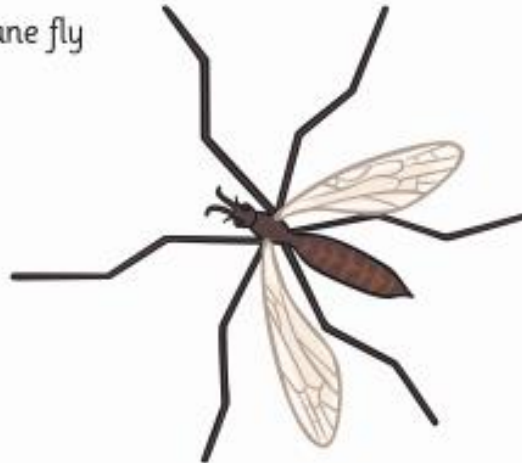
millipede



beetle



crane fly



slug



Mini-beast writing frames



Mini-beast writing frames



Butterfly Life Cycle

