

To my lovely Pine Class children,

I hope you are all safe, happy and well. I am really missing teaching you all. It's sad to think how long it has been since I've seen you but the good news is that I still get to see you when you send me your work, videos and pictures and I hope you are watching the challenge videos on you tube. It's been a lovely week in school with the sun shining and the children learning. We thought about our families in PSHE, we discussed special places in R.E and we were visited by a funny yeti in phonics. He taught us to written snow! And we also were visited by a magician who showed us his box of tricks. Lastly we were visited by a sleepy alien who read us a fantastic story.. The children in school are missing you all very much and we hope to see you soon. Please make sure you are getting on with the learning I am sending home. It is very important that you keep making your brains grow and learn each day. If you want help knowing which activities to do all week, make yourself a train timetable like we have at school to keep you focused. Remember to get outside and enjoy the weather. Learning outdoors is sometimes more fun than being inside. Try both and see which you prefer. Keep smiling and stay positive. This will be over soon and hopefully we can get a chance to see you before the summer holidays.

Please carry on working hard and if you need me I'm only an email away ☺ thinking of you all!

From Miss Khokhar

Reception Home Learning Menu - Week beginning 29.06.20	
P.E.	Creative (Music, Art, Drama)
Follow along with Joe Wicks on you tube at 9.00am every day to keep fit and healthy. If you have not access to You tube, can your child make up their own workout or dance routine. 'Go noodle', 'Cosmic Yoga' and 'Just Dance' are also great alternatives.	See if you can follow this recipe to make your own creative ice lollies: https://www.bbcgoodfood.com/recipes/collection/ice-lolly OR Spend some time singing your favourite under the sea songs: we all live in a yellow submarine, theres a hole in bottom of the sea, a sailor went to sea

Understanding the World: Under the Sea Animals

Key Questions: sing: <https://www.youtube.com/watch?v=QVfVIcWlalo> - get children to draw a pirate - what is a pirate? What did they do? Are pirates real? Read through the slides/pages about pirates. Where do pirates live?



Suggested tasks:

- Make a pirate ship
- Label pirates
- Write facts about pirates



Phonics - recapping previous sounds that have already been taught in school.

qu: https://www.youtube.com/watch?v=6Q8MQPVq_vg make yourself a crown and pretend to be the queen. Practice saying the caption action (qu, qu quiet for the queen). Sing the grand old duke of York together and use the flags to sound out the words as you sing along. Then practice writing the words: quiz, quickly, quit, quiver. Then write the sentence: This quiz is too hard.


ch - <https://www.youtube.com/watch?v=6ER5HeXRKaA> - dress up as a chicken and read the story. Prior to the lesson hard boil eggs and write these words on them (chick, chop, chap, chin, chips, chirp) then go on an egg hunt and sound out the words. Then on the egg paper write down the words.

sh - <https://www.youtube.com/watch?v=k6ASkGUzKqu> - show the children a pair of binoculars and feathers - what could we go and find outside? Show the story and read it together outside. Prior to the lesson hide the 'sh' words in the garden and children to go and find them to sound out. Then children to write down the sentence: The bird's beak is sharp. The ship is bigger than me. I can shout out loud.

Please practice these sounds **Monday-Wednesday** and then **recap** them all together on **Thursday and Friday**. The children can practice writing more words or sentences. Please remember that these phonic lessons are really **key to the children's development of reading**. To ensure they are engaged please prepare the lessons as much as possible and don't hesitate to **be creative**! I would love to see photos of the children taking part in these lessons.

Reading: Inference Task - listen to: <https://www.youtube.com/watch?v=nIfc9lsZPLQ> The fish who could wish

Read a book for 15 minutes a day and discuss the story thinking about the plot, characters, setting, problems and solutions in the story or read the text



'The Fish Who Could Wish'. Then answer these questions below.

1. Which words rhyme with wish?
2. What would you wish for if you could?
3. Retell the story - what did he wish for?



English: Non-Fiction - LO: To write simple sentences. To use correct punctuation. To write labels, lists and captions

Monday: look at a non-fiction text about under the sea animals. In school we will be looking at the book 'Amazing fish'. *What is the difference between fiction and non-fiction books?* Show a selection of books and sort them into two groups. Then look at the differences in the front covers - real photographs/cartoons.

Tuesday: show a page from a non-fiction book (prior to the lesson find a page with captions, labels and titles) identify these on the page and explain what a label does, what a caption is and why we use titles. Read facts about under the sea animals.

Wednesday: show a picture of an under the sea animal - children to write labels on post-it notes and stick them on the picture.

Thursday: show a picture of an animal - recap what a caption is - model writing one together and then children to practice on the other pictures.

Friday: use the template of a fact page - fill it in together and discuss the key features of a non-fiction text as you go along. Highlighting the title, photo, caption, labels, lists, facts)

Maths: Money

Monday: Open a pretend pirate shop - use a pirate or parrot puppet and hold up the coins (1p, 2p, 5p, 10p, 20p, 50p) - *what are these called?* Match the correct coin to the price tag on the items - *which coin would you use and why?* Discuss the value of each coin Eg: 5 1pennies fit inside a 5p coin.

Tuesday: play coin splat - *can you identify each coin?* Then play: <https://www.topmarks.co.uk/money/toy-shop-money>

Wednesday: show some items with price tags on (1p, 2p, 5p, 10p, 20p, 50p) - *which coins can you use to pay for these items?*

Thursday: show two purses with different amounts of money in - *which purse has more?* Address the misconception of more coins means more money. Look at the value of each coin and recap addition skills to work out the total of each purse.

Friday: show the price tags from the start of the week - *is there only one way to make 5p? which other ways can you make the correct amount?*

Continuous Provision

Roleplay: create your own pirate ship, use a cardboard box to create the front of a ship. Can you paint or decorate it. Make a crew with puppets or ask your siblings to join in. make a plank, ladder, sails and imagine life on deck, can you create your own pirate adventures? ☺


Small world: make your own pirate puppets and use your imagination to create your own story or song.

Gross motor: develop throwing and catching skills - use a timer to see how many times you can catch a ball in 1 minute.

Understanding the world: talk to your grandparents about what it was like to visit the beach in the past. Compare it to what beaches are like now.

Art: draw under the sea animals and collage them with different materials (sequins, coloured paper, glitter, paint, colour pencils)

Construction: build a fish tank for the Rainbow fish and his friends.. Use lego, duplo, wooden blocks or anything you have at home.



Name:

Date: .6.20 CIL Phonics PD C&L I/S

Sound out the words with the 'qu' sound and write them inside the queen's crowns




Ns: Write a sentence using a word
containing the grapheme 'qu'

Name: _____

Date: .6.20 CIL Phonics PD C&L I/S

Sound out the words with the 'ch' sound and write them inside the boxes - Story link; Chicken Licken

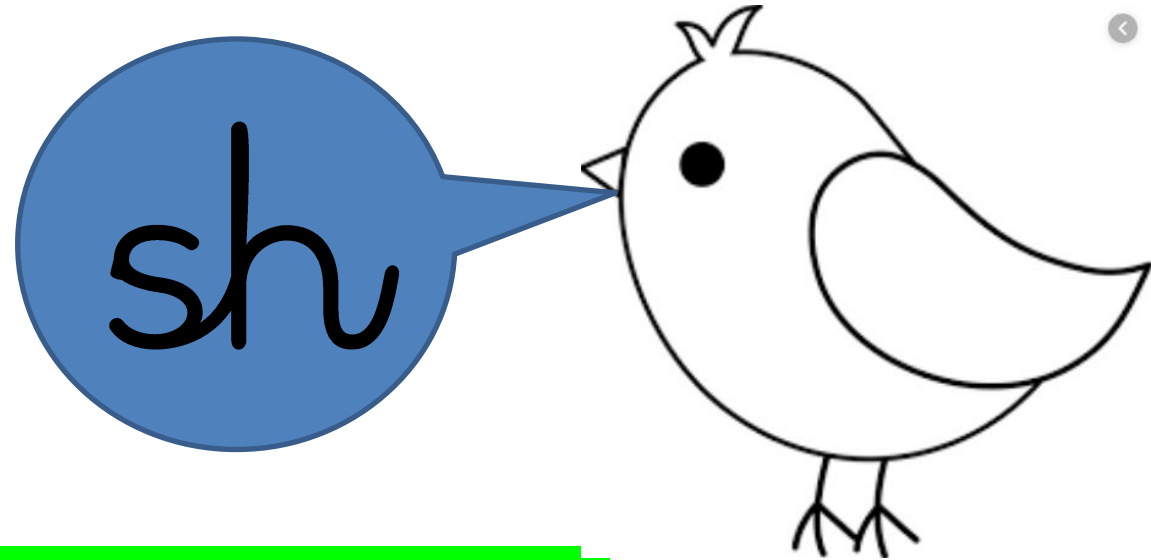


Ns: Write a sentence using a word containing the grapheme 'ch'

Name:

Date: .6.20 CIL Phonics PD C&L I/S

Sound out the words with the 'sh' sound and write them inside the boxes - Story link; Shh! We have a plan

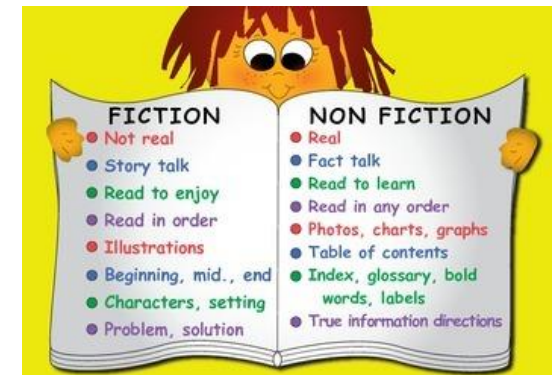


Ns: Write a sentence using a word containing the grapheme 'qu'

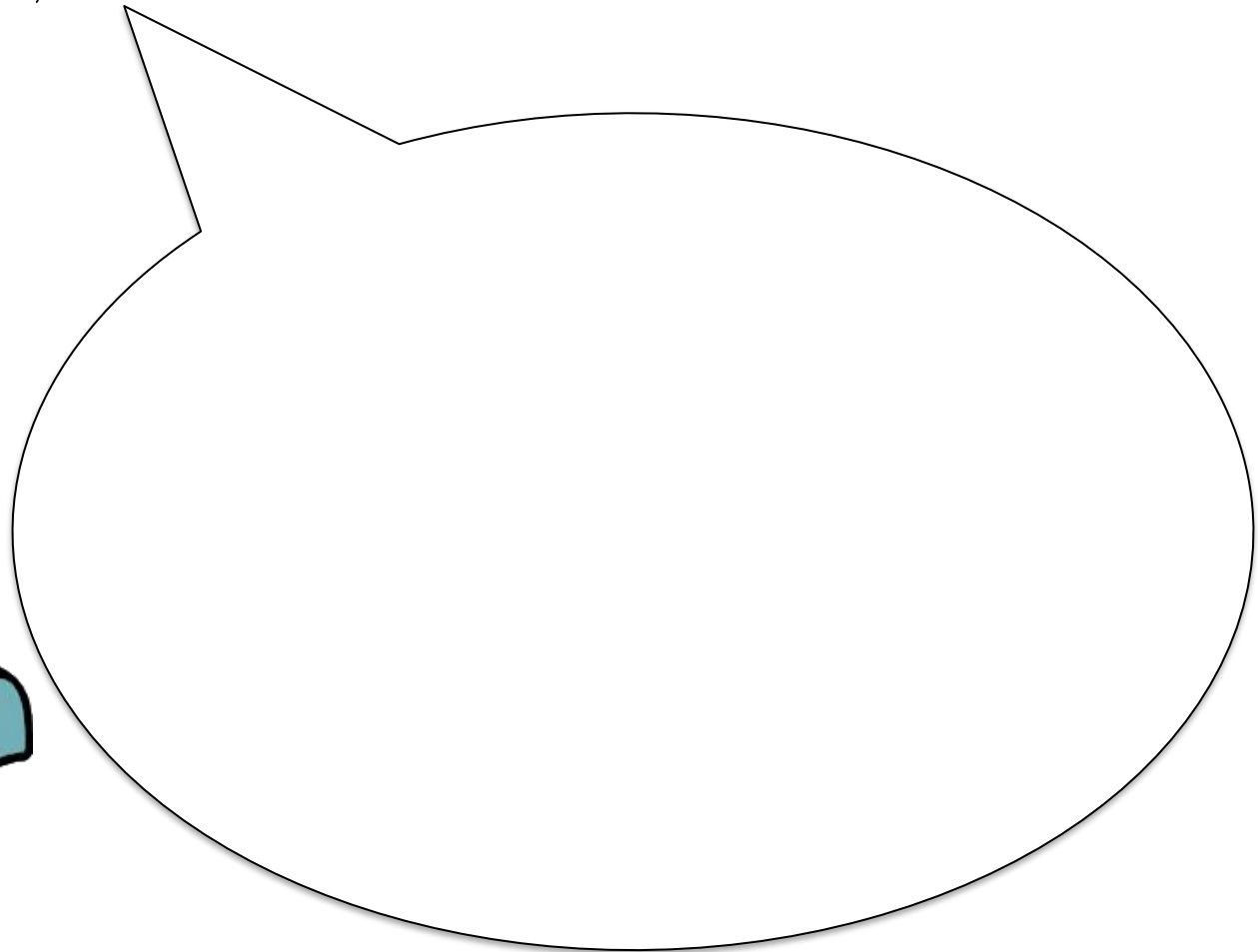

Name:

Date: .6.20 ALA I/S Literacy C&L I*

Sort the books between fiction and non-fiction with an adult



What are the differences between fiction and non-fiction?




Name:

Date: .6.20 ALA I/S Literacy C&L PD

LO: To write labels, lists & captions

Label the under the sea animals, caption a picture and add a title to the fact page - adult to support - 2*




Name:

Date: .6.20 ALA I/S Literacy C&L PD

LO: To write labels, lists & captions

Label the under the sea animals, caption a picture and add a title to the fact page - adult to support - 2*



Chesterton
PRIMARY SCHOOL
Learning, growing and achieving together.
www.chestertonprimary.org

Name:

Date: .6.20 ALA I/S Literacy C&L PD

LO: To write labels, lists & captions

Create your own fact page about an under the sea animal – include 3 key features (photo,, title, labels, captions, single or simple facts) – 3*

Name:

Date: .6.20 ALA I/S Literacy C&L PD


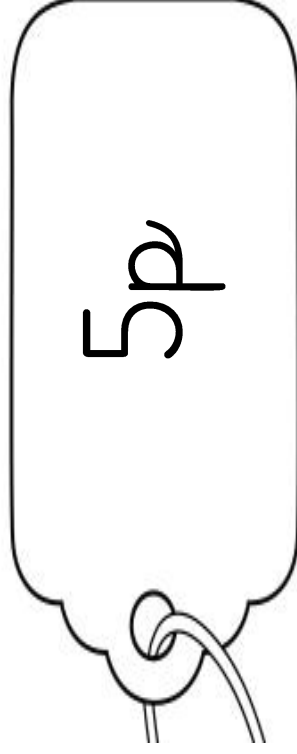

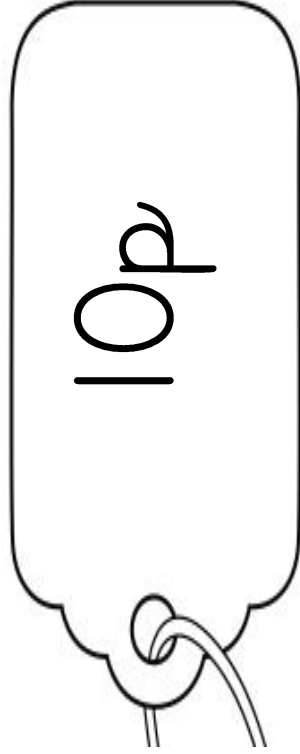
LO: To write labels, lists & captions

Independently create your own fact page about an under the sea animal - include key features (photo, keywords, title, labels, captions, variation of facts)) Choose your own layout- 4*

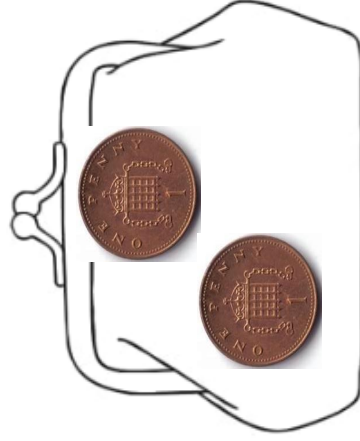
Name:

Date: 29.6.20 ALA I/S Maths PD

LO: To recognise coins – solve problems involving money – *



Which purse has more? Can you explain how you know?



Chesterton
PRIMARY SCHOOL
Learning, growing and achieving together.
www.chestertonprimary.org



Name:

Date: 30.6.20 ALA I/S Maths PD

LO: To recognise coins - draw around the correct coin that matches the price tag - 2*

10p

20p

5p

2p

50p

LO: To recognise coins - solve problems involving money - select the coins you need to make the amount - 3•



Which coins would you need to buy these items? Write down the coins you would use.

Treasure map:

Parrot

Flag

Sword

Hat



Name:

Date: 2.7.20 ALA I/S Maths PD

LO: To solve problems using money - how can you make the amounts in different ways? 4*

10p

20p

5p

2p

50p

Name: _____

Date: _____

In our theme lessons the children have been learning about pirates. We can add labels and captions to the pirate with our new knowledge.

Label the pirate below:



Seaside Labelling Worksheet




frisbee
seagull
sun
kite
sea
lifeboat
lighthouse
sea
boat
lifeguard
waves
shells
wind break
sand
beach huts
pier and wheel
sandcastle
rock pool
pebbles
bucket and spade
deck chair

Name:

Date:

In our theme lessons the children have been learning the seaside. We have learnt about what beaches were like in the past and we have compared them to how a visit to the beach would be like now. Talk to your g grandparents on the phone and ask them what it was like to visit the beach when they were younger.



What was the same? What was different?