

Dear Parents and Pine Class children,

Please find below a **suggestion of learning tasks** for the coming week. We as a school, want to reassure you that a high priority of ours is well-being. Particularly the mental well-being of the children, yourselves and our staff at such a tough time. Therefore we do not want the activities below to become a source of extra stress for you. Please know that I am available by email to provide support, if needed. The most important activities for you to complete with your child(ren) is **daily phonics** and **language development through conversation**. We also recognise that activities you do with your children such as craft, baking, playing games, etc have many educational benefits and would encourage you to continue completing activities both you and your child enjoy doing together.

Thinking of you and missing you all. Stay safe and remember I'm only an email away if you need me ☺

From Miss Khokhar

Reception Home Learning Menu - Week beginning 4.05.20	
P.E.	Creative (Music, Art, Drama)
<p>Follow along with Joe Wicks on you tube at 9.00am everyday to keep fit and healthy. If you have not access to You tube, can your child make up their own workout or dance routine.</p> <p>'Go noodle', 'Cosmic Yoga' and 'Just Dance' are also great alternatives to get active if you can get online</p>	<p>This weeks challenge has been inspired by a little someone in our class. They have been busy creating a theatre out of cardboard and used the Owl Babies puppets to retell the story. This can be as elaborate or simple as you wish. Shoe boxes, paper or cereal boxes can be used.</p>




Weekly Subject Focused Project: Science

Big Question: Where do we live? (animals)

Focus: Animal habitats

Key Tasks: show pictures of a range of animals (see sheet attached) alongside a variety of habitats. Eg: whale, fox, tiger, polar bears – ocean, woodland, jungle, arctic. Then match the animals to the correct habitat. Discuss why the animal would be best suited to live there and why.



Suggested tasks:

- Match the animals to their habitats - see attachments
- Fill in the animals can eat, do have sheet - see attachments.
- Watch: <https://www.youtube.com/watch?v=2fmtIToiGjI>



Phonics

M - <https://www.youtube.com/watch?v=N5kMrooEZa8> - Listen to the story. Make some toast and practice writing the letter 'm' with some jam or marmalade. Then practice sounding out words with the m sound (map, mix, mopping). Then write a sentence with one of these words in.

D - https://www.youtube.com/watch?v=f8_Mu14Odk - prior to the lesson write words starting with 'd' on paper and hide them in some soil. Children to go outside and dig to find the words then sound them out. Model writing the 'd' letter in the soil with a stick. Then write a sentence with these words in: dig, dog, dot - Eg: The dog is brown, the dot is big,

G - <https://www.youtube.com/watch?v=WgGtRh7MTB4>. Listen to the story with a teddy bear, go outside and practice writing the 'g' letter on some leaves. Then practice writing some words with the 'g' sound in it (get, gap, grump). Try putting one of these words in a sentence.

Letters and sounds which is a different phonics scheme to ours are setting up daily lessons on your tube. They have different actions and captions however the sounds are the same as our scheme. If you would like to use this as an additional phonics session please use the following link: <https://www.youtube.com/watch?v=siVkXoEQDNc> the daily sounds they teach are not in the same order as the ones I have suggested above.

Please do not only use the letters and sounds link as your phonics session. Please refer to the above plans for sounds m, d and g.



Reading: Hiccups

Read a book for 15 minutes a day and discuss the story or read along with an adult online for the following story

<https://www.youtube.com/watch?v=2sKN0u3igdw>

- Recall 3 things that Kipper tried to do to get rid of his hiccups
- How many people tried to help Kipper?
- How was Kipper feeling when he had hiccups? Can you use a WOW word (annoyed, frustrated, fed up)



English: Owl Babies

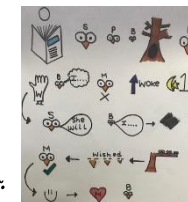
Monday: recap the story of 'The Owl Babies' - draw your own story map of the story using pictures. See attached example.

Tuesday: retell the story using your story map or the book. Then put a small piece of paper over the owls. You are going to change the characters in the story. What animal could it be? Which animal would be in a woodland? Talk about what your new animals look like

Wednesday: using your story map with the covered owls, draw your new animals on your story map and make up a new action.

Thursday: retell your story with your new characters Eg: *The fox babies*.

Friday: draw a picture of your new characters. Write 4 sentences to describe them. Eg: *the foxes are brown and they have soft fur.*



Maths: Subtraction

Monday: Solve simple subtraction sentences to 10 by using pictures eg: (please correct any incorrect number formation)

Tuesday: go outside and collect 10 sticks and 10 leaves. Make number sentences with these objects eg: 4 leaves - 2 sticks = 2 left.

Wednesday: use a stick and write out number sentences in mud/sand or use water on the floor. Eg: 10-8=2

Thursday: if you have a dice, use this to create your own number sentences by rolling it. Make sure the bigger number goes first

Friday: show the numberline below or use a ruler to solve subtraction sentences by jumping backwards. If you have access to a computer, use:

<https://whiterosemaths.com/homelearning/>. Here you will be able to access a lesson a day of maths, there is a video of what to do.

Additional Suggested Activities

Roleplay: create a farm shop - what would be sold in your shop? Make foods and tills with junk modeling. Make fake money put of paper or borrow some 1p, 2p and 5p coins from your grown ups to pretend to have real customers buying items from your shop.

Small world: make a farm scene using foods/materials. Make animals out of junk if you don't have any at home.

Cooking: I'm feeling very hungry and I'd love to see some homemade pizza's this week

Gross motor: practice your football skills by kicking around a ball. Create your own cones by using household items (check with grown ups before you use anything from the house)


Don't forget to watch the you tube weekly challenge! Keep in touch with me through email and those of you who want to, please continue to send photos of your learning. I've loved seeing what you've been up to. Remember to take time to relax, watch tv, sleep and laugh with your families.


Try to call friends and look after each other. If you need me im only an email away ☺

Miss Khokhar



Name.....Date.....



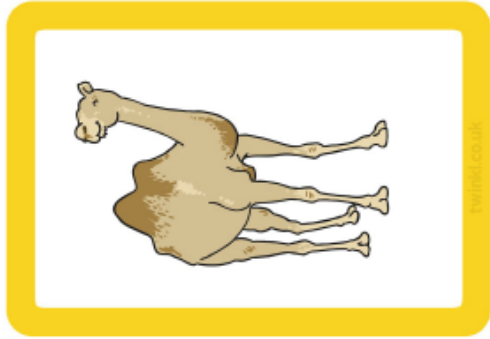


Once upon a time there lived three baby owls. Sarah and Percy and Bill. They lived in a hole in the trunk of a tree with their owl mother. One night they woke up and their mother was gone. I want my mummy said Bill. The owls waited and waited and waited. 'She will come back soon' said Sarah. 'I want my mummy' said Bill. It was dark and they were scared. They sat on a branch together. They closed their eyes and wished for their mummy to come back. And she did! They were all happy. 'I

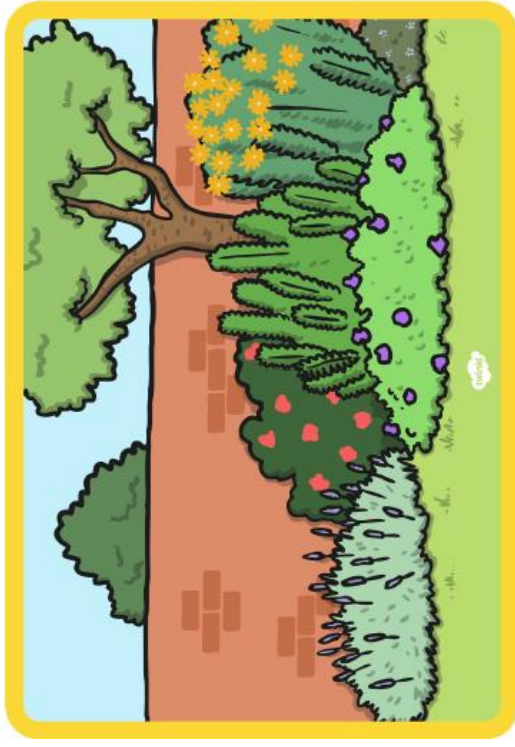
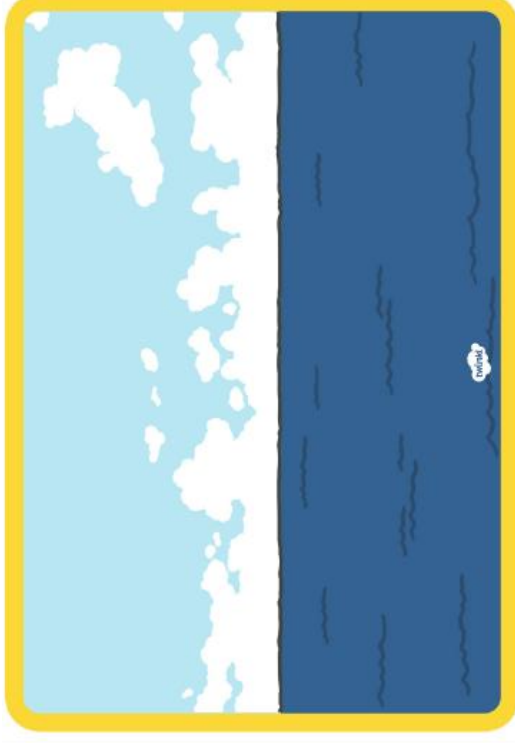

love my mummy' said Bill.

Animal and Habitat

Matching








LO: To talk about animals and the natural world.

have



Badgers

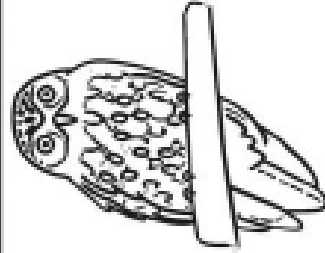
eat

can



LO: To talk about animals and the natural world.

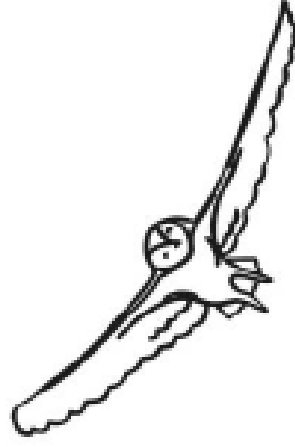
have



Owls


eat

can



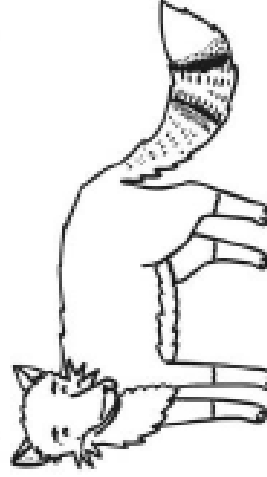
L.O: To talk about animals and the natural world.

have



Foxes

can



eat

L.O: To talk about animals and the natural world.

have



Hedgehogs

can



eat


R2: count by pointing to each picture, R2: form numbers correctly, R2: subtract the numbers or pictures to find the answer




-



=



-



=



-



=



-



=



-



=



-



=

