


Dear Parents,

Please find below a suggestion of learning tasks for the coming week. We as a school, want to reassure you that a high priority of ours is well-being. Particularly the mental well-being of the children, yourselves and our staff at such a tough time. Therefore we do not want the activities below to become a source of extra stress for you. Please know that the teachers are available by email to provide support, if needed. The most important activities for you to complete with your child(ren) is daily reading and language development through conversation. We also recognise that activities you do with your children such as craft, baking, playing games, etc have many educational benefits and would encourage you to continue completing activities both you and your child enjoy doing together.

Year 1 Home Learning Menu	Week beginning 27.04.20
P.E.	Creative (Music, Art, Drama)
<p>Joe Wicks has become the UK's PE teacher. Go on YouTube at 9.00am every day to follow along.</p> <p>If you have not access to You tube, can your child make up their own workout for you and the rest of the family to have a go at.</p>	<p>Drama – Where does food come from? Role play being a farmer. Oh no! Your cows have escaped – what are you going to do?</p> <p>Music – Make a drum from junk modelling and practice keeping the beat to one of you favourite songs.</p>  <p>DT – Research where food comes from. Create a list of foods that come from plants and a list of foods that come from animals.</p>

Weekly Subject Focused Project: History

Big Question: Do you think Edith Cavell/ Mary Seacole/Florence Nightingale were real life superheroes?

Focus: Who was Mary Seacole?

Key Tasks:

Watch the videos about Mary Seacole

<https://www.youtube.com/watch?v=FZDfibPtBII>

<https://www.youtube.com/watch?v=K02UX1tCT2g>

<https://www.youtube.com/watch?v=4QgfNX79eLE>

Learn about the herbs Mary Seacole used to help the soldiers.

Additional suggested tasks:

Find where Jamaica is on a map or globe. What is the Capital city of Jamaica? (We have learnt this before!)

Make your own herbal remedy that Mary Seacole would've used in the war: With an adult's help make a lemon tea used to help coughs.


Mary's Herbal Remedies

Mary used herbal remedies she had learnt from her mother to treat the soldiers.

She would often grind them in a pestle and mortar, mix them in a bowl or heat them over a fire.






Some of the ingredients she used included:

- Aloe Vera – mixed to help heal cuts and wounds.
- Lemongrass – boiled to help a fever.
- Ginger – ground to help diarrhoea.
- Lemons – mixed to help coughs.
- Okra – chopped to help heal boils.








Some countries still use these remedies, or ones inspired by them, today.

Mild – Draw a picture of ingredients Mary used and label them






Ingredient		
 _____		
 _____		
 _____		
 _____		
 _____		

Medium - Draw pictures and use the word bank to help you rewrite the sentences and fill in the blanks about the ingredients Mary Seacole used.

Ingredient	Information	
 _____	his was used to help _____. Mary would _____ with water in a _____.	
 _____	This was used to help _____. Mary would _____ it with a _____ and _____.	
 _____	This was used to help heal _____. Mary would _____ it with a _____.	
 _____	This was used to help heal _____. Mary would _____ it in a _____.	
 _____	This was used to help _____. Mary would _____ it in a _____.	

wounds	lemon grass	mix	pan	cuts
bowl	boils	bowl	coughs	boil
knife	pestle and mortar	Okra	chop	Aloe Vera
crush	fever	diarrhoea	ginger	lemons

Chilli – Draw pictures and rewrite the sentences by filling in the blanks

Ingredient	Information
 _____	his was used to help _____. Mary would _____ with water in a _____.
 _____	This was used to help _____. Mary would _____ it with a _____ and _____.
 _____	This was used to help heal _____. Mary would _____ it with a _____.
 _____	This was used to help heal _____. Mary would _____ it in a _____.
 _____	This was used to help _____. Mary would _____ it in a _____.

Spelling and Grammar

This week's focus is words with the 'ou' sound:

house, out, mouse, crouch, bounce, ouch

Write out the words and add sound buttons.

Use each word in a sentence.

Practice spelling each word by writing them out. You could write them in sand with a

stick, paint them, use your finger in a tray of flour/rice/shave foam etc.

Match each word to its plural

house mouse crouch bounce sound shout

crouches shouts houses mice bounces sounds


Unscramble the days of the week!

Days of the Week Unscramble the words	
unasyd	<input type="text"/>
nomyad	<input type="text"/>
esutady	<input type="text"/>
dwesenayd	<input type="text"/>
srthdyua	<input type="text"/>
irdfya	<input type="text"/>
yasarudt	<input type="text"/>

Sort the nouns into the correct columns in the table.

Write the word to match the picture in the word box.

pound cloud hour south flour mouse snout round loud out house bow



A grid of 15 word boxes, each with a picture and a word box. The pictures are: a compass rose, a cloud, a clock, a 1 lb bag, a jar of flour, a pig, a cat, a person with a speaker, a mouse, a sailboat, a house, and a round object with a curved arrow.

Day	Month	Name

Harry Saturday September

January Molly Tuesday

Friday August Jess

Challenge


Try to create a rhyming poem using the 'ou' sound

Reading	
<p>Read for 15 minutes a day. Then use some of the sentences stems below to come up with questions about what you have read. Select a different focus for each day.</p> <p>Alternatively, if you would like a change from coming up with your own questions go to www.pobble365.com and there are pictures and a story starter with questions to answer.</p>	
Vocabulary	Explain
<p>The main character was ...</p> <p>A another word for _____ is...</p> <p>The word(s) _____ suggest that the character is feeling...</p> <p>A definition for the word _____ is...</p>	<p>The most interesting/exciting part was... because...</p> <p>The best structural/literacy feature was ... because...</p> <p>The author makes the story interesting by...</p>
Inference	Retrieve
<p>The description of (character) shows that they are...</p> <p>The following word(s) makes the reader feel...</p> <p>I can tell that... because....</p> <p>The character behaved in this way because....</p>	<p>The key characters in the text are...</p> <p>The story takes place in a/near to a ...</p> <p>With adult support, consider appropriate responses to: How did...? How often...? How ... is ...? Who had...? Who is...? Who did....?What happened to...? What does ... do? Where did ... go?</p>
Prediction	Summarise
<p>Based on the front cover, I think this text will be about... I think this story will be about...because...</p> <p>In the next section, I think (character) will... because.... The story is set in.... this makes me think that...</p> <p>I think (character) will change their mood/behaviour/feelings in the future because...</p>	<p>The first thing that happened was...</p> <p>The key events in order are...</p> <p>A new title for this story could be... because...</p> <p>At the beginning... In the middle... At the end...</p>

Writing

Setting description

Imagine this is the front cover of a book. What would you make the title of the book? Think about the people/animals/creatures you might meet in the story.



Mild – Write a list of adjectives (describing words) for this picture e.g. mysterious, strange, blue etc

Medium – Use adjectives to write sentences about the picture. E.g. The fish are very colourful. The house looked shabby.

Additional suggested tasks:

Watch the adjective rap video at
<https://www.theteachertrain.com/mc-grammar>

Use a coloured pencil to edit your work. Have you missed any full stops or capital letters? Have you made any spelling mistakes? Could you add any extra describing words?


Chilli – Write a full setting description of the picture using adjectives and similes. E.g. The sunken house sat silently like a stone at the bottom of the ocean. It was surrounded by bright, curious fish that darted quickly in and out of the seaweed.....

Maths

Section 1

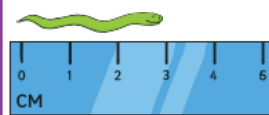
Put these numbers in order, starting with the highest.

7 3 9 5 1



Section 2

How long is the snake?



Section 3

$10 + 3 =$

$10 - 4 =$

$10 + 5 =$

Section 4

Michael has £5 and is given £3 more.

How much does he have now?



Section 5

Share the biscuits evenly into 2. How many are in each box?



Section 6

If $13 = 10 + 3$, what is 15?

Section 7

How many sweets can I buy for 10p?



Section 8

What number is next?

20, 30, 40,



Solve each question independently or with adult help. Show your working out.

If you have access to a computer, use:
<https://whiterosemaths.com/homelearning/>
Here you will be able to access a lesson a day of maths, there is a video of what to do

Play hit the button to practise addition
<https://www.topmarks.co.uk/maths-games/hit-the-button>

Challenge:

Find out the length of different items in your house or garden

- Mild:** Use your hand to measure how many hand lengths different items are and record it.
- Medium:** Use a ruler to measure different items in cm and record it.
- Chilli:** Use a ruler to measure various items and find the difference in length between them. Show your working out.

Additional Suggested Activities

<https://www.phonicsplay.co.uk/>
<https://www.spellingcity.com/spelling-games-vocabulary-games.html>
<https://www.bbc.co.uk/bitesize/topics/zkxxsbk>

<https://www.storylineonline.net/>
<https://home.oxfordowl.co.uk/>