

Dear Elm class,

Welcome back to another week of home learning! I hope you have had an amazing week back at school or continuing learning from home. I've loved the work and videos you have been sending in. Please choose the activities that you find most suitable for your learning. I know many people have been baking and gardening as well as doing lots of arts and crafts. Please do not stress about getting every activity completed, we do not want the activities below to become a source of extra stress for you. The most important jobs to prioritise this week are reading, writing and the white rose maths. I am still always available by email at cbowers@chestertonprimary.org if you have any questions or would like to show me some of the work you have doing. Please remember that you need to be reading daily. This could be books, recipes, instructions, magazines or letters.

Have an amazing week if you are still learning from home, otherwise I look forward to having another fantastic week with those in school,

Miss Bowers.

Year 1 Home Learning Menu	Week beginning 22.06.20
P.E.	Creative (Music, Art, Drama)
<p>Joe Wicks has become the UK's PE teacher. Go on YouTube at 9.00am every day to follow along. If you have not got access to YouTube, can your child make up their own workout for you and the rest of the family to have a go at.</p> <p>How high can you jump? Get a piece of chalk or something similar. Stand next to a wall outside and jump as high as you can! Mark where you can jump to with the chalk in your hand as you jump. Keep practising... can you improve your jumps over the week???</p>	<p><u>Music</u> - Log into Charanga and follow the lessons for summer 2. Go on a walk - Create a musical instrument from nature e.g. clapping sticks, rattle using stones, crunchy leaves. What sounds can you make?</p> <p><u>Art</u> - What would you put on your flag?</p>

Key Tasks:

Use your designs from last week to make your flag, with whatever material you have got at home available to you.

**Weekly Subject Focused Project:
Science**

Big Question: Is England ever hotter than Africa

Focus: Autumn

Key Tasks:

Look at Autumn in England <https://www.youtube.com/watch?v=QvIh7nrEdeM> what do you notice? What happens to the leaves? What happens to the temperature?

Autumn in England is between September and December. In Africa it is March to June.

Write a description of Autumn and explain what changes we see.

Additional suggested tasks:

Write an Autumn poem

Create a picture of Autumn leaves by tracing around a leaf and dabbing it with tea.

What is your favourite season? Write an explanation saying why.

Spelling and Grammar

This week's focus is 3 new sounds

ir, ur, er

Write out the words and add sound buttons.

Use each word in a sentence.

Practice spelling each word by writing them out. You could write them in sand with a stick, paint them, use your finger in a tray of flour/rice/shave foam etc.

- 1. Shirt, twirl, girl, firm, dirty**
- 2. Curl, burn, purple, fur, curtain**
- 3. Finger, tiger, rubber, teacher, runner**

Fix up these words that have the wrong 'ir' sounds.

Shurt

Fingur

Derty

Gurl

Rubbin

Runnur

Cirly

Bernt

Twurl

Murmaid

Find all the 'er' words in the letter below. Circle or highlight the two different sounds in different colours to show the difference.

Spelling: sound /er/ -- er, ur, ir

The words below are missing the /er/ sound. Choose the correct spelling er, ur, ir

wint_____

st_____

st_____

c____l

f____m

b____th

th____d

t____n

ret____n

b____th

pow____

ch____ch

f____n

c____cle

f____st

flow____

b____d

point____

bak____

ev____

sh____t

n____se

p____ple

h____

th____ty

fing____

laught____

cl____k

sk____t

h____d (of

animals)

hung____

winn____

Dear Merlin,

I want to tell you all about my dance class! I think you would love it. All the girls and boys line up and when the music starts to play, we twirl and whirl! You should see the way my skirt swirls around as I dance!

Yesterday, a bird flew into the hall as we were learning our dance! The bird flapped and chirped, and made the hall very dirty. The bird even made the teacher's shirt dirty! "Look at your shirt, sir!" said one of the girls. It was very funny.

I hope you will come and see our swirly dance when it is finished!

Lots of love,

Shirley x



Merlin Curly,
9 Ladybird Lane,
York,
Yorkshire,
YL6 W72

Reading

Read for 15 minutes a day.

Challenge - Read the Chesterton Chronicles to see what the other children have been doing.

Visual Literacy - Look at the picture and answer the questions below.



What number can you see in the picture?

Why is there a robot?

What do you think they are doing?

Do you think this picture might be in Cambridge? Why/why not?

Where are all the people?

What time of day could it be? How do you know?

Writing

1. Look at the picture of the fox to the right. What does he look like? How does he act? How do you think he walks? What might he be thinking or planning? How does he feel
Mild - Write a character description about the fox by writing simple sentences
Chilli - Write a detailed character description using adjectives, adverbs and similes.
2. Sentence structure. The sneaky fox has jumbled up all these sentences! Unjumble them to help Kassim and the animals escape! Can you write your own scrambled up sentences ask someone in your home to fix them up?

closed. was bakery the Unfortunately

met cat. they There a

in do you bag? have What

Early morning one bakery. off set Kassim to the

hungry, I'm so do in come bite. a for

3. What is rhyming? Watch the video all about rhyming <https://www.youtube.com/watch?v=3Cc1TL-0bXo>

Additional suggested tasks:

Write a book review for your favourite book.

Create a new front cover for your favourite book.

Create a fox mask and pretend to be the fox.

Set a timer for 1 minute, how many rhyming words can you say that rhyme with 'cat'? For each of the words write as many rhyming words as you can think of.

Fox -

Cat -

Dog -

Boy -

Rat -

Well -

Mother -

4. Create a rhyming poem about the story of Kassim using yesterday's words to help you.
5. Edit your poem by checking for full stops, capital letters and spelling. Can you upgrade any of the words you have written? If you have access to a computer type your poem up and print it!



Maths

Monday - Watch the video <https://www.youtube.com/watch?v=xZSTL39XmdA> counting to 100. What different ways can we count to 100? Make your own Snakes and Ladders board game by filling in the template. (At back of home learning)

Tuesday - Go to Splat square <https://www.primarygames.co.uk/pg2/splat/splatsq100.html> and practice counting by 10s, 5s and 2s by using the 'splatter'. What patterns do you notice? Try starting from different numbers, does it make a difference? Pick a number somewhere in the middle. What do know about the number just above and below

If you have access to a computer, use: <https://whiterosemaths.com/homelearning/> Here you will be able to access a lesson a day of maths, there is a video of what to do. Whiterose has unfortunately stopped providing free worksheets for each day. I will attach a separate email

it? What do you know about the numbers either side of it?

Wednesday - Look at a 100s square. What do you know about the number just above and below it? What do you know about the numbers either side of it?

Fill in the missing numbers in the puzzles below:

containing the worksheets. BBC Bitesize are offering daily videos that would be very useful to watch alternatively.

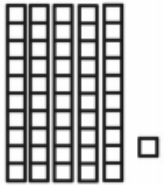
Play hit the button to practise addition

<https://www.topmarks.co.uk/maths-games/hit-the-button>

Play snakes and ladders with your board game


Thursday - Watch the video about 10s and 1s. <https://www.youtube.com/watch?v=a4FXI4zb3E4>

Why do we separate 10s and 1s? What does it help us to do? Sort the cubes below into 10s and 1s. Can you draw some of your own and split them up?



_____ tens _____ ones

_____ + _____ = _____



_____ tens _____ ones

_____ + _____ = _____



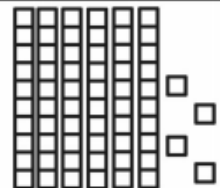
_____ tens _____ ones

_____ + _____ = _____



_____ tens _____ ones

_____ + _____ = _____



_____ tens _____ ones

_____ + _____ = _____

Friday - Solve the following problems and ask an adult to check your answers.

Section 1

Write a number sentence to show how many beads there are altogether.



Section 2

Draw and colour the next 2 cars in the pattern.



Section 3

If today is Monday, what is it tomorrow?
Put a circle around the correct day.

Tuesday Wednesday Sunday

Section 4

Imagine seeing 1 elephant at the zoo.
How many legs would you see?

Section 5

Draw lines to match the name and the shape.



cube

triangular prism

Section 6

Which jug is full?
Tick the correct one.



Section 7

Make this clock show 4 o'clock.



Section 8

How much money is here?



Additional Suggested Activities

<https://www.phonicsplay.co.uk/>
<https://www.spellingcity.com/spelling-games-vocabulary-games.html>
<https://www.bbc.co.uk/bitesize/topics/zkxxsbk>

<https://www.storylineonline.net/>

<https://home.oxfordowl.co.uk/>

<https://www.youtube.com/watch?v=WpvquS6c5vk>

<https://www.youtube.com/watch?v=siVkXoEQDNc>

Snakes and Ladders - Start on 100 and count backwards to 1 to win!

