

Dear Elm class,

Welcome back to another week of home learning! I hope you have been enjoying all the warm weather we have been having and not getting burnt! Please choose the activities that you find most suitable for your learning. I know many people have been baking and gardening as well as doing lots of arts and crafts. Please do not stress about getting every activity completed, we do not want the activities below to become a source of extra stress for you. The most important jobs to prioritise this week are learning the new spelling words, writing and the white rose maths. I am still always available by email at cbowers@chestertonprimary.org if you have any questions or would like to show me some of the work you have doing. Please remember that you need to be reading daily. This could be books, recipes, instructions, magazines or letters.

Have an amazing week if you are still learning from home, otherwise I look forward to having another fantastic week with those in school,
Miss Bowers.

Year 1 Home Learning Menu	Week beginning 6.7.20
P.E.	Creative (Music, Art, Drama)
<p>Joe Wicks has become the UK's PE teacher. Go on YouTube at 9.00am every day to follow along. If you have not got access to YouTube, can your child make up their own workout for you and the rest of the family to have a go at?</p> <p>How high can you jump? Get a piece of chalk or something similar. Stand next to a wall outside and jump as high as you can! Mark where you can jump to with the chalk in your hand as you jump. Keep practising... can you improve your jumps over the week???</p>	<p><u>Music</u> - Log into Charanga and follow the lessons for summer 2. Go on a walk - Create a musical instrument from nature e.g. clapping sticks, rattle using stones, crunchy leaves. What sounds can you make?</p> <p><u>Art</u> -</p>

Key Tasks: Create an African Savannah picture by using tape to tape over a picture in different patterns and use red, yellow and orange crayons, watercolours or pencils to go over it. Peel off the tape and glue a black silhouette of an animal over the top.



Weekly Subject Focused Project: Science

Big Question: Is England ever hotter than Africa?

Focus: Comparison of seasons

Key Tasks: Think about all the seasons. Which is the hottest? Which is the coldest? Write an explanation of each season including the changes we see during that time. Choose your favourite season and create a scene from

Additional suggested tasks:

What is your favourite season?
Write an explanation saying why.

that season in a shoebox by filling it with things they might see. Explain to an adult why you have chosen each thing
e.g. in winter it gets much colder and sometimes it snows.



Keep a weather journal of the weather this week.

Put a bottle of water outside for a whole day and night and see how much rain you collect.

Spelling and Grammar

This week's focus High Frequency Words that are commonly used in year 1.

Little, called, said, once, there

Practice spelling each word by writing them out. You could write them in sand with a stick, paint them, use your finger in a tray of flour/rice/shave foam etc.

Write out the words and add sound buttons.

Use each word in a sentence.

Find where the full stops and capital letters should go in this writing:

During the summer I would like to go to the seaside it is my favourite place to visit because there is icecream and I

Change each of these words to past tense

Running

Talking

Sitting

Opening

Come

kicking

*love to eat fish and chips i usually go with my whole family but we need to remember our sunscreen
once a seagull stole all my chips but i didn't mind as I wasn't too hungry*

Reading

Read for 15 minutes a day.

Challenge - Read the Chesterton Chronicles to see what the other children have been doing.

Challenge - Go for a reading treasure hunt - how many places in your house can you find words to read? Why are they there? Who reads them?

Read the Story about Bumble farm and highlight the rhyming words you see. Answer the questions about it.

Wake-Up Time on Bumble Farm

All is quiet, all is calm.
It's wake-up time on Bumble Farm.
But no one here has made a peep
As lazy Rooster's still asleep!
Wake up, Rooster! Start the day.
Say 'rise and shine' to Farmer Faye!



Hungry Goat can sleep no more.
His breakfast's not been late before!
"Bleat!" he says and starts to chew
A tasty ribbon, soft and blue.
Wake up, Rooster! Start the day.
Say 'rise and shine' to Farmer Faye!

Sheep wakes up and then gets mad.
That ribbon was the best he had!
"Baa!" he huffs and hits the ground
But doesn't see the beetroot mound.
Wake up, Rooster! Start the day.
Say 'rise and shine' to Farmer Faye!



Look out! Here comes purple Goose,
Who hates the smell of beetroot juice.
"Honk!" cries Goose and takes a dip
But lands near Frog, which makes
her flip.
Wake up, Rooster! Start the day.
Say 'rise and shine' to Farmer Faye!

Wake-Up Time on Bumble Farm

Piglets scatter left and right
As Frog gives them an awful fright.
"Oink!" they squeal. They scratch
and scrape,
Then scramble for a quick escape.
Wake up, Rooster! Start the day.
Say 'rise and shine' to Farmer Faye!



Whizz! The piglets storm the yard
And wake poor Dog, who's keeping guard.
"Woof!" he barks and sniffs the trails.
The piglets ram the milking pails.
Wake up, Rooster! Start the day.
Say 'rise and shine' to Farmer Faye!

Cow is feeling cold and wet,
As grumpy as a cow can get.
"Moo!" she cries and rolls around
In nice warm hay upon the ground.
Wake up, Rooster! Start the day.
Say 'rise and shine' to Farmer Faye!



Hen has laid her eggs nearby.
She flaps at Cow, who's getting dry.
"Cluck!" she shouts and feathers float,
Which makes Horse sneeze all over Goat!
Wake up, Rooster! Start the day.
Say 'rise and shine' to Farmer Faye!

Wake-Up Time on Bumble Farm

"Cock-a-doodle-doo to you!"
Says Rooster, feeling fresh and new.
With a stretch, he gives a yawn,
Then starts to eat some yummy corn.
Rooster's up to start the day.
At last, he's woken Farmer Faye!



Farmer Faye now stands in shock.
She can't believe the farmhouse clock!
Mud and hay are everywhere
But Rooster munches, unaware.
"Silly Rooster's late today
And what a mess!" says Farmer Faye.

Goat's still hungry, Goose is wet
And no one's caught the piglets yet.
Sheep is hiding all his bows
And Horse now needs to blow his nose.
Off to work goes Farmer Faye.
She scrubs and cleans throughout the day.



Wake-Up Time on Bumble Farm

Now it's bedtime, all is calm.
The mess has gone on Bumble Farm.
Creatures call to say goodnight
And Farmer Faye turns out the light.
Sleep tight, Rooster, snore away
But wake us at the break of day!



1. What time is it on Bumble Farm at the beginning of the story? **Tick one.**

- bedtime
- wake-up time
- story time

2. Who is the first animal to wake up? **Tick one.**

- Goat
- Goose
- Cow

3. Why is Goose purple?

4. Order these events from the story by writing the numbers 1 to 5 in the boxes.

Goose flips Frog into the pigpen.	
Cow is covered in milk.	
Goat eats Sheep's ribbon.	
The piglets wake up Dog.	
Horse sneezes all over Goat.	

5. Complete this sentence.

"Silly Rooster's late today

And what a _____!" says Farmer Faye.

joy mess day

Writing

1. Today, we are still thinking about Kassim and the hungry fox, except this week we are changing everything. They have already thought of new settings, now they need to think of some new characters as well. Children draw their own story maps of their new story that follows the same pattern as 'Kassim and the Hungry Fox' but with their own ideas.
2. Children make a story mountain (template at end of learning pack) for their new story by filling in what happens in the opening, build up, problem, resolution and ending. They also describe the characters and setting. Children have done this before.
3. Write the first part of the story.
4. Write the middle part of the story.
5. Write the ending of the story using the new setting. Go through the story and edit it, check for spelling mistakes and check to see if it makes sense.

Additional suggested tasks:

Write a book review for your favourite book.

Create a new front cover for your favourite book.

Practice retelling the story.

Maths

Weekly Focus: Money

Monday - What do we use money for? Why do we need to know what the coins mean? Watch the video all about money https://www.youtube.com/watch?v=jHkUPDjum_E

Look at the videos and quiz at <https://www.bbc.co.uk/bitesize/topics/zp8dmp3/articles/zcrq2p3>

How many pence is in £1? Cut out the coins from the back of the home learning pack and find out how many ways you can make £1.

If you have access to a computer, use: <https://whiterosemaths.com/homelearning/>

Here you will be able to access a lesson a day of maths, there is a video of what to do.

Draw lines to match the equal amounts:



Whiterose has unfortunately stopped providing free worksheets for each day. I will attach a separate email containing the worksheets. BBC Bitesize are offering daily videos that would be very useful to watch alternatively.

Play hit the button to practise addition

<https://www.topmarks.co.uk/maths-games/hit-the-button>

Write the numbers 1 to 20 in numerals

Design your own British bank note.

Tuesday - Counting coins. Uh oh! Chesterton Primary School has a mysterious thief. We need to check how much money is each jar so we know if any goes missing. Where could we keep the coins that is safer than a jar?
Count the total in each jar.



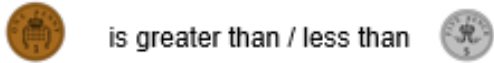
Blank area for writing answers.

Wednesday - British Notes. How much is each note worth? Draw the British notes and label them.

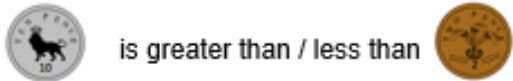
Thursday - Watch the video about greater than and less than https://www.youtube.com/watch?v=3qisu9NF1_0

Compare the different coins and their values by circling the words greater than or less than.

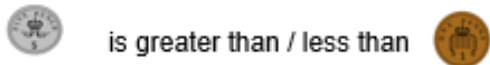
Compare the amounts by circling **greater than** or **less than**.



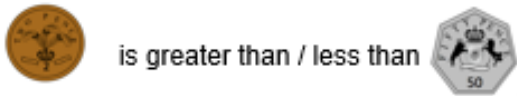
is greater than / less than



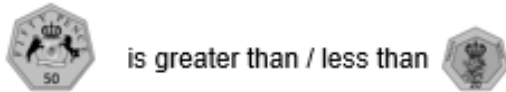
is greater than / less than



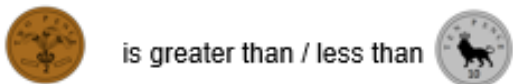
is greater than / less than



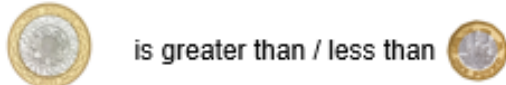
is greater than / less than



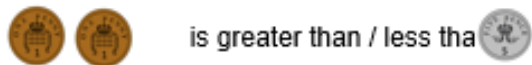
is greater than / less than



is greater than / less than



is greater than / less than



is greater than / less than

Friday - Answer the questions and have an adult check them with you.

Section 1

I have 2 pairs of shoes.

How many shoes is that altogether?



Section 2

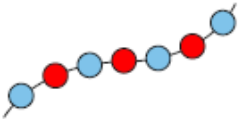
Shep had 3 dog biscuits.

Rover had 4. How many more biscuits did Rover have?



Section 3

Count the beads and write the number.



Section 4

I have 16p and I lose 5p.

How much money have I got left?



Section 7

What time is it?




5 o'clock

Half past 6

Half past 5

Section 5

Cut the cake in half.



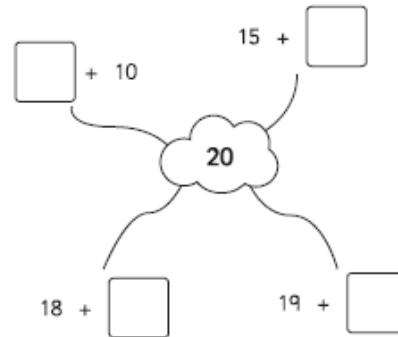
Section 6

What numbers are missing?

9	8	7	6			3		1
---	---	---	---	--	--	---	--	---

Section 8

Complete the number pairs:



Additional Suggested Activities

Complete the video challenges on the website.

Practice handwriting.

Help an adult with the cooking or cleaning up.

<https://www.phonicsplay.co.uk/>

<https://www.spellingcity.com/spelling-games-vocabulary-games.html>

<https://www.bbc.co.uk/bitesize/topics/zkxxsbk>

<https://www.storylineonline.net/>

<https://home.oxfordowl.co.uk/>

<https://www.youtube.com/watch?v=WpvquS6c5vk>

<https://www.youtube.com/watch?v=siVkXoEQDNc>

