

Dear Parents,

Please find below a suggestion of learning tasks for the coming week. We as a school, want to reassure you that a high priority of ours is well-being. Particularly the mental well-being of the children, yourselves and our staff at such a tough time. Therefore we do not want the activities below to become a source of extra stress for you. Please know that the teachers are available by email to provide support, if needed. The most important activities for you to complete with your child(ren) is daily reading and language development through conversation. We also recognise that activities you do with your children such as craft, baking, playing games, etc have many educational benefits and would encourage you to continue completing activities both you and your child enjoy doing together.

Year 2 Home Learning Menu	Week beginning 20.04.20
P.E.	Creative (Music, Art, Drama)
<p>Joe Wicks has become the UK's PE teacher. Go on you tube at 9.00am everyday to follow along.</p> <p>If you have not access to You tube, can your child make up their own workout for you and the rest of the family to have a go at.</p> <p>We have also learned about different ways to move our bodies this year. The pupils can experiment with the different movements and shapes they can create and consider which of these they like and why.</p> <p>This will lead to creating a dance in later weeks.</p>	<p>There are some online classes being offered for example Emma Scott runs an art session online at 2pm everyday.</p> <p>You can continue to access Charanga – Yumu through the logins provided in your packs. I will update the lessons so you have access to more material.</p> <p>Create some artwork based on The Lighthouse Keeper's Lunch – it could be a drawing, painting, a sculpture or something else.</p>
Weekly Subject Focused Project: History	
<p>Big Question: Do you think Edith Cavell/ Mary Seacole/Florence Nightingale was a real life superhero?</p> <p>Focus - LO: To learn about significant people from the past and put real life events in order.</p>	<p>Addition suggested tasks:</p> <p>BBC Watch Magic Grandad - Florence Nightingale - https://www.youtube.com/watch?v=XkoaMawiZ-o</p>

Key Tasks:

- Research Edith Cavell, Mary Seacole and Florence Nightingale. What did they do and why are they famous?
- Create a timeline of the key events of their lives.
- Create a fact file about them – this could be in any format you wish e.g. top trumps cards
- Write a diary entry from the point of view of one of the nurses. What was their life like? What were they feeling?

The life and work of Florence Nightingale (dramatisation) | History -

True Stories - <https://www.youtube.com/watch?v=jONiz7vaMnU>

Mary Seacole interactive game -

<https://www.mylearning.org/resources/mary-seacole-activities>

Edith Cavell nurses trust website -

<https://www.cavellnursestrust.org/what-we-do/who-was-edith-cavell/>

The story of Edith Cavell -

<https://www.bbc.co.uk/bitesize/clips/z8dqmp3>

Spelling and Grammar

This week's focus is adding -ing, -ed, -er, -est and -y to words of one syllable ending in a single consonant after a vowel:

patting, patted, sadder, saddest, runner, runny

Try out some of the strategies we have been using in school to try to learn these words at home.

Draw around the word to show its shape:



Draw a picture using the word to show its meaning:



Watching or Watching

Rainbow writing to show sounds or parts of the word:

Find the Scrabble Value of each of these words:

hum

drop

hike

copy

fly



Which word has the highest value?

Which word has the lowest value?

Challenge

Try to add a suffix or prefix to any of the words above to increase their scrabble score.

Reading

Read for 15 minutes a day. Then use some of the sentences stems below to come up with questions about what you have read. Select a different focus for each day.

Alternatively, if you would like a change from coming up with your own questions go to www.pobble365.com and there are pictures and a story starter with questions to answer.

Vocabulary

The word/phrase _____ shows that...
 A synonym for _____ is...
 The word(s) _____ suggest that the character is feeling...
 A definition for the word _____ is...

Explain

The most interesting/exciting part was... because...
 I think the text is arranged in this way because...
 The best structural/literacy feature was ... because...
 The author engages the reader by...

Inference

The description of (character) shows that they are...
 The following word(s)/phrase makes the reader feel...
 My overall impression of this text is... because...
 I can tell that... because...
 The character behaved in this way because...

Retrieve

The key characters in the text are...
 The story takes place in a/near to a ...
 The genre of this text is horror/fantasy/ historical fiction/adventure. I know this because...
 With adult support, consider appropriate responses to:
 How did...? How often...? How ... is ...? Who had...? Who is...? Who did....?What happened to...? What does ... do? Where did ... go?

Prediction

Based on the front cover, I think this text will be about... I think this story will be about...because...
 In the next chapter, I think (character) will... because.... The story is set in... this makes me think that...
 I think (character) will change their mood/behaviour/feelings in the future because...

Summarise

The first thing that happened in this chapter was... The main theme of this story/chapter/page is...
 The key events in chronological order are...
 A Heading for this chapter could be... because...
 At the beginning... In the middle... At the end...

Writing

The Lighthouse Keeper's Lunch (model text within this document)

- Read the story and identify any words you are unsure of – can you read around the text to find out what they mean? Make a dictionary
- Create a story map of the model text
- Practice learning the story using the story map and create some actions – can you teach it to someone you live with and ping pong the story?
- What grammatical features can you find in the poem? See if you can spot adjectives, adverbs, similes, metaphors and speech marks. Can you find anything else?
- Practice using the different features you find in your own sentences. You can write normal sentences and even some silly sentences if you would like.
- Why do we use speech marks? Practice writing some speech you think the characters might say and check that you have used the speech marks in the correct place.

Using speech marks explained -
<https://www.youtube.com/watch?v=d1HWaT6494w>

Extra ideas:

The Lighthouse Keeper's lunch -
<https://www.youtube.com/watch?v=46wCRg50Wwg>

Write a recipe for something which might go in Mr Grinling's lunch.

Write a set of instructions to make a sandwich for Mr Grinling's lunch.

Mr Grinling's lunch is delicious. Can you think of any other words which mean the same as delicious?

Role play the different characters – how were they feeling at different times in the story?

A tour of a lighthouse -
https://www.youtube.com/watch?v=iyRtZzTb_y0

Maths

Number focused activities

Write everything you know about two tens and seven ones

Focus: Place Value


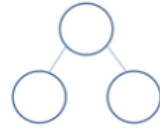
If you have access to a computer, use:
<https://whiterosemaths.com/homelearning/>

Here you will be able to access a lesson a day of maths, there is a video of what to do.

This week's learning is under Summer Term – Week 1.

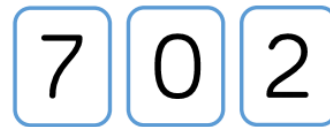
Partition the following numbers into tens and ones using a part whole model and bar model.

32
54
67
82
23
47



Now can you find any other ways to partition them using your number facts?

How many two digit numbers can you make using the digit cards?



What is the largest number?
Prove it by using concrete resources.

What is the smallest number?
Prove it by using concrete resources.

Why can't the 0 be used as a tens number?

Please also practice your 2, 5 and 10 times tables.

Additional Suggested Activities

List of websites to access:

- Purplemash
- Top Marks
- White Rose Maths
- Charanga – Yumu
- BBC bitesize
- Letterjoin (handwriting)
- Pixl times tables app
- LCF is making available its online resources for Primary FREE for the next 3 months. Simply use the master promo code LCF2020sch to create a single user login at Babelzone (French/Spanish) Englishzone (games/Phonics) or MathsZone for any pupil or teacher.
www.lcfclubs.com

The Lighthouse Keeper's Lunch

Once upon a time there was a lighthouse keeper called Mr Grinling who lived in a white cottage as cute as a button with his wife Mrs Grinling and their cat Hamish. It was perched on the edge of a tall, towering, rocky cliff.

Come rain or shine, Mr Grinling kept the light shining in the lighthouse and every day Mrs Grinling packed a mouthwatering lunch and slid it down a wire in a basket to Mr Grinling.

One sunny day Mrs Grinling concocted a delicious lunch and sent it carefully down the wire to Mr Grinling.

After a while some greedy seagulls flew down and ate the scrumptious lunch.

"Yummy" mumbled the naughty seagulls while they chomped on the food.

Mr Grinling was devastated that he didn't receive his lunch and complained that his stomach was a growling bear. Mrs Grinling plotted a plan.

The next day, she tied a napkin to the basket. Unfortunately, her cunning plan didn't work and the seagulls ate the delicious lunch again.

Then Mrs Grinling had another, even more inventive, plan and put Hamish the cat into a basket to scare away the seagulls but it didn't work because it made Hamish sick. "Clear off you horrible seagulls!" yelled Mr Grinling as loud as thunder.

After that Mrs Grinling had an ingenious plan and concocted mustard sandwiches. "Yuk, yuk, yuk" exclaimed the seagulls and quickly flew away.

Finally Mr Grinling was jubilant because he could enjoy his delicious lunch in the golden sunshine.