



**Chisenhale**  
Primary School  
Confidence • Curiosity • Kindness

# Welcome Parents!

## Reception 2025 - 2026



# Meet the team



# What does a day in Reception look like?

8:45	9:00	9:05	9:30	11:00	11:30	12:00
Gate opens, children come in and settle	Gate closes Register taken	Phonics	Free flow	Learning session	Lunch time	Play time

1:00	1:30	2:45	3:00	3:15
Learning session	Free flow	Free flow ends Children tidy Get ready for home	Snack and a story	Gate opens (it closes at 3:30) After 3:30 children who have not been collected are taken to office to be collected from there.

# Our weekly timetable

Day	9:00-9:30	9:30-11:00	11:00-11:30	11:30-12:00	12:00-1:00	1:00-1:30	1:30-3:00	3:00-3:20	3:20
Monday	Phonics	Free flow	Maths	Eat lunch	Play	Topic	Free flow	Story, song snack	Home time
Tuesday	Phonics		Maths			Topic			
Wednesday	Phonics		Maths			PSHE			
Thursday	Phonics		PSHE			Topic + mini maths			
Friday	Phonics		PSHE			Topic + mini maths			

# Exciting Maths Trial

## White Rose Maths Reception Jigsaw programme

- The WRM Reception Jigsaw is a teacher training programme with a focus on improving the teaching of maths within Early Years. The programme aims to improve Reception teachers' understanding and subject knowledge so that they can better support children's early mathematical development. Previous research has found this programme can help improve children's progress in maths.
- We already teach the White Rose scheme of work for maths
- The training programme will last for the whole of the Reception year. Teachers will take part in training sessions and be visited by an Early Years maths expert who will help them to apply what they have learned during their training. As a school, we will be provided with resources

# What is PSHE?

Personal, Social and Health Education (PSHE)

In early years we use a programme called **Think Equal**

Three sessions a week, based around a story

Encouraging children to think about

- Difference and similarity
- Feelings; emotions; kindness; empathy; regulating behaviour
- Responsibility for others and the environment
- The brain and how it works

# Fridays are no uniform (optional)

- Label jumpers/cardigans even on Friday!
- Label coats
- Label every item of uniform... check it is still labelled after washing.

*Label everything you can! The more you label... the less you will lose*



# What your child needs to bring every day

- Bookbag (we hand out letters and change books on Fridays)
- Water bottle
- Change of clothes in change bag (this can stay in school unless it has been used)
- Update spare clothes regularly (children grow and weather changes)



# How to get in touch...

- We are on the gate at home time
  - Jill: Monday, Wednesday
  - April: Tuesday, Thursday
- Please hold on until children have been dismissed if possible when you need a quick chat
- Leave a message with the office if someone else is going to collect your child
- You can email us on [teachers@chisenhale.towerhamlets.sch.uk](mailto:teachers@chisenhale.towerhamlets.sch.uk) and we will reply to your email.
- You can leave a message with the office, asking us to call you back
- If your child is ill or has an appointment-call the office and leave a message (8:30)... or ideally, before school starts.

# How we get in touch... and why



- We may need to speak to you about a concern, this could be at the end of the day or we may call you- we can arrange a suitable time over the phone or at the end of the day for this to happen.
- We may report an accident (bump or scrape). The office will usually email you to tell you about this.
- If your child has had a head bump, is hurt -or is unwell and needs to be collected, you will be called by us or the office.
- We send letters home regarding trips and reminders.
- You will be emailed a weekly newsletter
- The office can send reminders for upcoming news via text message.
- If you are not getting this information, please check the office have correct and up to date contact info
- Parent app: 'Arbor' to pay for clubs and trips (if you need a login, contact the office)

# Our approach to learning

- Every child has a different starting point
- Every child makes progress. This will look different for each child.

We use adaptive teaching methods (as opposed to differentiation) – an approach a teacher will use to continually assess the strengths and needs of learners and adapt their teaching accordingly to ensure all learners can meet expectations

Basically: Every child has access to the learning and we adapt the level of support needed to help them succeed and achieve.



# Our Topics





- Many of our topics are based around stories and books
- We often refer to suggestions and planning provided by the Centre for Literacy in Primary Education (CLPE) and adapt that planning to suit the range of children we teach each year.
- The topics usually last from 1-3 weeks



# Other Celebrations

- Black history month
- Science week
- Art week
- Comic relief
- Odd socks Day
- World Book Day
- Maths week
- Sports day
- Pyjamarama
- Pancake day (shrove Tuesday)
- Remembrance day
- Easter Bonnet Parade
- Christmas Carrol
- Big picnic in the park
- Graduation



At the end of each half term, parents and carers are invited into school- usually for around an hour at the end of the day, to have a look around, network and spend some 'in school time' with your children.

# Party!

- We celebrate EVERYTHING
- We embrace all different cultures and explore similarities and differences between them
- If your family celebrate any holidays or festivals at home and you would like to share them with us, please Let us know... We want to hear about it!



# What can you do?

- Read with your child every day (books they have chosen to enjoy for you to read/talk about the pictures)
- Read with your child every day (bugclub). There will be a workshop about this and a letter sent home when this begins.
- Make sure your child returns their books EVERY Friday... They can't pick a new one unless they return the last one. We send slips home to remind you if it's been a couple of weeks.
- Children are practising their writing in school. Please try to ask them about letters and sounds we are learning.
- Capital letters are only used at the beginning of sentences and names.
- Please refer to the weekly newsletter to gain an understanding of what we're currently learning and any upcoming events
- Count with your children

# Food and drinks

- There should be a new menu emailed to you. Talk with your child about what they might like to try each day
- We operate 'family lunchtimes' – teachers and support staff join the children, are aware of allergies or other dietary restrictions, encourage children to try different options, talk about the food, introduce our chef
- Trips- healthy food only and no sharing
- Only water in bottles

# Menu (bi-weekly)



- Nutritious and balanced
- Variety and options (e.g. meat or vegetarian)
- Always some salad
- Always a vegetable side dish
- Fruit, yogurt or cheese & crackers for dessert
- Low sugar

Healthy but tasty!

Our chef, David, listens and responds to the children's feedback



## What's for Lunch...

Autumn, Week 2

	Monday	Tuesday	Wednesday	Thursday	Friday
Option 1	Macaroni Cheese (WHEAT, MILK, MUSTARD)	Coconut and Tomato Dal	Homemade Cheese and Tomato Pizza (MILK, WHEAT)	Peri-Peri Roasted Chicken Drumsticks	Roasted Salmon or Trout (FISH)
Option 2	Gnocchi & Tomato Sauce (WHEAT)	Fish Fingers (WHEAT, FISH)	Organic Spaghetti and Tomato Sauce (WHEAT)	Peri-Peri Butter Beans & Vegetables	Veggie 'Meatballs'/ Sausages (WHEAT, SOYA)
Sides	Garlic & Olive Oil Wholemeal Focaccia (WHEAT)	Basmati Rice, Wraps, (WHEAT)	Tuna Mayo (FISH)	Couscous, Wraps, (WHEAT)	Mashed Potato, Gravy (MILK, WHEAT)
Vegetables	Roasted Broccoli	Bombay Potatoes	Sweetcorn	Roasted Carrots	Minted Peas

Daily Salad Bar	A selection which includes; Cucumber, Tomato, Lettuce, Peppers, Olives, Jalapenos, Boiled Eggs, Sweetcorn, Carrots
-----------------	--------------------------------------------------------------------------------------------------------------------

Extras	Fresh Fruit Platter with Greek Yoghurt and Honey or crackers and cheese served daily.
--------	---------------------------------------------------------------------------------------

Wherever possible, all food is homemade on site, with a focus on seasonal, local, organic ingredients. Allergen free option always available.

*What's for Lunch...*

*Autumn, Week 1*

	Monday	Tuesday	Wednesday	Thursday	Friday
Option 1	Homemade Pesto Pasta (WHEAT, SOY)	Chilli Con Carne	Baked Potatoes	Free Range Chicken Curry	Panko Breaded Fish (FISH, EGG, WHEAT)
Option 2	Pasta bake (WHEAT, MILK)	Vegetarian Chilli	Enchiladas (WHEAT, MILK)	Tomato and Chickpea Curry	Falafel Wrap (WHEAT)
Sides	Garlic & Olive Oil Wholemeal Focaccia (WHEAT)	Long Grain Rice, Wraps, Salsa (WHEAT)	Tuna Mayo, Baked Beans, Grated Cheese, (FISH, MILK)	Basmati Rice, Raita (MILK)	Skin on Fries, Garlic Lemon Mayo, Wraps (WHEAT)
Vegetables	Petis Pois Peas	Roasted Carrots	Sweetcorn	Roasted Broccoli	Minted Peas

Daily Salad Bar	A selection which includes; Cucumber, Tomato, Lettuce, Peppers, Olives, Jalapenos, Boiled Eggs, Sweetcorn, Carrots
-----------------	--------------------------------------------------------------------------------------------------------------------

Extras	Fresh Fruit Platter with Greek Yoghurt and Honey or crackers and cheese served daily.
--------	---------------------------------------------------------------------------------------

*Wherever possible, all food is homemade on site, with a focus on seasonal, local, organic ingredients. Allergen free option always available.*

# Packed lunch policy



Yes

- ✓ Whole fruit e.g. apple, banana, orange.
- ✓ Vegetables or salad e.g. cucumber, pepper, carrot sticks or cherry tomatoes.
- ✓ Meat, fish or other source of non-dairy protein e.g. lentils, kidney beans, chickpeas, hummus and falafel.
- ✓ Starchy food e.g. wholemeal or 50/50 bread, wraps, pasta, rice, couscous, potatoes or rice cakes.
- ✓ Dairy food e.g. milk, cheese, yoghurt or fromage frais.





**No**



- × Nuts, seeds or any other foods that contain nuts or seeds.
- × Crisps including low-fat or baked.
- × Confectionary e.g. chocolate bars, cakes, biscuits, chocolate-coated biscuits/cereal bars and sweets.
- × Sweet spreads e.g. jam and chocolate spread.
- × Pastries e.g. croissants or pancakes.
- × Any drinks other than water – this includes smoothies, fruit juices and no-added sugar squashes.



# Trips

- We have a range of trips over the year.
- Where there is public transport involved or paid tickets, we can only have a certain number of parents. We decide who on a particular date via a draw. If you have been selected, we endeavour to let you know on the day of the draw.
- Local and free trips: all are welcome!



# Tapestry

This year we are introducing a new, online system to share your children's learning with you.

This may include

- Photographs of key moments and learning
- Pictures produced by the children themselves
- Observations from adults
- Quotes from children
- Videos

Please bear with us as we get up and running!

# Our Phonics Scheme

Tower Hamlets Education Partnership (THEP)

We start every day with a phonics session!
































A quick demonstration of how we introduce a new sound – hear, say, see, write  
... from large letters in the air to writing in our books













# THEP PHONICS Teaching Sounds Sequence



Phase 2 Sound Mat

s 	a 	t 	p 	i 	n 
m 	d 	g 	o 	c 	k 
e 	u 	r 	h 	b 	l 
f 	j 	v 	w 	x 	y 
z 	qu 	ch 	sh 	th 	ng nk

Phase 3 Sound Mat

ai  rain	ee  sheep	igh  light	oa  goat	oo  moon (long)
oo  book (short)	ar  star	or  fork	ur  burger	ow  owl
oi  coin	ear  hear	air  chair	er  ladder	ure  secure

# Maths and Writing Journeys

We write almost every day as part of our THEP phonics scheme, so our writing journeys soon get full up.

They help us to see the great progress in writing made over the year.

A lot of our maths is very practical. Our maths journeys won't be as full as our learning and writing journeys but please don't worry, we still do maths every day!

# Some important dates and events

Our first trip!: A walk to Victoria Park on Monday 29<sup>th</sup> September, in the afternoon.

Open afternoon: Friday 24<sup>th</sup> October

Parents' evenings: 10<sup>th</sup> & 11<sup>th</sup> November

One last thing...

Please put mobile phones away when you collect your children at the gate!

Thank You!

Questions

?

?

Answers

?