

Year 4 Home Learning tasks

Reading

- Read and enjoy your Core Book Challenge book and reflect on this in your booklet.
- Read your home-school reading book or other books that you have at home for at least 15 minutes a day. Remember you can read a range of texts including stories, poetry and information books, and use a computer or Kindle to read from. You can read eBooks on <https://www.oxfordowl.co.uk/for-home/> - it is free to sign up and you can access a wide range of books.

Record the title and author of the things that you read, making a table like the one below in your exercise book. Note what you read about and write one person you would recommend this book to, explaining why they would like it to convince them to read it.

Title and Author	Things I read about	Recommendation (explaining why)

Maths

- Use the four operations to answer number sentences that you make up. Use the methods we do in school: column method (+ and -), grid method (\times) and bus stop method (\div). Can you create your own word problems to show what you have done?
- PRACTISE THE TIMES TABLES! We need to know up to 12×12 by June. At the moment, we are practising the 12, 9 and 7 times tables in class (but please recap all the times tables).
- You could do this by:
 - Take turns to say the times tables in order, such as 7, 14, 21, and so on.
 - Speed write these, how many times can you write it in a minute?
 - Make a poster to help you remember the times table, possibly finding a pattern or making the facts you don't know yet clearer (such as by draw a coloured star around these) so that you focus on remembering them.
 - Then challenge yourself by answering times tables facts out of sequence, such as 7×5 , 7×7 , 7×11 and so on.
 - If you are really confident, try recalling the inverse division facts that link to these.

- Lastly, ask someone else to challenge you to answer the times tables facts.

Writing

- Linked to our topic, Jane Goodall and The Environment, choose an interesting animal that you don't know much about. You will need to become the expert (just like Jane) you need to find out:
 - How would you describe your animal? Can you use scientific language? Think about precise nouns.
 - What habitat do they live in? Where in the World are these habitats? What continent are they found on? Are they endangered?
 - What diet does the animal have? What type of eater are they? How do they find/hunt their food?
 - What interesting and unusual facts can you find out to surprise the reader? Think about a did-you-know box.

Write up your research as a non-chronological report OR make an information poster. Remember both must be clear and interesting for the reader.


- Create and draw a new animal.

Write a description of this. Link this to your description of the Unknown and try to describe from top-bottom or pick a different way to do it. Remember you want the reader to imagine the animal from listening to your writing so use well-chosen adjectives and precise nouns, making sure you add lots of interesting details.


- After you have read some of the poems in your learning pack, choose a theme and write your own poem. You can use the original poem to help you and remember this doesn't need to rhyme.
- Create your own story, such as a fairy tale twist like *Jack and the Baked Beanstalk* or an adventure like *Marcy and the Riddle of the Sphinx*. Think about the reader! How are you going to keep them interested? Impress them with your vocabulary choices.
- Practise the Year 3/4 spellings - these are in your home learning bag. You could use a variety of spelling strategies to practise these like the ones below.

S U S

Study the word.




Underline the difficult part.
Say the word carefully.



Speed Writing


How often can you write the word correctly in one minute?





Syllables/Chunks


Breaking the words into parts.
Clapping the sounds.


jogging jogg ing
flying fly ing
returned re turn ed




 **Look**

 **Say**

 **Cover**

 **Write**

 **Check**