

STARTING

GUIDE

Your CREATIVE SUCCESSFUL and HAPPY journey begins here!



THIS IS YOUR GUIDE TO STARTING HIGH SCHOOL

Moving to high school can be an exciting time. It can also be a challenging time because there are lots of changes and new things to learn about. This is a 'High School Starting Guide' to help you. It is packed with useful ideas to help you get ready for High School. We hope you find it useful!

FIND OUT ABOUT...

- Getting to school
- Things to take in your school bag
- Using a timetable
- Abbreviations for different subjects
- Finding our way around school
- Making new friends
- How to ask for help

...AND LOTS MORE !





GETTING TO SCHOOL

You might start to travel to school on your own. This might be walking, getting the bus, the train or using a bike. It's good to start thinking about how you will get to school each day.

HOW WILL I GET TO SCHOOL?



If you're going by bus, CHECK:

Which bus do I need to get?
What times do I catch the bus?
What if I miss my bus?
Will I need bus fare (money) or will I have a bus pass?



If you're walking, CHECK:

Do I know how to get there?
How long will it take me?
Will I walk alone or will someone walk with me?



If you're going by car, CHECK:

Who will take me?
What time will they drop me off and pick me up? Will it be every day?
What will I do if I can't go by car?

TRAVEL TIPS!



Make sure you
have enough
time to get to
school



Use an alarm
To make sure
you get up on
time



Practise going
to your high
school before
you start





MY PLAN FOR GETTING TO SCHOOL

Name of my high school

Address

Time I need to get up

Time I need to leave my home

Time I need to arrive at my high school

How I will be travelling to high school

How long it will take me to get to high school

Can I practise going to high school before term starts?

Who will I go with?

If I'm going by bus, the number of my bus:

The times my bus arrives:

The bus stop I need to get off at is:





FINDING YOUR WAY AROUND CHORLTON HIGH SCHOOL

At first, this might feel a bit confusing but with practise, you will find it easier to find your Way to your classes.

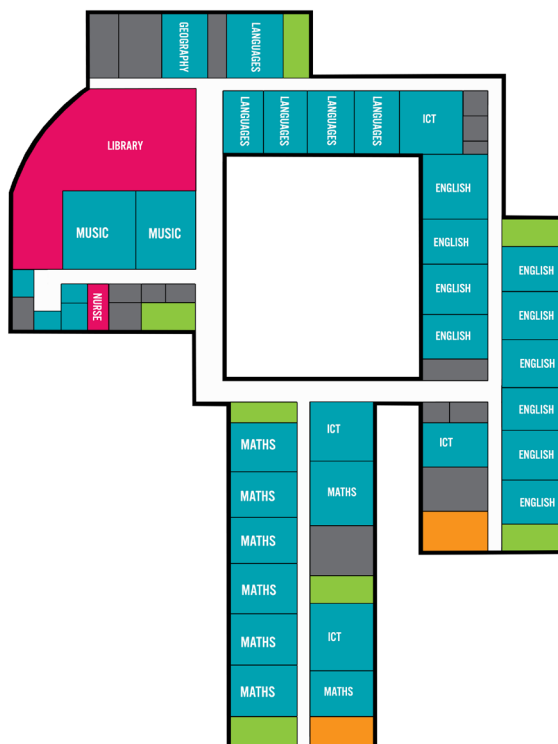
TIPS FOR FINDING YOUR WAY

- Look at the school plans on the following pages with someone
- Keep your school plan in your bag, somewhere safe like in your school planner
- When you go for school visits, see if you can use the school plan to find different areas in the school building

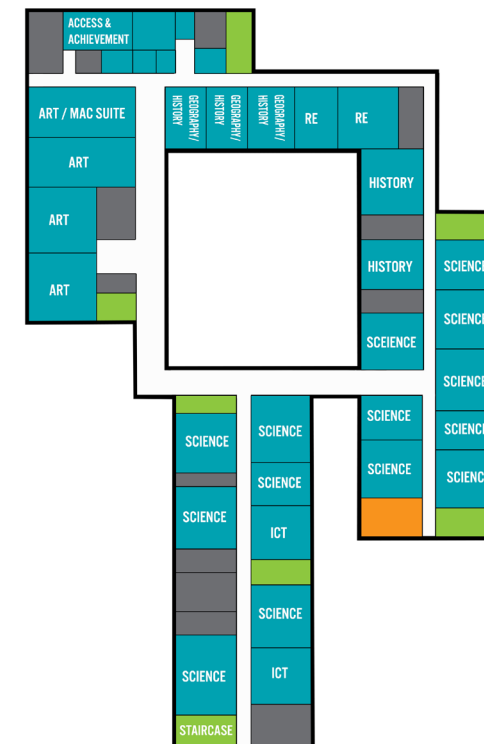




YEAR 7 PLAYGROUND



**CHORLTON HIGH SCHOOL
SECOND FLOOR**





FINDING YOUR WAY AROUND CHORLTON HIGH SCHOOL

At first, this might feel a bit confusing but with practise, you will find it easier to find your Way to your classes.

TIPS FOR FINDING YOUR WAY

- Look at the school plans on the following pages with someone
- Keep your school plan in your bag, somewhere safe like in your school planner
- When you go for school visits, see if you can use the school plan to find different areas in the school building





WHAT DO I NEED IN MY BAG...

There are some things we might need to pack in our bag every day (shown inside the bag),
And things we might only need sometimes (shown outside the bag).

Calculator

Bus pass

Packed
lunch

Reading
book

PE kit



Money

Timetable

Pencil case

Exercise
books for
different
subjects

Drink





USING A TIMETABLE

You will have your own timetable for high school.

Here is an example of our school timetable:

YOUR SCHOOL TIMETABLE WILL TELL YOU

- The lessons you have on different days
- The start and finish times of lessons
- The teachers you have for different lessons
- The rooms you need to go to for different lessons

The school day is often split up into 'lessons' or 'periods.'

Here is Period 1 on the timetable.

- Timetables use 'Abbreviations' - shortened ways of writing things.
- There are Abbreviations for Lessons and Abbreviations for Teachers.
- Here are some examples of Abbreviations: Sc = Science, En = English.
- You will need to learn what the Abbreviations mean. You could write this down in a notebook.

Key for Room No.s - G for Ground Floor, F for First Floor, S for Second floor + Room No.

	MonA	TueA	WedA	ThuA	FriA
1	Ma LMI F11	Sc JSA F11	Da SMK F11	Pe API F11	Ct RMB F11
2	Ma LMI F11	Sc JSA F11	Re SLO F11	Pe API F11	Ct RMB F11
3	En PTH F11	Ar HWE F11	Sc JSA F11	Gg CSI F11	Sp AFO F11
4	En PTH F11	En PTH F11	Dr ERA F11	Hi ACR F11	Ma LMI F11
5	En PTH F11	En PTH F11	Mu CPH F11	Fr LPR F11	Ma LMI F11

F11
Above is an example
of a room number





PRACTISE USING A HIGH SCHOOL TIMETABLE...

What is the second lesson you have on Thursday?

Which lesson do you have after Maths on Friday?

On which days will you need to bring a calculator?

On which days will you need to bring your PE kit?

Do you have Science on Monday or Tuesday?

	MonA	TueA	WedA	ThuA	FriA
	Ma	Sc	Da	Pe	Ct
1	LMI F11	JSA F11	SMK F11	API F11	RMB F11
2	Ma	Sc	Re	Pe	Ct
	LMI F11	JSA F11	SLO F11	API F11	RMB F11
3	En	Ar	Sc	Gg	Sp
	PTH F11	HWE F11	JSA F11	CSI F11	AFO F11
4	En	En	Dr	Hi	Ma
	PTH F11	PTH F11	ERA F11	ACR F11	LMI F11
5	En	En	Mu	Fr	Ma
	PTH F11	PTH F11	CPH F11	LPR F11	LMI F11





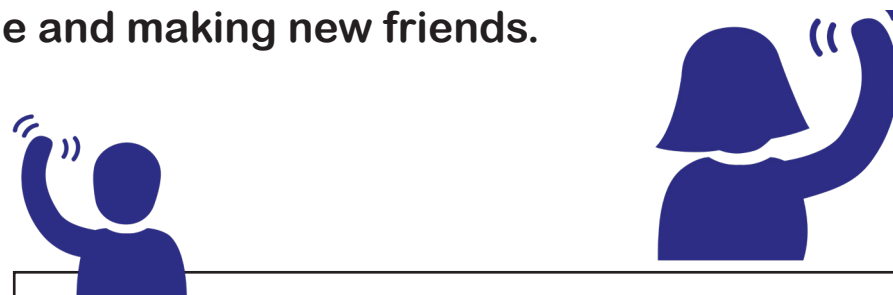
MAKING NEW FRIENDS...

At high school you will be meeting new people and making new friends.

What makes a good friend?

A good friend is someone who:

- Knows you well
- You like to play with
- They usually stick up for you if someone is being mean
- Talk to you a lot at break and lunchtime
- Share and join in with you
- Be kind
- Will help you with something that is difficult
- Good cooperation



Tips for making new friends:

- Say 'Hi'
- Introduce yourself - tell them your name and ask for theirs.
- Say something nice to them
- Ask a question about what they like - 'Do you support a football team?'
- Ask them to join in with you
- Be helpful
- Share an item with them (e.g. a pen)
- Share the school rules with them





I ASK ABOUT CHORLTON HIGH SCHOOL



Break Times

What can I do at break times?
Where can I go?



Rules

What are your rules about things like doing homework?



Clubs

Do you have any clubs?
How do I join a club?



Lessons

When do lessons start and end?
How will I know when I need to go to my next lesson?



Lunch Times

What can students do at lunch time?
Where can I go?



Homework

What happens if I don't hand in my homework on time?





QUESTIONS I ASK ABOUT CHORLTON HIGH SCHOOL





HOW I'M FEELING ABOUT CHORLTON HIGH SCHOOL

Lots of children feel a bit worried and excited about moving to their new high school - you're not alone!

Read the list to help you decide if you are worried about anything.

If there is anything you are worried about, speak to someone about it - an adult or a friend. See if they can help.

Getting to school		
Packing my school bag each day		
Using my school timetable		
Doing homework		
Finding my way around school		
Making new friends		
Bullying - how to spot it and what to do		
Knowing where to go for help		





JOT DOWN ANY QUESTIONS, THOUGHTS OR FEELINGS ABOUT HIGH SCHOOL BELOW

