



Year 7 Parents Information Evening



Life in all its fullness

JOHN 10:10

Dear God,
Give us the **courage** to take up new opportunities,
The **compassion** to help and support one another,
And the **commitment** to our learning and our community.
Help us to **believe**, so that we can **achieve, and excel** in all that we do.
In the name of the **Father**, the **Son** and the **Holy Spirit**.
Amen.



CHURCHMEAD
SCHOOL



“The main word I have chosen to describe my time over the years would be, “Confidence”.

My journey throughout Churchmead has been incredible. If any student is struggling, Churchmead is here to provide you with all the support and guidance you need.”

Paige Cook, Gold tie prefect



It's the experiences and adventures that will make their time at Churchmead.

**Exploration
Determination
Support**





Year 7 Pastoral Team

Mrs Murphy
Head of Year 7

Mr Hart
7 St Beckett



Miss Kurshaid
7 St Faith



Miss Peacock
7 St Victor



Mrs Faley
7 St Teresa





How can I help my child succeed in Year 7?

Promote....

Positivity
Leadership
Care
Resilience
Dedication





Our expectations

Uniform
Mobile phones
Equipment
Homework



Our approach

We will track pupils using rigorous assessments standardised across each subject, matched to GCSE criteria across all five years.

Through this we can then provide timely (early) intervention where required.



Go4Schools logins

← ↻ 🔒 https://www.go4schools.com/sso/account/login?site=Parent&returnUrl=https%3A%2F%2Fwww.go4schools.com%2Fparents%2Fdefault.aspx

GO 4 Parents

Sign in

Please note that not all login methods are supported by all schools.

Sign in with Google

Sign in with Microsoft

Sign in with GO [First-time user?](#) [Forgotten Password?](#)

Email address

Password [Forgotten Password?](#)

Remember my email address

Sign in with GO



Assessment within Grades 9 - 1

In Years 7 and 8, your child's report will give you a number and a grading within these numbers to show where they are within it. These will be:

- **Mastery**
- **Secure**
- **Developing**

Within these thresholds key skills and knowledge will be differentiated in order for the students to make progress at a pace which suits them.

For example, if your son/daughter is working at a 2S, this means that they are securely working at a grade 2 level within GCSE criteria.

Go 4 Schools

Subject	Year 7 Baseline	Potential	Target	Aspirational	Year 11...	Current	GO 4 Schools:	Forecast	PPE	Mark sheet summary
Art Miss K Ledwith, Miss K Ledwith	-	3S	3S	3M	5M	2D (44%)	Well below target (-1.33)	-	-	Drawing assessment 1 2D Natural object Drawing assessment - (Shell or Leaf) 2S Painting assessment 1 1M Research assessment 1 - Drawing- facial features assessment 3 2S Portrait Artist research HW assessment 3 - Final Mixed Medium Portrait Assessment 3 -
Comp/Study/Computing Mr J Hart, Mr J Hart	-	1M	1M	2D	4S	2S (55%)	On target (0.67)	-	-	Computer Safety 2S Microsoft Office - Excel 2M Microsoft Office - Word 2D Scratch - Powerpoint -
Design Technology Mrs J Prole, Mrs K Patel, Mrs...	-	3S	3S	2D	5M	1M (36%)	Well below target (-1.67)	-	-	Food/Design Technology - Graphics 2D STEM - Textiles 1S
Drama Mrs S Harrington, Mrs S...	-	3S	3S	3M	5M	2M (53%)	Below target (-0.67)	-	2D	Year 7 Assessments 2M
English Mrs V Kaur, Miss N Reidy, Mrs...	109	3	3	3+	7	U (7%)	Well below target (-3)	-	-	Spoken Language Endorsement - BRAG - FFT20 Target - Autumn 1 U Language Paper 1 - Reading - Language Paper 1 - Imaginative Writing - Paper 2 - Reading non fiction - Language - Paper 2 - Transactional Writing -
English Lit Mrs V Kaur	-	3	3	3+	7	2+ (28%)	Below target (-0.67)	-	-	Shakespeare - Post 1914 BRITISH novel or play - 19th century - Poetry 2+
French Mrs A Kahvo, Mrs A Kahvo	-	3S	3S	3M	5M	1S (55%)	Well below target (-2)	2D	2D	TERM 2 WRITING U Writing - TERM 3 LISTENING 1S TERM 5 LISTENING - TERM 6 SPEAKING - TERM 6 READING TEST - TERM 6 WRITING TEST - TERM 2 SPEAKING 1S TERM 1 LISTENING U TERM 1 READING 2D

Potential – What they should achieve by the end of the academic year.

Aspirational – A target the pupils have aim for once they reach their potential target.

Year 11 Target – What they are expected to achieve in Year 11.

Current – The current performance in the subject based upon the GCSE grading.

Reporting to Pupils

Students will receive feedback in their assessments which will give them clear guidance on what they are doing well and what they need to improve on.

They will also have to fill out their own self-reflection sheet highlighting what skills and knowledge they have and what areas they feel they need to work on.

Pupils will generally have to undertake independent review/ improvement activities following the assessment.

Reporting to Parents

You will receive three progress reports per academic year, one at the end of each full term.

You will receive, per subject, an assessment of how your child is working. Depending on the threshold your child is in you will be given the letter and a number.

There will also be a number 1 - 4 for commitment to learning linked to our school values. 1 being the highest and 4 being the lowest.

There will also be a column to commend those achieving well and highlighting anyone who may not performing to the standard they should. This will be designated using the letter P for Praise or C for Concern.



Homework

- All homework is to be written in the planner by the pupil during the lesson.
- Key pieces of homework will be set on Go 4 Schools and can be viewed by parents and pupils.



BELIEVE TO ACHIEVE



Churchmead School Y7 English

- We want to build on the strong foundations of learning in English laid down in primary school.
- We aim to provide a rigorous and comprehensive programme of study - ensuring a clear progression route to GCSE.
- Students will have multiple opportunities to develop reading, writing and spoken language in their lessons.





An overview of the Year 7 curriculum



Assessment in English

✓ WWW/EBI/NTIW

✓ Half-

termly assessm

ents

✓ Clearly linked to

GCSE skills

Surname	Other names
Pearson Edexcel Key Stage 3 End of Year Test: Year 7	School
English Language Paper 2: Imaginative Writing	
Key Stage 3 support: End of Year Test (Year 7) Time: 45 minutes	
Total Marks	

Instructions

- Use **black** ink or ball-point pen.
- **Fill in the boxes** at the top of this page with your name and school name
- Answer **ONE** question.
- You have 45 minutes to answer the question.
- Answer the question in the space provided
– *there may be more space than you need.*

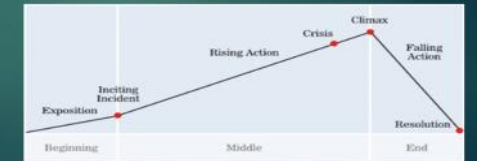
Information

- The total mark for this paper is 40.
- Questions labelled with an **asterisk** (*) are ones where the quality of communication will be assessed
– *you should take particular care on these questions with your spelling, punctuation and grammar, as well as the clarity of exp*

Autumn-term assessment: writing your narrative

Start your chapters!

- ▶ Remember, we are writing the middle of the narrative. Start from where Act 1 finished and take your story forward any way you like.
- ▶ Remember, the characters need to act like Albus, Scorpius etc really would act to be credible/realistic.
- ▶ You do not need to end the entire story, but you do need to end your chapter – so finish it with a cliff hanger, or leave the reader wanting more!



Surname	Other Names
Pearson Edexcel Key Stage 3 End of Year Test: Year 7	School
English Literature Paper 2: Post-1914 Literature	
Key Stage 3 support: End of Year Test (Year 7) Time: 50 minutes	
Total Marks	

Instructions

- Use **black** ink or ball-point pen.
- **Fill in the boxes** at the top of this page with your name and school name.
- Answer the question in the space provided
– *there may be more space than you need.*

Information

- This is a closed book exam.



Homework in English

Homework is set weekly, and we divide this into two parts:

1. READING: Year 7 students should read for at least half-an-hour a week at home.

Ideally, students will be encouraged to read for 15 minutes each night before bed – which amounts to 1 hour, 45 minutes without really noticing!

2. WRITTEN WORK: Year 7 students will complete a further weekly written homework.

This is self-selected from the homework grid supplied at the beginning of each term. A minimum amount is set, house points are awarded – and positive phone calls home are made – for those who exceed expectations!

MY HOMEWORK CHALLENGE: Each task earns a different number of points. You must complete at least two tasks a week. But can you score all 23 points, to be the champion?

Y7

TERM 1: Literary Heritage	Homework scores: 1 point	2 Points	4 Points	6 Points	10 Points
Week 1: My Literary and Linguistic Heritage <i>(Ask your teacher for the template and an example!)</i>	Look up the following words and copy down the definitions so that you understand what you will be studying in the next half term. 1) LITERARY 2) LINGUISTIC 3) HERITAGE	Write a paragraph explaining what you think a topic called ' My Literary and Linguistic Heritage ' will be about.	My Life in Stories: 1. speak to your parents/carers, or people who knew you when you were younger. 2. Create a timeline, listing the books and stories you enjoyed throughout your life. Arrange it in chronological order starting from birth and ending at the present day <i>(ask your teacher to show you an example and give you a template)</i>	My Life in Stories: As well as creating your chronological timeline... 3. add images to your timeline and then... 4. Write about WHY you liked each of these books and make comments on the kind of stories they are. This will help you to consider your reading progression.	My Life in Stories: 5. write two paragraphs to discuss the books you would like to read in the future and why. <i>Instead of a timeline, you could make a collage instead. If you choose to make a collage then please take a photograph of it to submit as homework, as well as bringing it into school to show us all!</i>
Week 2: Reading Through the Years – research and compiling data (results) <i>Ask your teacher for the questionnaire!</i>			1. Everyone must speak to two people from two different age groups on the questionnaire <i>(ask your teacher)</i> . 2. use the questionnaire to discuss your reading history and feelings on the topic.	Write a few paragraphs about what you have discovered from your research into both their own and others' reading histories. It should answer the question " Is reading through childhood important? "	Question two more people so you've researched four people, covering all the age groups listed. Use this research to back up your own view on reading as a child.
Week 3: Learning about the origins of writing <i>Ask your teacher for the Hieroglyphics Worksheet</i>				Complete the worksheet on hieroglyphics. Use the alphabet to create a message in hieroglyphics and see if your parents/carers can translate it using the code!	Visit the Natural History Museum's website: http://www.ancientegypt.co.uk/writing/home.html Write down the 3 facts that you find the most interesting.

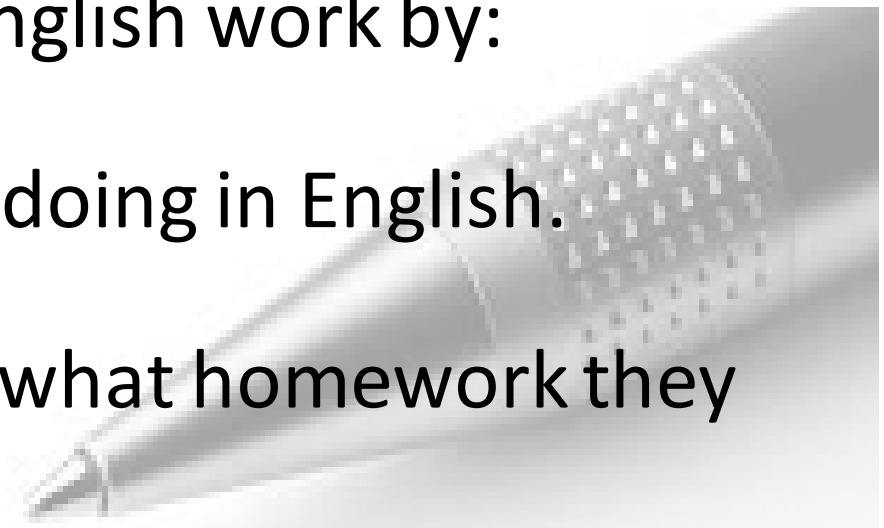
... research and give your personal response in writing. <i>Ask your teacher for the 3 articles worksheets!</i>	... the meaning of word slang. Everyone must make a list of at least fifteen slang words they use, or hear others their age use, and their definitions. This should be laid out like a slang dictionary. <i>Use your teacher's template to help.</i>	Write down your parent/carers' thoughts on the slang you and your friends use. Write a second paragraph on your thoughts about the slang you and your friends use.	Identify which person first said the famous phrases on the worksheet... Complete the worksheet Who Said that? ...	Words Change – complete the table to show how the meaning of some words have changed over time. Ask an older person to help you with the meaning from the past! Read the other 2 articles (they give different views on the topic.)
Read one of the 3 articles your teacher will give you on the given topic and write a response to it, stating your own views.				



Please stay in touch with your child's English work by:

- ✓ Talking to them about what they are doing in English.
- ✓ Having a look at their planner to see what homework they have.
- ✓ Asking them to bring home their books so you can see what they have been doing in lessons.

If you would like to discuss your child's progress in English, please feel free to contact the school.



$$x_{1/2} = \frac{-b \pm \sqrt{b^2 - 4ac}}{2a}$$

Mathematics

~~$y = a \cdot x^2$~~



Mathematics

- In Mathematics students will be develop their Maths skills and learn how to apply them in everyday life.
- Our exam board is Pearson. In KS3 students are in mixed ability groups. KS4 students are split into the groups according to their abilities.
- As a part of the whole school, Mathematics also provides electronic version of textbooks (Kerboodle) that could be logged in on any platform.
- Students results and homework is recorded on Go4Schools.



Curriculum map year 7



Mathematics resources



MyMaths for Key Stage 3

1B

Student Book 1B

TEACHER ✓

STUDENT ✓

2 MySummary

2 MyReview

Checkout

Test it

Language: Meaning Example

Area

Mark's opinion

What next?

Score

Lessons, Resources, Assessment,
and Kerboodle Books

mr barton maths

Teachers Students Jokes



InvisiPen video 313 - Area of shapes made from rectangles

313 - Area of shapes made from rectangles

Q1 - Finding the area of a rectangle

Q2 - Finding the area of a composite shape made from rectangles (adding areas)

Q3 - Finding the area of a composite shape made from rectangles (subtracting areas)

Area of rectangle

Still not sure? Then...

BELIEVE TO ACHIEVE



Homework

- All homework is to be written in the planner by the pupil during the lesson.
- Homework will be given to students on weekly basis.
- Students will receive the hard copy and it will also be set on Go 4 Schools so it can be viewed by parents and pupils who lose the homework.
- If students need help with homework, they can ask their teachers or attend the Maths Surgery afterschool club on Tuesday.
- It is important that homework is completed on time.



Assessments

- To build knowledge important for further development of Mathematical skills. Every topic will be followed by an assessment.
- Students are allowed to take their books home with them in order to prepare for all the lessons and assessments.
- The assessments will be marked and detailed feedback will be provided to all the students.
- Following lesson with WWW and EBI students will use their feedback from teachers to write NTIW to improve outcome on their future assessments.

SCIENCE





Aim

We aim:

To help students to grow an analytical mind and encourage curiosity about science.

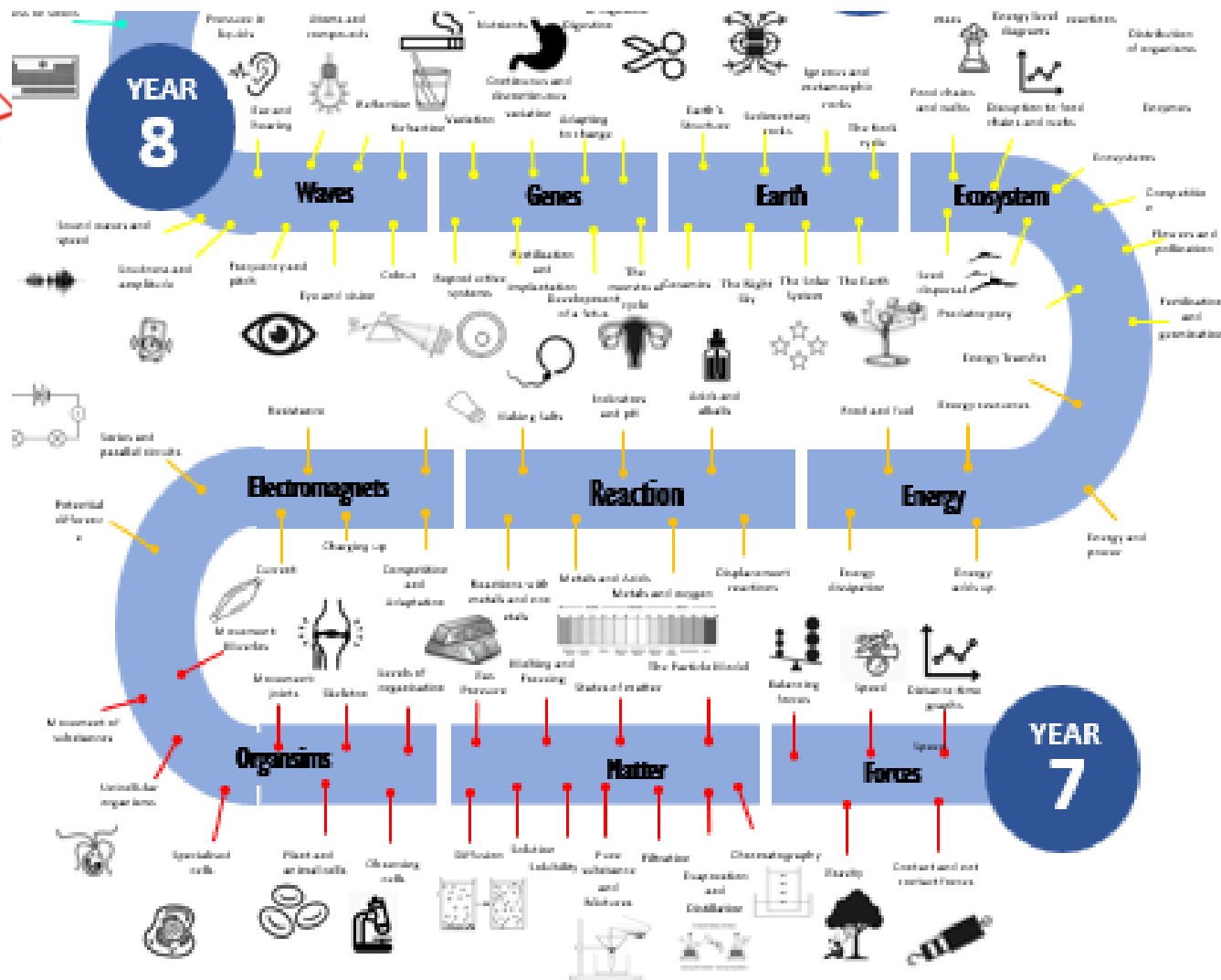
To support students to obtain knowledge, understanding and skills to solve problems.

To encourage students to advance in scientific inquiry, to plan and carry out practicals using a variety of different apparatus and draw relevant conclusions.

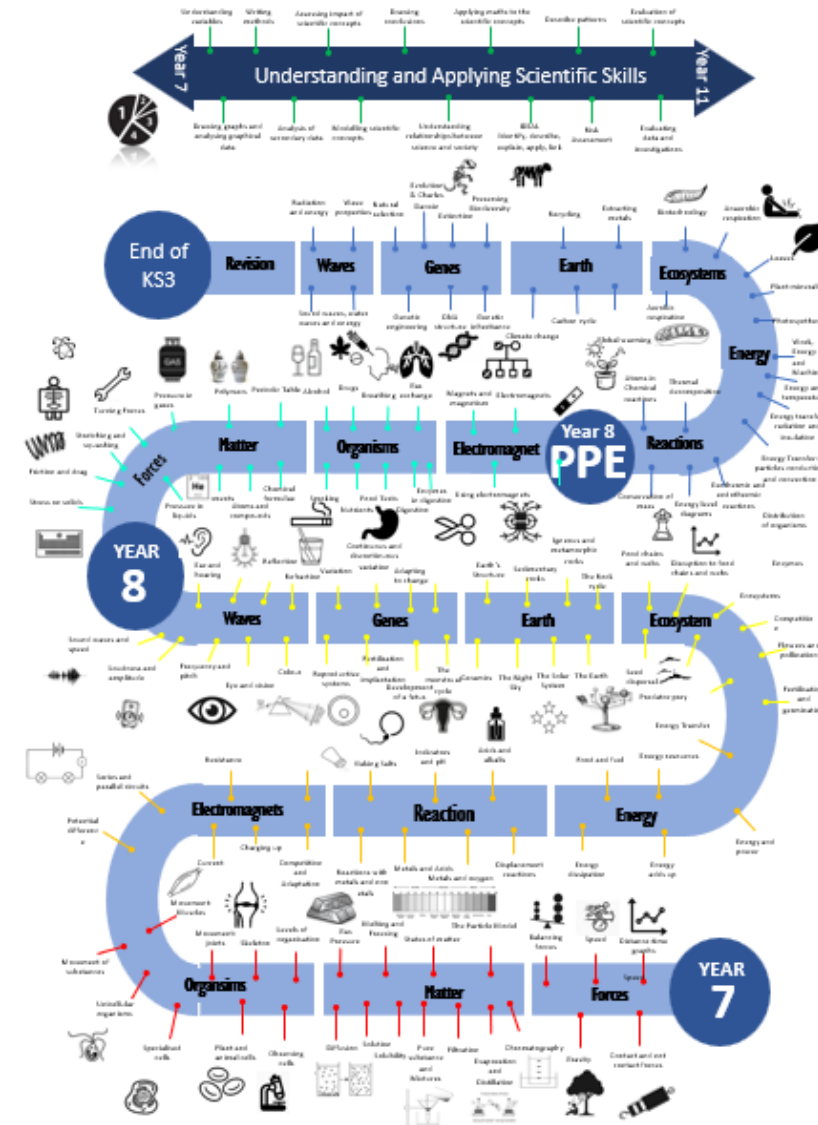
To present scientific ideas, arguments and practical experiences accurately in a variety of ways.

To think analytically, critically and creatively to solve problems, judge arguments and make decisions in scientific and other contexts.

Year 7 Science Curriculum



SCIENCE LEARNING JOURNEY KS3






Classwork, Homework and Assessment

Date	Title	Objective	Video	Homework
6.9.22 Wk 1 1	Levels of Organisation	State what is meant by a tissue, an organ, and an organ system State the sequence of the hierarchy of organisation in a multicellular organism Use information provided to list the organs found in a given organ system, and state the function of that system	https://www.youtube.com/watch?v=SzKKYIJJ-c Levels of organisation an organism Cells Biology FuseSchool	Organising a body
7.9.22 Wk1 2	The Skeleton	Name the main parts in the skeleton List the functions of the muscular skeletal system	https://www.youtube.com/watch?v=tYqL1ajCu6s The Skeleton Physiology Biology FuseSchool	Build your own skeleton
8.9.22 Wk1 3	Movement: Joint	State where joints are found in the body State how a muscle exerts force during movement Carry out an experiment to make simple observations	https://www.youtube.com/watch?v=NF51ioK6U14 Joints Physiology Biology FuseSchool	Forces for lifting <u>Practical</u>
12.9.22 Wk2 4	Movement: Muscles	State the function of major muscle groups State the definition of antagonistic muscles Carry out an experiment to study the muscle system in a chicken wing	https://www.youtube.com/watch?v=qwnySVtIITA Muscles Physiology Biology FuseSchool	Investigating how a chicken wing works <u>Practical</u>

RELIGIOUS EDUCATION



RE: Building something deeper



Year 7

- Unit 1- Life in All Its Fullness
- Unit 2- Judaism
- Unit 3- Christianity
- Unit 4- Islam

Year 8

- Unit 1- Christianity
- Unit 2- Buddhism
- Unit 3- Humanism
- Unit 4- Sikhism

Useful Links

[KS3 Religious Studies - BBC Bitesize](#)


[BBC Religion & Ethics](#)

[Reonline](#)

[RE:Quest](#)

[Sacred Space \(LOtC\)](#)

It is our intent, at Churchmead School, for the Religious Education curriculum to inspire students to engage with the great faiths and belief systems of the world, challenge students to ask the Big Questions, encourage students to grow in their understanding of others and ultimately to learn to flourish in their life.





Key Dates

Term 1: Ends on Fri 20 Oct

Term 2: Mon 30 Oct– Friday 15 Dec

(Inset Friday 24 Nov)

Term 3: Wed 3 Jan – Fri 9 Feb

(Inset Friday 26 Jan)

Term 4: Mon 19 Feb – Thurs 28 March

Term 5: Mon 15 Apr – Fri 24 May

Term 6: Mon 3 Jun – Tue 23 Jul

- ✓ 6 sets of data, (1 per half term)
- ✓ Main reports sent 3 times a year at Christmas, Easter and end of year
- ✓ Year 7 Student Progress Evening on Thurs 20 Jun 2024



CHURCHMEAD SCHOOL PTA



pta@churchmead.org

 churchmeadschoolpta

 churchmead PTA



Additional Information

- As we strive to raise standards and school budgets continue to stretch, we ask each family to contribute £40 to our school fund to purchase furniture for our outdoor dining area
- Communication – all our correspondence is via email and/or text with links to letters or forms. Please download the school app www.myedschoolapp.com especially if you are not receiving emails

