

Meet the teacher – Reception



Civitas Academy

Welcome to The EYFS at Civitas



Zoom Etiquette

- Please mute your microphone during the presentation.
- At the end there will be an opportunity to ask any questions.
- Or type a question into the chat box.
- A copy of this presentation will be uploaded to our class webpage.



The Team

Mrs Witkowski



Elmer Teacher

(Tuesday to Thursday)

Miss Taylor



Elmer Teacher

(Monday and Friday)

Miss Bradburn



Paddington Teacher



The Team

Mrs Ahmad



EYP

Miss Fitchett



HLTA



What is the EYFS?

- National Framework that sets out what and how children should learn from Birth to age 5
- 7 areas of learning

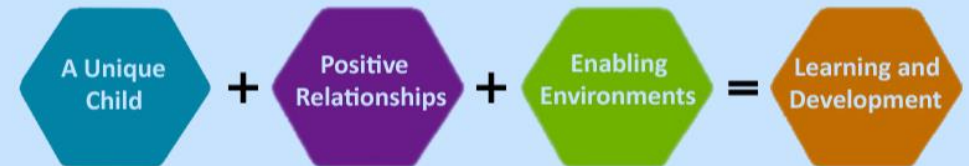
* Prime Areas

- Personal, social and emotional Development
- Physical Development
- Communication and language

* Specific Areas

- Literacy
- Mathematics
- Understanding the world
- Expressive Arts and Design

The early years foundation stage



Personal, Social and Emotional Development

- Self-confidence and self-awareness
- Managing feelings and behaviour
- Making relationships



Physical Development

- Moving and Handling



- Health and self-care



Communication and Language

- Listening and attention
- Understanding
- Speaking



Literacy

- Reading

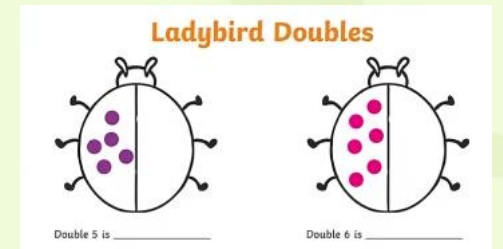



- Writing



Mathematics

- Numbers

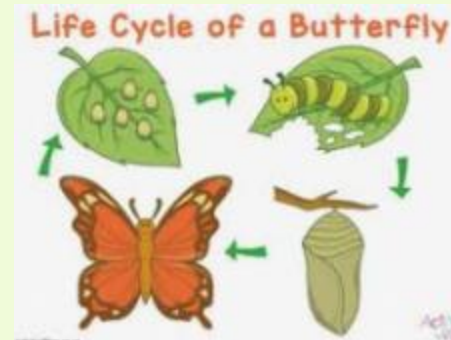


- Shape, Space and Measures



Understanding the World

- People and Communities
- The World
- Technology



Expressive Arts and Design

- Exploring and Using Media and Materials



- Being Imaginative



The EYFS

- All areas of learning are reflected indoors and outdoors.
- A range of learning tasks are carefully planned for each area of learning.
- Learning through play.





Civitas Academy

The Setting





Writing Area



Maths Area





Reading Area



Role Play Area






Small World Area



Creative Area






Outdoor Area



Civitas Academy



Outdoor Area



Civitas Academy



Outdoor Area




Civitas Academy



Outdoor Area





The Playground



Civitas Academy

A Day in Reception – Daily Timetable



Civitas Academy

	8:55 – 9:25	9:25-9:30	9:30 – 9:50	9:50-9:55	9:55- 10:15	10:15- 11:00	11:00- 11:30	11:30- 11:40	11:40- 12:45	12:45- 12:55	12:55- 1:10	1:10- 2:20	2:25 - 2:40	2:40- 3:00	3:00-3:10
Monday	Morning Challenge	Register, date and Weather	Phonics	Wake and Shake	Literacy	Independent Learning	Maths	Story / songs	Lunch	Register and Mindfulness	Dough Disco and Handwriting	Independent Learning	Milk and Fruit	Story and C & L	Home Time
Tuesday	Morning Challenge	Register, date and weather	Phonics	Wake and Shake	Literacy	Independent Learning	Maths	Story / songs	Lunch	Register and Mindfulness	PE/Independent Learning		Milk and Fruit	Story and C & L	Home Time
Wednesday	Morning Challenge	Register, date and weather	Phonics	Wake and Shake	Literacy	Independent Learning	Maths	Story / songs	Lunch	Register and Mindfulness	Dough Disco and Handwriting	Independent Learning	Milk and Fruit	Story and C & L	Home Time
Thursday	Morning Challenge	Register, date and weather	Phonics	Wake and Shake	Literacy	Independent Learning	Maths	Story / songs	Lunch	Register and Mindfulness	Dough Disco and Handwriting	Independent Learning	Milk and Fruit	Story and C & L	Home Time
Friday	Morning Challenge	Register, date and weather	Phonics	Wake and Shake	Literacy	Independent Learning	Maths	Story / songs	Lunch	Register and Mindfulness	PHSE	Independent Learning	Milk and Fruit	Story and C & L	Home Time

Planning

- Planning for each term is carried out using a topic-based approach.
- Autumn 1 – All about me
- Autumn 2 – Transport
- Spring 1 – Fairy Tales
- Spring 2 – Jungle
- Summer 1 – Growing and Changing
- Summer 2 – Under the Sea
- We also follow the children's interests and respond to specific events.



Knowledge Organiser








Reception Autumn 1

All About Me



Vocabulary		
Family		A group of one or more parents and their children living together as a unit.
School		A place for educating children.
Community		A group of people living in the same area.
Brother		A boy who has the same parents as you.
Sister		A girl who has the same parents as you.
Pet		A domestic or tamed animal that lives in your house.
Multicultural		Several cultural or ethnic groups within a society.
Friends		A person who you enjoy spending time with socially.
Senses		The way our body interacts with the environment around us through sight, touch, smell, taste and hearing.
Body		Our physical structure.
Healthy		Showing good health. Looking after your mind and body through good food, exercise, sleep etc.
Religion		A set of rules, stories and symbols that are adopted by a group of people. Religion may be a way of life for people who believe in their religion and their god.

Key Questions
Who is in my family?
How am I unique?
What can I do to be healthy?
How do I feel about starting school?
What type of houses are in my community?
How do I use my senses?

Curriculum Objectives	
PSED 	I can ask questions. I can describe myself in a positive way. I can comfort someone I have upset.
Communication and Language 	I can anticipate key events. I can follow instructions with several steps. I can use past present and future forms correctly.
Physical Development 	I can move confidently in a range of ways. I can talk about ways to keep healthy & safe.
Literacy 	I can read and understand simple sentences. I can write simple sentences that can be read.
Maths 	I can solve problems. I can use mathematical language relating to shape, size, weight and time.
Understanding the World 	I can talk about past and present events. I can talk about features in my environment. I can use technology for a purpose.
Expressive Arts and Design 	I can design and construct. I can represent my own ideas in original ways.

Key Texts:




Five Fascinating Facts	
1.	Christie Academy is 5 years old.
2.	Reading has a population of 230,046.
3.	Human teeth are as strong as shark teeth.
4.	Children need between 11-12 hours of sleep a night.
5.	A baby's body has about 300 bones at birth.

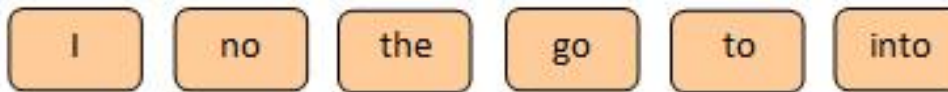


Knowledge Organiser Continued...

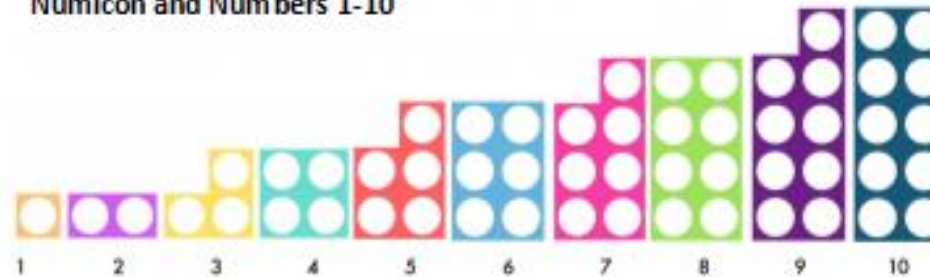
Phase 2 Sound Mat




Phase 2 Tricky Words



Numicon and Numbers 1-10



Shapes and their Properties




Phonics

- Helps children develop good reading and writing skills.

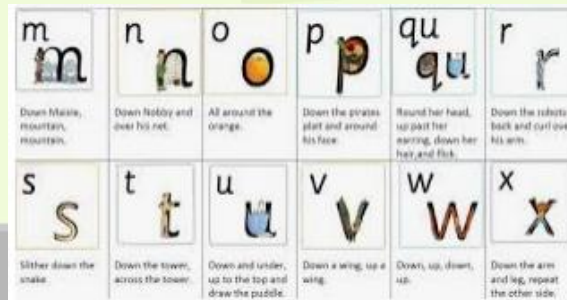
- We follow 'Letters and Sounds' (DfE and Skills 2007)



- Supplemented with 'Jolly Phonics'



- We teach letter formation using RWI letter formation rhymes.



Assessment

- Ongoing – Photographic and written observations of children engaged in learning tasks across each area of learning.
- Observations assessed against ‘Development Matters’
- Individual learning journey for each child recorded on Tapestry (online journey app).
- End of Reception – Assessment against Early Learning Goals



Characteristics of Effective Learning




Characteristics of Effective Learning: A Unique Child

twinkl www.twinkl.co.uk



Homework

- Banded reading book will go home each Monday. Listen to your child read the story and talk about the story. Sign reading record book when read and return on a Thursday.
- Coming soon...online reading books (Rising Stars)
- Each week, on Tapestry, watch our video of our literacy focus text being read.
- Suggested activities on Tapestry to do at home.



Addition by regrouping

15 Apr 2020 03:07 PM by Emily Boddington

Published for staff & relatives

The activity will take you through the steps to help children understand regrouping objects when adding two numbers together. This will help children understand their bonds to 10 as well. For this a...

Poppy Kelly

Abby Johnson

Freddie Wilson


and 8 more...

1

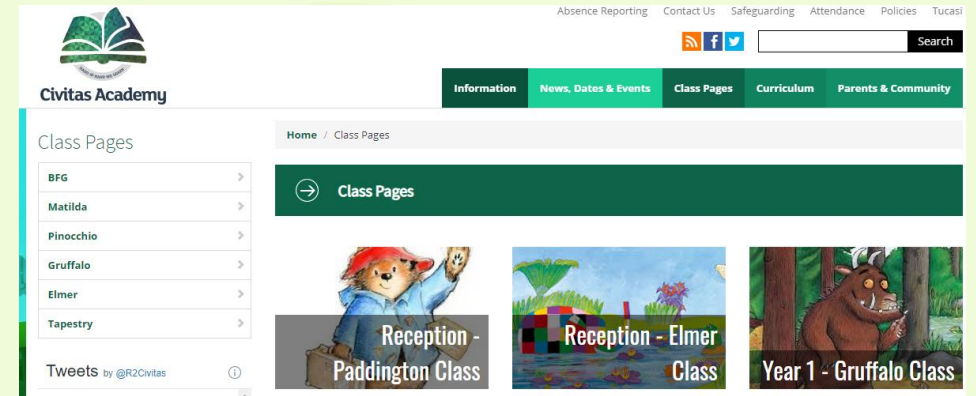


How else can you help with your child's learning?

- Talk, talk, talk!
- Read lots of stories (in addition to reading books)
- Teach letter formation in lower case
- Talk in your home language
- Play listening games, e.g. I spy, Sound Lotto
- 'What to expect, when...' document



Website – Class Pages



- Weekly overview of learning
- Suggestions for websites to visit at home
- Important notes / reminders
- Useful Information, e.g. Tapestry presentation



General Reminders

- Water bottles should only contain water – no juice
- Name everything!
- Ensure your child has a coat every day
- Piece of fruit provided everyday
- Practice writing name with lower case letters
- Teach letter sounds, not names



PE

- PE day – **Tuesday**
- Children should come into school wearing PE kit on a Tuesday.
- Earrings and all other jewellery must be removed.



Lunches



- School Dinners - Order on Tucasi by Thursday of the week before. Please teach your child to use a knife and fork.
- If no lunch ordered children will be given vegetarian option by default.
- Packed lunches – Healthy, no nuts or products containing nuts.



Thank you for listening!

Any Questions?

