

Prospective Parents Reception 2021



Welcome to The EYFS at Civitas



Our Reception Classes



The 2020-21 Team

Mrs Witkowski



Miss Taylor



Miss Bradburn



EYFS Lead
Elmer Teacher
(Tuesday to Thursday)

Elmer Teacher
(Monday and Friday)

Paddington Teacher



The 2020-21 Team

Ms Marques

Miss Fitchett



EYP

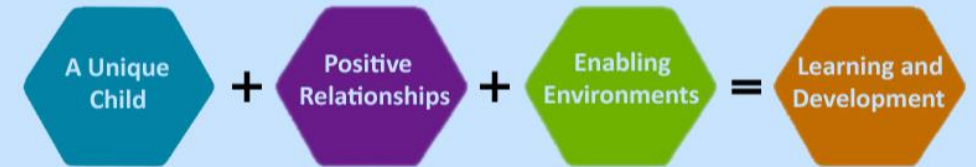
HLTA



What is the EYFS?

- National Framework that sets out what and how children should learn from Birth to age 5
- New framework September 2021
- 7 areas of learning
- Prime Areas
 - Communication and language
 - Personal, social and emotional Development
 - Physical Development
- Specific Areas
 - Literacy
 - Mathematics
 - Understanding the world
 - Expressive Arts and Design

The early years foundation stage



Communication and Language

- Listening, attention and Understanding





- Speaking



Personal, Social and Emotional Development

- Self-Regulation
- Managing Self
- Building relationships



Physical Development

- Gross Motor Skills




- Fine Motor Skills



Literacy

- Comprehension



- Word Reading



I have long hair.


hair

I brush my hair with a hairbrush.

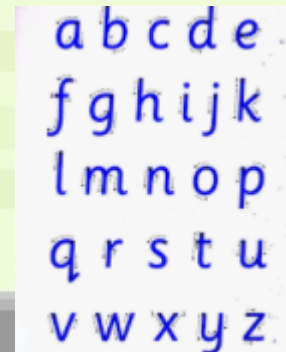
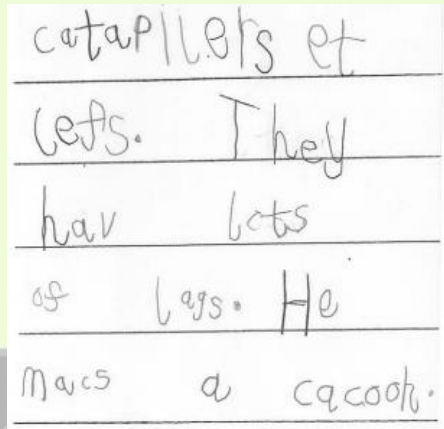
pair

I like going to the fair.

fair

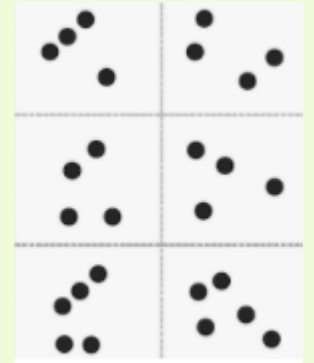

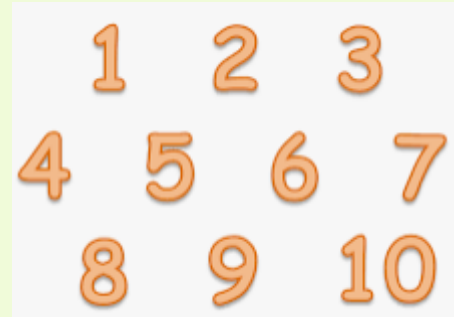


- Writing

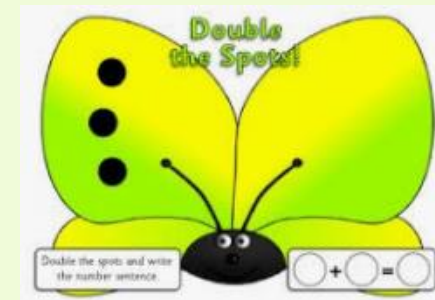


Mathematics

- Number


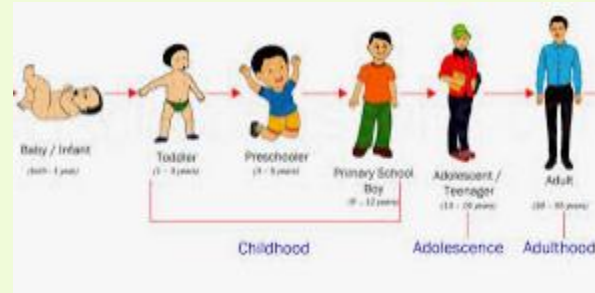


- Numerical Patterns



Understanding the World

- Past and Present



- People, Culture and Communities



- The Natural World



Expressive Arts and Design

- Creating with Materials



- Being Imaginative and Expressive



The EYFS

- All areas of learning are reflected indoors and outdoors.
- A range of learning tasks are carefully planned for each area of learning.
- Learning through play.





Civitas Academy

The Setting



- Engaging, spacious classrooms
- Clearly defined areas






Writing Area



Maths Area





Reading Area



Role Play Area





Construction Area



Creative Area





Small World Area



Understanding the World Area






Outdoor Area



Civitas Academy



Reading Area



Writing Area

Outdoor Area



Civitas Academy



Mud Kitchen



Water Tray

Outdoor Area



Civitas Academy



The Playground



Civitas Academy

A Day in Reception – Daily Timetable



Civitas Academy

	8:55 – 9:25	9:25-9:30	9:30 – 9:50	9:50-9:55	9:55- 10:15	10:15- 11:00	11:00- 11:30	11:30- 11:40	11:40- 12:45	12:45- 12:55	12:55- 1:10	1:10- 2:20	2:25 - 2:40	2:40- 3:00	3:00-3:10
Monday	Morning Challenge	Register, date and Weather	Phonics	Wake and Shake	Literacy	Independent Learning	Maths	Story / songs	Lunch	Register and Mindfulness	Dough Disco and Handwriting	Independent Learning	Milk and Fruit	Story and C & L	Home Time
Tuesday	Morning Challenge	Register, date and weather	Phonics	Wake and Shake	Literacy	Independent Learning	Maths	Story / songs	Lunch	Register and Mindfulness	PE/Independent Learning		Milk and Fruit	Story and C & L	Home Time
Wednesday	Morning Challenge	Register, date and weather	Phonics	Wake and Shake	Literacy	Independent Learning	Maths	Story / songs	Lunch	Register and Mindfulness	Dough Disco and Handwriting	Independent Learning	Milk and Fruit	Story and C & L	Home Time
Thursday	Morning Challenge	Register, date and weather	Phonics	Wake and Shake	Literacy	Independent Learning	Maths	Story / songs	Lunch	Register and Mindfulness	Dough Disco and Handwriting	Independent Learning	Milk and Fruit	Story and C & L	Home Time
Friday	Morning Challenge	Register, date and weather	Phonics	Wake and Shake	Literacy	Independent Learning	Maths	Story / songs	Lunch	Register and Mindfulness	PHSE	Independent Learning	Milk and Fruit	Story and C & L	Home Time


Planning

- Planning for each term is carried out using a topic-based approach.
- Autumn 1 – All about me
- Autumn 2 – Transport
- Spring 1 – Fairy Tales
- Spring 2 – Jungle
- Summer 1 – Growing and Changing
- Summer 2 – Under the Sea
- We also follow the children's interests and respond to specific events.



Phonics

- Helps children develop good reading and writing skills.
- We follow 'Letters and Sounds' (DfE and Skills 2007)
- Supplemented with 'Jolly Phonics'
- We teach letter formation using RWI letter formation rhymes.



Assessment

- Ongoing – Photographic and written observations of children engaged in learning tasks across each area of learning.
- Observations assessed against ‘Development Matters’
- Individual learning journey for each child recorded on Tapestry (online journey app).



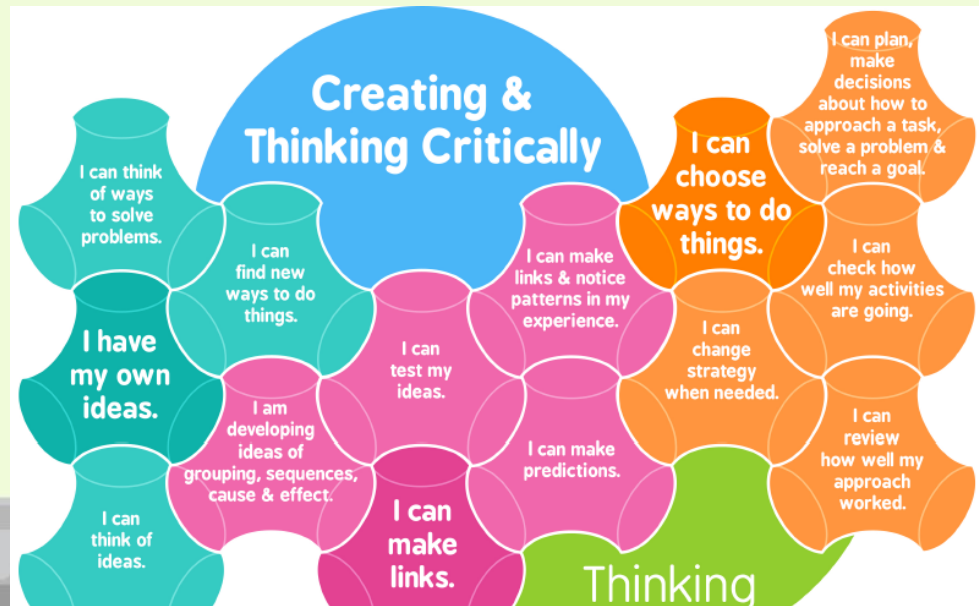
Assessment

- End of Reception – EYFS Profile (statutory assessment)
 1. Assessment against 17 Early Learning Goal Descriptors
 - Expected or Emerging

Children are defined as having reached a Good Level of Development (GLD) at the end of the EYFS if they have achieved at least the expected level for the ELGs in the prime areas of learning and the specific areas of mathematics and literacy.





Characteristics of Effective Learning




Homework

- Banded reading books go home once a week.
- Online reading books (Rising Stars).
- Weekly video of our literacy focus text on Tapestry.
- Suggested activities on Tapestry to do at home.



Addition by regrouping
15 Apr 2020 03:07 PM by Emily Boddington
Published for staff & relatives

The activity will take you through the steps to help children understand regrouping objects when adding two numbers together. This will help children understand their bonds to 10 as well. For this a...

 Pappy Kelly  Abby Johnson  Freddie Wilson and 11 more... 



Home-School Links

- Informal chats before / after school
- Termly Curriculum Meetings
- Half-termly Project Celebrations
- Parents' Evenings
- Parent workshops (e.g. phonics, Tapestry)
- Class pages on school website
 - Weekly Overview of learning
 - Suggestions for websites to visit at home
 - Important notes / reminders
 - Useful Information, e.g. Powerpoints from parent workshops / presentations



How can you help child be ready for school?



Steps to starting school

Build your child's confidence so that they start school confident, curious and ready to learn

Access more great advice, tips and downloadable resources at pacey.org.uk/schoolready



More top tips:

- ★ Get your child ready for their new routine by switching their meal times to match those of the school day
- ★ Encourage your child to explore new environments and interact with new people
- ★ Talk to your child about what they are most looking forward to at school
- ★ Let your child practise putting their new school uniform on and taking it off
- ★ **And remember,** every child is different and starts school with different abilities



Civitas Academy

We hope to welcome you in
September 2021.



Thank you for listening!

Any Questions?

