

Spring 2 -Week 2

Monday
SKILL

Analyse features of
haiku poem

Tuesday
SKILL

Explore syllables

Wednesday
PLAN

Plan haiku

Thursday
WRITE

Haiku and perform


Friday
SPELLINGS

Words with a soft c
spelt with 'ce'



Tuesday

SKILL





Tuesday 2nd March 2021

IALT: explore syllables.

1st - SPAG

1. Rewrite the sentence below in **formal** English.

After waiting two hours for my grub, it still tasted gross.


2nd - edit these sentences:

but dont sweets root your tooth? shouted out gabz.

miss root glaed at her, then smiled oh arent you a feisty one?

whats your name child...?

the girl hesitated but eventually said Gabz..."




IALT: explore syllables.

I can explain what
syllables are

I can use syllables
independently

I can explore syllables.

I can create my own
syllables



What is a syllable?

Syllables are chunks or beats of sound.



What top tips were given about finding syllables and writing a haiku poem?

Watch clip until 2:00min

<https://www.bbc.co.uk/teach/class-clips-video/english-ks1-ks2-understanding-poetry/zfvkt39>



Click onto the Syllables PowerPoint and work your way through the different examples to get a better understanding of syllables...

Syllables



Read these words and decide whether the words have 1, 2 or 3 syllables.			
Word	1 Syllable	2 Syllables	3 Syllables
<i>e.g. Cycle</i>		✓	
Open			
Seventh			
Chimpanzee			
Animal			
Flower			
Ten			
Monkey			
Spring			
Dinosaur			
Tiger			
Photograph			
Hair			
Computer			
Cake			
Biscuit			
Sandwich			
Jumping			
Bear			
Fire			

Task 1: write down how many syllable each one of these words have.



Task 2: Create a word bank of words that link to our book, Demon Dentist. Label them with their amount of syllables used.

Aa

.,!?

Example:

Demon (1)

Dentist (2)

Teeth (1)

Tooth (1)

Painful (2)

Evil (1)

Dangerous (3)

Start to put the words
into 5 or 7 syllable lines

Similes

Onomatopoeia

